



Building Guide

Colorado Chapter of the International Code Council

Single Family Residential Patio Covers & Carports

How to Use this Guide

Check with your jurisdiction regarding type of submittal (paper or electronic) and for additional requirements. Draw to scale and complete the following (hint: use graph paper with $\frac{1}{4}" = 1'$). Example: $\frac{1}{4}" = 1'$).


1 Complete this Building Guide by filling in the blanks on page two, and indicating which construction details will be used.

2 Provide 2 Plot Plans (site plan) showing dimensions of your project or addition and its relationship to existing buildings or structures on the property and the distance to existing property lines drawn to scale. See Page 2

3 Fill out a building permit application.

The majority of permit applications are processed with little delay. The submitted documents will help determine if the project is in compliance with building safety codes, zoning ordinances and other applicable laws.

The Colorado Chapter of the International Code Council is a professional organization seeking to promote the public health, safety and welfare to building construction. We appreciate your feedback and suggestions, please write to the Colorado Chapter of the International Code Council, P.O. Box 961, Arvada, CO 80001. This building guide can be found on Colorado Chapter of the International Code Council website at: <http://www.coloradochaptericc.org>



This handout was developed by the Colorado Chapter of the International Code Council as a basic plan submittal under the 2018 International Residential Code. It is not intended to cover all circumstances. Check with your Department of Building Safety for additional requirements.



131.0

75.0

5' Utility Easement

N

1"=20'

Note: Dimensions are for reference purposes only

Proposed Addition

One Story Frame

40.0

24.2

40.0

9.5

Walkway

30.0

Concrete Slab for Garage

26.0

20.0

20.0

5.5

Concrete Drive

59.2

25.5

131.0

Hometown Street

75.0

For all details on page 4 - Notches on cantilevered portions of rafters are permitted provided the dimension of the remaining portion of the rafter is not less than 3 1/2 inches(89mm) and the length of the cantilever does not exceed 24 inches (610mm)

Single Family Residential Patio Covers & Carports

Directions

Address: _____

1. Fill in the blanks with dimensions and materials which will be used to build the structure. Please print legibly.
2. Indicate in the check boxes which details from page 4 will be used. Please note if any of the sides of your carport addition are closer than 5'-0" to the property line, that side of the carport must be enclosed with a solid 1 hour fire rated wall as shown in Alternate Details B and C. You must however, keep at least two sides of the carport open to conform to the building code requirements. Zoning approval is required.
3. Roofing to be installed per manufacturer's instructions, including low slope application and required inspections made.

Roof covering _____
(example: Class A 3 tab shingles)

Underlayment _____
(example: 15# felt with 19" laps)

Size and Amount of Lags _____
(example: Two 1/2"x 4 1/2" lags @ 16" O.C.)

12 pitch _____

Sheathing _____
(example: 1/2" exterior plywood)

2x _____ rafters spaced _____" O.C.
(example: 2 x 8 rafters spaced 24" O.C.)

Patio Section

Existing building

Span

Maximum rise 7 3/4" to top of door threshold

Slope

Concrete Slab

Isolate from Slab

Minimum Diameter Pier 8" (size determined by load)

Overhang

Note: Walls, posts, and overhangs closer than 5' to the property line to be 1hr. rated

No closer than 2 feet to property line

Beam splices to occur over posts with 1 1/2" bearing

() "x ()" beam
(example: (2) 2"x10")

Span _____
(example: 12' 0")

Siding _____
(for Alternate B only)

"x" posts spaced _____ apart
(example: 4"x4" spaced 6')

6'-8" minimum

below frost depth Verify with your jurisdiction

Footing "x" "
(for Alternate C only)

Check one
☐ Detail A
☐ Alternate A
☐ Other (provide detail) (see page 4)

Check one
☐ Detail B
☐ Alternate B (see page 4)

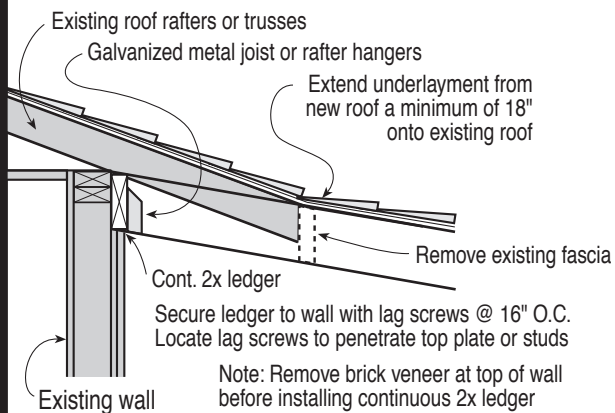
Check one
☐ Detail C
☐ Alternate C (see page 4)

This handout was developed by the Colorado Chapter of the International Code Council as a basic plan submittal under the 2018 International Residential Code. It is not intended to cover all circumstances. Check with your Department of Building Safety for additional requirements.

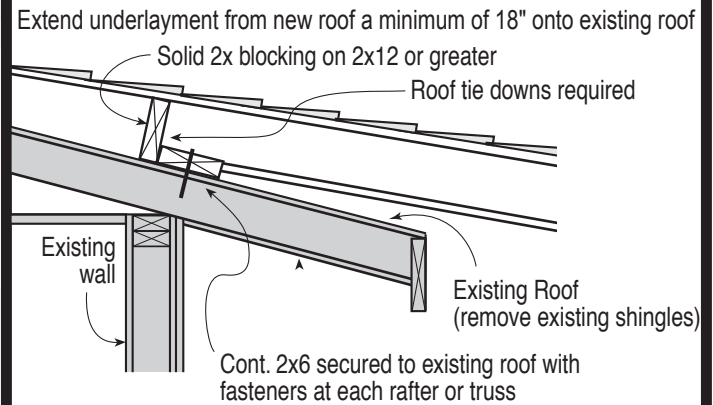


Single Family Residential Patio Covers & Carports

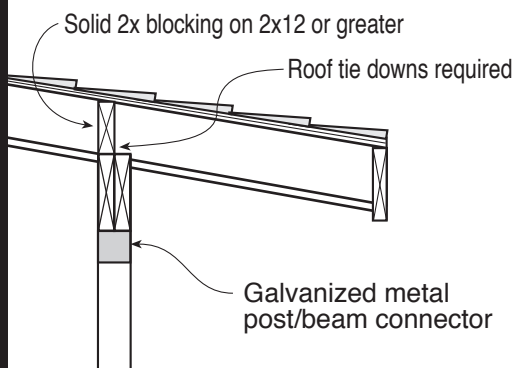
Detail A



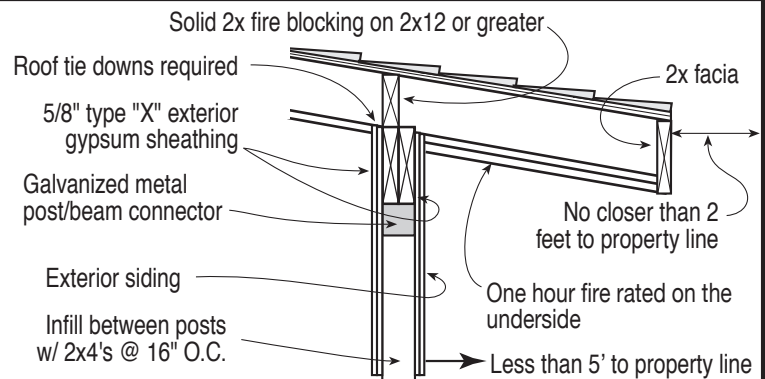
Alternate Detail A



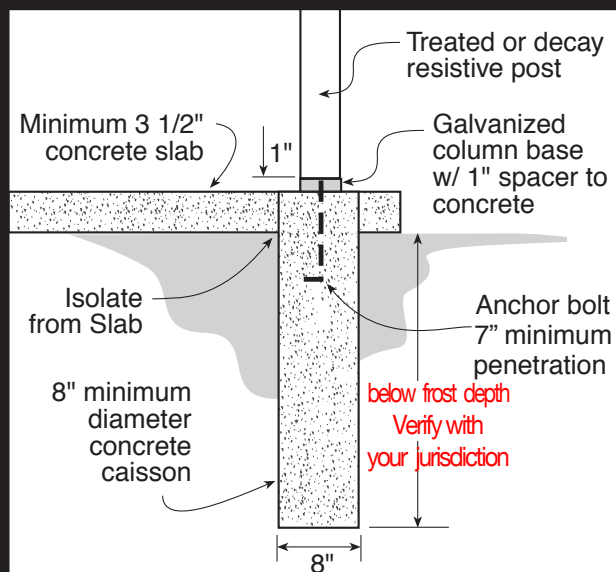
Detail B



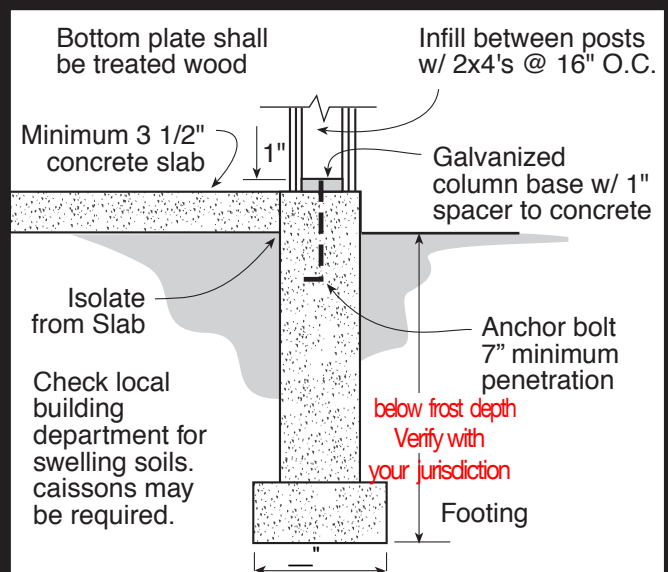
Alternate Detail B - 1 Hour Wall



Detail C



Alternate Detail C - 1 Hour Wall



This handout was developed by the Colorado Chapter of the International Code Council as a basic plan submittal under the 2018 International Residential Code. It is not intended to cover all circumstances. Check with your Department of Building Safety for additional requirements.

