


How to Use Libby (with your existing SWGRL PINES card)

Step 1:



Welcome! Thousands of public libraries offer ebooks and audiobooks (for free!) in Libby. Let me ask you a few questions, to guide you to your library.

First question: do you have a library card?

[Yes](#) [Not Yet](#)

Step 5:

[BACK](#)

Let's take a moment to sign into your **Georgia Download Destination** account. Where do you use your library card?

[Georgia Download Destination](#)

[Smyrna Public Library](#)

[I'm Not Sure](#)

[I Would Like A Library Card](#)

[Skip This Step](#)

Step 2:

[BACK](#)

Okay! If you have Libby on another device, you should simply copy your cards across.

[Copy From My Other Device](#)


Otherwise, you can look up your library by name or location.

[I'll Search For A Library](#)

Of course, there's an easy way. Shall I **guess your library?**

[Yes, Guess My Library](#)

Step 6:



Enter your library account details. (If you need help, [get in touch](#).)


21052000

The number printed on your library card, usually under a barcode.

Step 7:

[Sign In](#)

Step 3:



You can search for your library by name or branch location.


Southwest Georgia Regional Library

MATCHING LIBRARIES

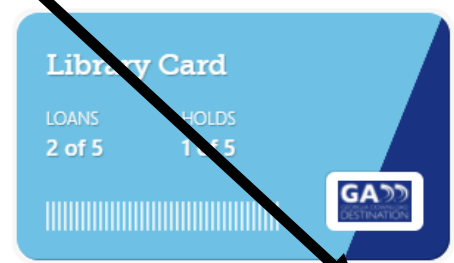
Georgia Download Destination
Southwest Georgia Regional Library System
301 S. Monroe Street
Bainbridge, Georgia, USA
+ 51 MORE BRANCHES

Step 4:

Step 8:



Okay, you're signed in! Here is your library card.



[Rename Card](#) [Next](#)

Step 9: Explore and Enjoy!


Search...

[Home](#) [Library](#) [Shelf](#)

GA **Download Destination**

Preferences [Explore >](#)

Just Added



See what's new! Here are all the titles our busy librarians have been adding to our collection. [See over 1,000 titles >](#)

