

Annual Town Report

Town of Greene, Maine



For the Year Ending
June 30, 2023

The cover picture was taken by Carol Buzzell

PRESERVE THIS REPORT

Please bring your copy to the Town Meeting to defer costs of printing. We hope that this report will be a historical document you will long treasure.

All information in this publication is for the fiscal year 2023 which was July 1, 2022 to June 30, 2023.

Town Report Book FY ending June 30, 2023 printer is

Xpress Copy Services, Portland ME

2023 Town Report Dedication

Bob Hodgkins

This years Town Report Dedication is to a very deserving man that has helped many people over the years and has been on several town committees.

Robert Hodgkins also known as Bob or Bobby has lived in Greene all of his life except the 28 years he was serving our country.

Bob joined the Air Force in 1965 and retired in 1993. He spent 10 years of his 28 years in the service traveling the world on crew member Air Force transports. 18 years maintaining Air Force installation state side and the world as Air Force civil engineer. Bob also spend 19 months in Vietnam and saw many things that give us great appreciation of our own lives. After serving his country, he returned to his hometown of Greene which he felt was a whole different town.

Bob was very active in the VFW Memorial Post #11032. He wasn't a founding member but joined before retiring in the early 1990's. He helped run the VFW suppers and breakfasts to raise funds to construct a VFW monument. Along with several other veterans, John Fogg, Romeo Rivard, Bill Creamer and John Hovestadt to name a few, Bob was an important part of the erecting of the VFW monument that still stands today next to the Greene Town Office. Many hours were spent landscaping and installing memorial stones in honor of our lost veterans. The VFW post membership dwindled so they merged with Auburn in about 2018.

Bob is a dedicated member to the committees he's served on. He joined the Solid Waste Committee since the beginning in 2007. He worked at the Transfer Station from 2006 to 2014 and enjoyed chatting with the townspeople. Within two years of working at the Transfer Station, Bob received an award for the "Most Improved Transfer Station". In 2012 with the help of former Town Manager Charlie Noonan, Bob received "Transfer Station Operator of the Year!"

Bob served on the Planning Board from 2014 to about 2019. He was nominated for budget committee in 2008 and to this day is still a valued member on the committee.

He loved working with the old timers Henry Howe and Jim Nesbitt as he worked for himself doing mechanical work and was passionate about helping and did lots of work with the senior citizens in town. Today, Bob has 5 grown children and 7 grandchildren, which keep him busy at times.

Thank you Bob for all you do for our little town of Greene and a huge thank you for your service!



Table of Contents

| | |
|----------------------------------------------|--------------------|
| Preserve This Report | Inside Front cover |
| Dedication | 1 |
| Table of Contents | 2 |
| Town Officials | 3 |
| List of Committees | 4 |
| Board of Selectmen Report | 5 |
| Town Manager Report | 6-7 |
| Androscoggin County Officials List & Reports | 8-14 |
| MSAD#52 Superintendent Report | 15 |
| 2023 Municipal Assessment | 16-17 |
| Treasurers Report | 18-27 |
| Tax Collectors Report | 28-32 |
| Town Clerk Report | 33 |
| Registrar of Voters Report | 34 |
| Greene Community Scholarship Committee | 34 |
| Municipal Agent Report | 35 |
| Inland Fisheries Agent Report | 36 |
| Code Enforcement Officer Report | 37 |
| Planning Board Report | 38 |
| Greene Fire Dept Report | 39 |
| Julia Adams Morse Library Report | 40 |
| Ella Augusta Thompson Fund Report | 41 |
| Ella Augusta Thompson Fund Portfolio Summary | 42 |
| Greene Village Day Celebration Committee | 43 |
| Conservation Commission | 44 |
| Greene Historical Society | 44-46 |
| 2024/2025 Town Meeting Appropriations | 47 |
| Special Note | 48 |
| FY 2025 Town Meeting Warrant | 49-58 |
| Real Estate Valuation Listing | 59-98 |
| Personal Property Valuation Listing | 99-100 |
| Audit Report | 101-109 |
| Notes | 110 |
| Telephone Directory | Inside Back Cover |

TOWN OF GREENE

220 Main Street, Greene, Maine 04236

Telephone: 207-946-5146

Fax: 207-946-2102

www.TownOfGreene.net

TOWN OFFICIALS

Town Manager

Carol Buzzell

Town Clerk ~ Treasurer

Road Commissioner ~ Tax Collector

General Assistance Administrator

Emergency Management Director

Selectmen, Assessors, & Overseers of Poor

John Soucy, (2025), Chairman

Amanda Leclerc (2025)

Sheldon Bubier (2026)

Kevin S. Mower (2024)

Mark Randall (2026)

Assistants to Town Manager

Anne Swiatocha

Deputy Town Clerk

Deputy Treasurer

Deputy Tax Collector

Deputy Registrar of Voters

Carolyn Tucker

Deputy Town Clerk

Deputy Tax Collector

Kelly Ouellette

Deputy Town Clerk

Registrar of Voters

Vernice Boyce

Deputy Treasurer– Bookkeeper

Assistant Emergency Management Director

Eric Farrenkopf

Health Officer

Lyndsy Turmel

Fire Chief/Fire Warden

John Soucy

Animal Control Officer

Wendell Strout, Jr

Public Works Foreman

Gary Bedford (resigned April 2024)

Public Works Supervisor

Gregory Keene

Code Enforcement Officer

Brent Armstrong

Plumbing Inspector

Brent Armstrong

911 Addressing Coordinator

Brent Armstrong

MSAD #52 Superintendent

Cari Medd

MSAD #52 Directors

Breanna Allard (2026)

Anthony Shostak (2025)

Kyle Purington (2024)

Committee List

Appeals Board

Kevin Mower, BOS REP
Steve Lebrun, Chair 2027
Michael Albert, 2024
George Farris Jr, 2025
Philippe Lavoie, 2025
Wendell Strout, 2027

Broadband Committee

Carl Bucciantini
Joyce Bucciantini
Justin Lafontaine
Thomas Martin

Budget Committee

John Soucy, BOS REP
Brent Armstrong
Don Bedford
Holly Ewing
George Farris Jr
Robin Healy
Robert Hodgkins
Phil Lavoie
Lewis McCarthy
Freeland Witham

Cable TV (WGLT TV7)

Sally Ann Hebert, Chair
Richard Clark
Michael Stephanak
David Warriner

Capital Improvement

Kevin Mower, BOS REP
George Farris Jr
Peter Jolicoeur
Phil Lavoie
David Lepage
Thomas Martin Jr

Comprehensive Plan

Amanda Leclerc, BOS REP
Brent Armstrong
Lea Chouinard
Steve Creamer
George Farris Jr
Kevin Healey
David Lepage
Judy Marden
Julie Mondro
Bradford Tuck

Conservation Commission

Sheldon Bubier, BOS REP
Megan Bates
Nicole Camire
Julia Coady
Michael Gagnon

Greene Community Scholarship Com

Carol Buzzell
Chris Chase
Sarah Knowlton
Bethany Lyons
Cindy Paine
Stephanie Stockwell
Cheryl Ward

Greene Village Day Celebration

John Soucy, BOS REP
Julia Coady, Chair
Rebecca Brooke
Eric Farrenkopf
Geri Valentine
Vacant

Greene Volunteer Fire Dept. Benevolent Fund

Vacant, BOS REP
Barbara Bubier
Phil Lavoie
John Soucy

Julia A. Morse Library Trustees

Deborah Beam, 2028
Greg D'Augustine, 2026
Christine Gianopoulos, 2025
Justin Lafontaine, 2027
Jeannie Negley, 2024

Parks & Recreation Committee

Julie Coady
Sarah Knowlton
Vacant
Vacant
vacant

Ella A. Thompson Committee

Sandra Bubier, 2024
Erika Lafontaine, 2024
Bob Hendon, 2025
Eva Brown, 2026
Tyler Rose, 2026

Planning Board

Don Bedford, 2026 Chair
Byron Boyington 2025
Eric Farrenkopf 2026
Joe Turmel 2024
David Warriner

Sabattus Lake Dam Commission

Mark Randall, BOS REP
Steve Wood
Lou Morin

Solid Waste

Sheldon Bubier BOS REP
Daniel Allard
Kevin Berry
Byron Boyington
Holly Ewing
Matt Higgins
Robert Hodgkins
Adam Varney

If you are interested in serving on any of these committees, an application is available at the Town Office and at TownOfGreene.net. We wish to thank the dedicated volunteers who have served many hours to their community.

Board of Selectmen Report

To the citizens of Greene:

As we close out fiscal year 2023, we are reminded of the challenges we faced during the winter. Even though snow accumulations were light, we were hit with several storms that caused extensive damage on and alongside our roadways, as well as personal property damage. Downed trees and powerlines as well as flooded roadways and portions of roads that were washed away. Our Public Works and Fire Department worked diligently to keep everyone safe during and after the storms. But even after the storms, our EMA team has worked countless hours with FEMA to identify and document all damages sustained during the December storm in hopes that we may receive some federal assistance in repairing our infrastructure. Your efforts are appreciated.

The Town Manager and the office personnel continue to do a great job. New addition this past year was Kelly Ouellette. Kelly does a great job for us and we welcome her to the team. Also new in 2023 is the red drop box for your retired flags, located to the right side of the town office. Deposit your unserviceable flag in this box and a group of local veterans will retire the flags appropriately.

The Town has hired a new Public Works supervisor Greg Keene. This was the position we voted to add at the last town meeting. Greg has taken on a lot of duties and has gotten a lot done in a short period of time and we are confident he will continue to be a tremendous asset to our town as we look to continue the road paving, shoulder work and ditching as well as paving School St and the Public Works yard. They also took delivery of the new plow truck and is now in service.

The crew at the transfer station led by Ron McNaughton have been doing a great job keeping everything in order and making improvements to keep traffic flowing smoothly up there. The new sign has been installed at the entrance displaying the new fee schedule. Punch cards have been eliminated and stickers are now good for two years.

Fire Department is continuing to provide a valuable service to the town for fire and EMS emergencies. The new pumper that was voted on at last town meeting is still almost two years out and will be replacing a truck that will be almost 25 years old when delivered. We appreciate the dedication and hard work from the men and women of the Greene Fire Department.

The Selectboard is proud to announce that the town is doing well financially. Results from the 2022/2023 audit came back with favorable results. Plans for replacing the bridge on E. Main St are well underway and the Board has been pushing to try and have that completed this year. We encourage everyone to attend a Selectboard meeting or watch on WGLT tv7 on Spectrum cable or live stream on the web at <https://greenemetv7.vod.castus.tv>. If you want to be involved and make a difference, please volunteer. A volunteer is the backbone of every community and we welcome you to join. If you are interested, please stop in at the town office for more information.

In closing we would like to thank the citizens of Greene for giving us the opportunity as Selectboard members, to serve our community.

Respectfully Submitted

John Soucy (Chairman), Kevin Mower, Sheldon Bubier, Amanda Leclerc and Mark Randall.

Town Manager Report

To the Citizens of Greene

It is with great pleasure that I present to you the Annual Report for the Town of Greene, fiscal year ending June 30, 2023. It is the purpose of the Annual Report to inform the citizens of Greene on the financial condition of the town and to report on the operational aspects as well.

I have completed my second year in Greene as Town Manager, and we continue to be very busy. The economy continues to struggle, and this is most noticeable in our tax collection and the increase in our operations expenses. The Board of Selectmen and Budget Committee strive to make cuts where they can but with rising costs, it is most difficult at times.

There are several important articles in this year's warrant. **Article 24** is asking for funds to repair the roof and install shingles on the Fire Department roof.

The Broadband Committee has been diligently working on ways to bring High Speed Broadband to serve those roads in Greene that are not currently served. **Article 28** asks for up to \$186,000 to bring internet to these roads.

The Main Street Bridge Project has been in the works for a couple of years. The Town received a grant of \$150,000 towards the project. Main-Land Development Consultants, Inc was hired to oversee the project, get permitting, preliminary design, project manual prep, bidding and construction administration for a 2024 build. **Article 34** asks for up to \$350,000 to cover the approximate cost of \$850,000. The town will have two options to choose from; raise the entire \$350,000 this year or approve a general obligation bond borrowing \$350,000 for a 3-year period.

Article 37 asks for \$385,000 for the town's share toward replacement of the Sabattus Pond Dam. The towns of Sabattus and Wales have already passed this article with funding at their annual Town Meetings. A public hearing is scheduled for July 23rd at the Fire Station at 6:00pm. All of these articles will make an lasting impact on the infrastructure of our town.

The Town Office continues with efficient & friendly customer service. The newest addition to our office staff is Kelly Ouellette as Deputy Clerk, Registrar of Voters and Secretary to the Selectmen. Kelly is settling in nicely and always ready to lend a helping hand. Vernice Boyce, the town's bookkeeper, is a wealth of knowledge. Vernice is always on the ball in keeping our books balanced. Between Anne, Carolyn, Kelly, Vernice & Brent, I'm lucky to have such great office staff to work with and appreciate them all tremendously.

The Public Works Department has had several staff changes in 2024. Greg Keene was hired for the new position of Supervisor and has hit the road running and hasn't stopped. We welcome him and his expertise in the construction field, as he's doing a

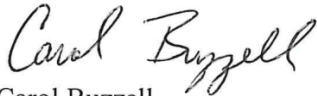
Town Manager Report

fabulous job. With limited staff, we've contracted out the larger jobs so the crew could focus on ditching, general maintenance and smaller projects. The winter storm on December 18, 2023, resulted in several roads with storm damage and in need of repair. The storm was declared an emergency, so FEMA funds are available. Greg Keene, Public Works Supervisor, and Eric Farrenkopf, Assistant Emergency Management Director are working with FEMA to compile data of the damages for the town to receive compensation.

The Transfer Station continues to run very efficiently. Many thanks to Ron McNaughton, Chris Powell and Walt Stevens. As a convenience to residents beginning in January 2024, stickers are valid for 2 years and we've done away with the punch card. The fee schedule has changed and some items are free to dispose of. A new sign at the entrance shack depicts the correct fees. The Board and Solid Waste Committee will continue to monitor the rules and make adjustments if needed.

The Greene Community is coming together. Greene Historical Society and Androscoggin Grange memberships are rising. Citizens are getting involved. Lots of interesting programs are planned for the upcoming year at the Library, Historical Society, and Grange. I am confident with the leadership that the Town of Greene has, with its proactive citizens that serve on its Boards & Committees, that we will continue to move forward productively and accurately. I look forward to serving you in the upcoming year.

Respectfully,



Carol Buzzell
Town Manager

IN THIS OFFICE...

WE DO TEAMWORK
WE DO RESPECT, PUNCTUALITY & LAUGHTER
WE DO FRIENDSHIP
WE COMMUNICATE & LISTEN
WE DO MOTIVATION AND
WE DO GREAT THINGS

ANDROSCOGGIN COUNTY OFFICIALS

County Commissioner (District 3)

Brian Ames (2026)
207 753-2500

Androscoggin Sheriff

Eric Samson
2 Turner Street, Auburn, ME 04210
207 784-7361

STATE OFFICIALS

Governor Janet Mills

1 State House Station, Augusta, ME 04330
Telephone 207 287-3531

State Representative (District 92)

Stephen J. Wood

2 State House Station, Augusta, ME 04333
Telephone 207 287-1400 ~ TTY 207 289-4469 ~ Toll-free 800 423-2900
PO Box 927, Sabattus, ME 04280
Cell: (207)740-3723
E-mail Stephen.Wood@legislature.maine.gov

State Senator (District 17)

Jeffrey Timberlake

3 State House Station, Augusta, ME 04333
Telephone 207 287-1505 ~ TTY 207 287-1583 ~ Toll-free 800 423-6900
E-mail Jeffrey.Timberlake@legislature.maine.gov

WASHINGTON OFFICIALS

Representative to Congress (District 2)

Jared Golden

179 Lisbon Street, Lewiston, ME 04240
Telephone 207 241-6767
golden.house.gov

United States Senators (District 2)

Angus S. King, Jr

4 Gabriel Drive, Suite 1, Augusta, ME 04330
Telephone 207 622-8292
king.senate.gov

Susan Collins

55 Lisbon Street, Lewiston, ME 04240
Telephone 207 784-6969
collins.senate.gov



Janet T. Mills
GOVERNOR

STATE OF MAINE
OFFICE OF THE GOVERNOR
1 STATE HOUSE STATION
AUGUSTA, MAINE
04333-0001

Spring 2024

Dear Maine Resident:

Since my first day in office, I have been guided by the belief that to strengthen our state, we have to invest in our greatest asset: the people of Maine. With the support of the Legislature, my Administration has invested in what people need to succeed — job training, child care, health care, education, broadband, and housing.

Those investments are working — small businesses are expanding their operations; people are moving here to work and raise their families; and graduates are staying in Maine to pursue rewarding, life-long careers — all encouraging signs that are reflected in the strength of our economy. In fact, Maine has the best rate of economic growth in New England and one of the best rates in the nation.

At the same time, we have our challenges. In late October, a gunman took the lives of 18 innocent citizens and injured many more in an act of senseless and unconscionable violence. Then, in December and January, heavy rains and powerful winds brought massive flooding that destroyed homes and businesses, roads, and bridges, and changed the very landscape of our coast.

I have proposed legislation to address both issues — first, to rebuild from these storms and prepare for those to come; and, second, to expand mental health services and keep weapons out of the hands of dangerous people to better protect public safety.

We have made good progress over the past five years to ensure that every person can find a good-paying job in Maine; have affordable health insurance; have the peace of mind that their children are safe at home and at school; breathe clean air and drink clean water and enjoy the rolling hills, lush forests, mighty rivers, and bold coast of Maine.

There are still plenty of challenges, particularly when it comes to the affordability of housing, child care, energy, and other things, but thanks to the resilience and the resolve of Maine people, I am more confident than ever before in the future of our state.

It is my honor to serve as your governor.

Sincerely,



Janet T. Mills
Governor



PRINTED ON RECYCLED PAPER

TTY USERS CALL 711
www.maine.gov

PHONE: (207) 287-3531 (Voice)

FAX: (207) 287-1034



Jared Golden
Congress of the United States
2nd District of Maine

Dear Friends,

I hope this letter finds you safe and well. It's an honor to continue serving as your representative in Congress, and I take the responsibility very seriously. I appreciate the opportunity to update you on what I've been working on behalf of the people of the Second Congressional District.

Maine's heritage industries are the backbone of our state's economy. That is why one of the first bills I introduced in this Congress was the *Northeast Fisheries Heritage Protection Act*, which would prohibit commercial offshore wind energy development in Lobster Management Area 1 (LMA 1) in the Gulf of Maine. LMA 1 was identified by the Bureau of Ocean Energy Management (BOEM) as a potential commercial offshore wind site. LMA 1 is a critical and highly productive fishing ground for a variety of sea life, including lobster. Prohibiting offshore wind development in LMA 1 would help to avoid conflict with the New England commercial and recreational fishing industries. Additionally, the bill would initiate a federal study on the environmental review processes of any relevant Federal agencies for offshore wind projects in the Gulf of Maine.

I also continue to advocate on behalf of our veterans and those providing care to our former service members. The current pay for VA employees in the Kennebec and Penobscot counties does not reflect the critical services they are providing. As the oldest state in the nation, with the fifth highest veteran population, Mainers rely on the services offered at the Department of Veterans Affairs (VA) facilities. That's why recently, Senator Collins, Senator King, Representative Pingree, and I called on the Biden Administration to increase locality pay for VA employees in Kennebec and Penobscot counties. The level of care received is impacted by job vacancies, and the high turnover rate among its healthcare workforce is often the result of pay and compensation issues, which is further exacerbated by the increased cost of living.

Lastly, I'm excited that Mainers are continuing to reap the benefits of the *Bipartisan Infrastructure Law* (BIL). Recently, millions of dollars in grants have been awarded across the state, including \$35 million through the U.S. Department of Transportation's Culvert Aquatic Organism Passage (AOP) program to conserve spawning and migratory habitats for native fish species in Maine, \$460,000 through the Airport Infrastructure Grant (AIG) program for the Princeton Municipal Airport, Stephen A. Bean Municipal Airport, and Dexter Regional Airport, and nearly \$8 million through the Buses and Bus Facilities Program for Bangor's bus system. These investments are critical to ensuring Maine's infrastructure and will help to ensure Mainers and businesses across Maine are connected.

Regardless of the year, one of my top priorities is ensuring I'm accessible to you. My staff and I can help answer questions about and navigate federal programs; find resources in Maine; and resolve issues with Medicare, Social Security, the VA, and other federal agencies and programs. We are here to help:

- **Caribou Office:** 7 Hatch Drive, Suite 230, Caribou, ME 04736. Phone: (207) 492-6009
- **Lewiston Office:** 179 Lisbon Street, Lewiston, ME 04240. Phone: (207) 241-6767
- **Bangor Office:** 6 State Street, Suite 101, Bangor, ME 04401. Phone: (207) 249-7400

I look forward to building on momentum from recent legislative wins for Mainers and continuing to work on your behalf in 2024. Do not hesitate to reach out and voice an opinion on legislation, let us know about local events, or seek assistance navigating federal agencies or programs. It's an honor to represent you in Congress, and I wish you a healthy and prosperous year to come.

Respectfully,

Jared F. Golden
Member of Congress

SUSAN M. COLLINS
MAINE

413 DIRKSEN SENATE OFFICE BUILDING
WASHINGTON, DC 20510-1904
(202) 224-2523
(202) 224-2693 (FAX)

United States Senate
WASHINGTON, DC 20510-1904

COMMITTEES:
APPROPRIATIONS
Vice Chair
HEALTH, EDUCATION,
LABOR, AND PENSIONS
SELECT COMMITTEE
ON INTELLIGENCE

Dear Friends:

It is an honor to serve the people of Maine in the U.S. Senate, and I welcome this opportunity to share an update on issues important to Maine and America.

One of my priorities for 2023 has been to improve the appropriations process in Congress – the way it decides how to spend taxpayer money. I took over as the Vice Chair of the Senate Appropriations Committee last year. Along with Chair Patty Murray, we decided the best change we could make was not to do something new. Instead, it was to do something old – that is, go back to the regular and transparent committee process that we used to have.

Part of restoring this process included holding 50 public Committee hearings, which allowed for input from senators on both sides of the aisle. As a result, for the first time in five years, the Senate Appropriations Committee passed all twelve of its funding bills on time. This was done with strong bipartisan support. In fact, seven of them passed unanimously.

Now, we need to work with the House of Representatives to pass these twelve bills and turn them into laws.

These bills contain funding for a wide range of Maine priorities, including support for the workforce at Bath Iron Works and Portsmouth Naval Shipyard, our lobster industry, infrastructure improvements, affordable housing, biomedical research, veterans, and heating assistance programs like LIHEAP. These bills also contain nearly \$590 million in Congressionally Directed Spending for 231 projects throughout the State of Maine. These projects would help promote job creation, expand access to health care, and improve public safety, infrastructure, and important resources in communities across all 16 counties of our state. I will continue to work to get these bills signed into law in the new year.

On October 25, the horrific mass shooting in Lewiston claimed the lives of 18 Mainers and injured 13 others. In response, I led Maine's Congressional Delegation in requesting an independent investigation by the U.S. Army Inspector General into the events leading up to the shooting. On December 15, the Under Secretary of the Army wrote to inform me that such an investigation will take place, and the Army Inspector General has instructed her team to immediately begin preparing to conduct this investigation. While nothing can undo the events of October 25, I will continue to work to understand what happened and what could have been done differently, and to find answers for the victims, survivors, and their families.

No one works harder than the people of Maine, and this year I honored that work ethic when I cast my 8,855th consecutive roll call vote.

As we look ahead to 2024, I remain committed to addressing the concerns of Maine families and communities. If you need assistance or wish to share your thoughts, please do not hesitate to reach out to one of my six state offices.

Sincerely,



Susan M. Collins
United States Senator

ANGUS S. KING, JR.
MAINE

133 HART SENATE OFFICE BUILDING
(202) 224-5344
Website: <https://www.King.Senate.gov>

United States Senate
WASHINGTON, DC 20510

COMMITTEES:
ARMED SERVICES
CHAIRMAN, STRATEGIC FORCES
SUBCOMMITTEE
ENERGY AND
NATURAL RESOURCES
CHAIRMAN, NATIONAL PARKS
SUBCOMMITTEE
INTELLIGENCE
VETERANS' AFFAIRS

January 1, 2024

Dear Friends,

Thank you for allowing me to add my congratulations and gratitude for the positive differences each town and city in Maine makes for its people and ultimately for Maine as a whole. When I travel around the state and visit the various regions in Maine, I see firsthand the differences you all make, the focus you put on excellence, and the helping hands you extend to neighbors. I have learned valuable lessons watching your collaborations with each other. They got the State motto right – Dirigo – because you all certainly do lead the way and exemplify the best of Maine.


First, it was a true honor to be appointed to the Senate Veterans Affairs Committee this year to help address the challenges facing Maine veterans. We owe our way of life to these brave men and women and share a collective responsibility as a grateful nation to give back to our veterans. That means delivering veterans the benefits they have earned, addressing the veterans' suicide crisis, improving transition-to-civilian-status programs, and ensuring every veteran can access essential services, like affordable housing and behavioral healthcare.

Next, one of the most significant infrastructure projects in Maine history is underway: affordable and universal broadband availability throughout the state. Supported through funding in the bipartisan infrastructure bill, we are now within striking distance of broadband service even in our most rural communities. Additionally, infrastructure improvements in our roads and bridges, water and septic upgrades for our towns and support for our workforce and employers are also in the pipeline. Serious steps are being taken to address the toll from substance abuse and to provide our older neighbors with resources to help them continue to stand strong throughout their golden years. It is my goal here to make sure everyone has access to stable employment opportunities and quality healthcare which is of critical importance to keep our families healthy and happy.

I am thankful for each town in Maine for their commitment to their communities, to their citizens, and to this country. I will do my part to listen to your concerns and work to find useful solutions to the issues you face. My offices throughout Maine remain available to you if you face hurdles with the federal government, whether it be veteran issues, social security problems, student loans, immigration, tax assistance and more. I hope you will reach out of my offices in Presque Isle, Bangor, Augusta, Portland, or Biddeford and allow me the chance to be part of your solutions. Together, I know we can continue to build a stronger, brighter future for our great state.

Maine is known for our grit and resiliency and we are making great strides — something others across the country have noticed. Thank you for being one of the reasons Maine is so special; it is not only a pleasure to serve you — it is a pleasure to know you. Mary and I wish you a happy and safe 2024.

Best Regards,


ANGUS S. KING, JR.
United States Senate

AUGUSTA
40 Western Avenue, Suite 412
Augusta, ME 04330
(207) 622-8292


BANGOR
202 Harlow Street, Suite 20350
Bangor, ME 04401
(207) 945-8000

BIDDEFORD
227 Main Street
Biddeford, ME 04005
(207) 352-5216

PORTLAND
1 Pleasant Street, Unit 4W
Portland, ME 04101
(207) 245-1565

PRESQUE ISLE
167 Academy Street, Suite A
Presque Isle, ME 04769
(207) 764-5124

In Maine call toll-free 1-800-432-1599
Printed on Recycled Paper



Senator Jeffrey Timberlake
3 State House Station
Augusta, ME 04333-0003
(207) 287-1505

Dear friends and neighbors,

It is an honor to represent you, your family, and the communities of District 17 as I continue my third term in the Maine State Senate. I am grateful for the trust you have placed in me to work for the betterment of our region and I can assure you that I will work tirelessly on your behalf.

The First Regular and First Special sessions of the 131st Maine State Legislature were notable as there were over 2,600 legislative bill requests and 2,019 of them were officially printed as Legislative Documents (LDs). No legislature this century has had as many LDs printed during their first year.

One area of success was the Highway Fund. In the past, the Highway Fund has been supported through gasoline taxes, which have been declining for years due to more fuel-efficient and electric/hybrid vehicles, and bonding. However, we now have created a sustainable source of funding to maintain our transportation infrastructure. This is done by dedicating 40% of the 5.5% vehicle sales tax and 40% of the sales and use taxes collected by the Bureau of Motor Vehicles. It is predicted to raise more than \$200 million for infrastructure each biennium.

The Second Regular Session will begin in January 2024. I am eager to discuss the issues important to all of you. I have heard from many of you regarding the biggest concerns you are facing, including increasing energy costs, child care, education, housing, inflation, child welfare, mental health and substance abuse, workforce development, and crime, among others. As your State Senator, I will continue to do all I can to advocate for your priorities in Augusta.

Again, thank you for electing me to serve you in the State Senate. The 131st Legislature has a great deal more work to do. However, I believe that if we come together, there is nothing we can't accomplish. Please feel free to contact me by calling (207)-287-1505 or emailing me at jeff.timberlake@legislature.maine.gov if you have comments, questions or if you would like assistance in navigating our state's bureaucracy.

Sincerely,

Jeffrey Timberlake
State Senator



HOUSE OF REPRESENTATIVES

2 STATE HOUSE STATION
AUGUSTA, MAINE 04333-0002

(207) 287-1440

TTY: (207) 287-4469

Stephen J. Wood

P.O. Box 927

Sabattus, ME 04280

Cell: (207) 740-3723

Stephen.Wood@legislature.maine.gov

February 2024

Dear Friends & Neighbors:

May you and your families enjoy a healthy and prosperous 2024! With lawmakers gathering in Augusta for their Second Regular Session on January 3, I am continually grateful for the opportunity to serve my constituents. If you are ever in need of assistance with respect to State Government, please do not hesitate to contact me.

In addition to the hundreds of bills carried over for further consideration from the First Regular and First Special Sessions of the 131st Legislature, more than 100 new measures have been accepted by the Legislative Council for deliberation over the coming months leading up to the statutory adjournment date of April 17. Moreover, the Governor, in her State of the State Address, laid out several proposals that will require much scrutiny, including storm recovery funds, allocations for emergency and permanent housing, the workload of child protection caseworkers, and background checks on all advertised private sales of firearms.

State finances will, of course, be a major topic of discussion, as well. A \$265 million surplus will prompt debate on whether to spend more on additional programs, or return this excess to its source – you the taxpayers. This projection could potentially increase following the next meeting of the Revenue Forecasting Committee. Rest assured, with goods and services still costing extensively more, I am committed to providing meaningful tax relief to help fellow Mainers make ends meet.

In closing, I again wish to thank you for allowing me to be your voice at the State House. Be sure to follow legislative proceedings as they unfold via the Legislature's Web site, <https://legislature.maine.gov/>. By staying informed, you will be empowered with the ability to make good decisions and respond effectively.

Sincerely,

Stephen J. Wood
State Representative

District 92 Greene and Sabattus

MSAD 52 Superintendent

Greene Town Report

June 2024

Greetings Residents of Greene,

You have likely seen the many memes on social media that brag about the hardiness of us Mainers when it comes to weather. “In other states this storm would be crippling, in Maine we call it Tuesday.” Or, “The four seasons of Maine are: Almost Winter, Winter, Still Winter and Construction.”

Since last year’s letter, it seems that the weather has featured prominently in the lives of our students and staff. This fall, we had to dismiss students early due to excessive heat. We lost nearly three days of school to the December 18th storm and the intense flooding at the coast on January 10th impacted us as well. These wild weather events, as well as the tragedy in Lewiston in October, have required our staff and students to be resilient and flexible. I am so appreciative of the work that our employees have done to ensure that the students of our towns are cared for and educated in the face of these multiple challenges.

These weather events have pushed us to prioritize technology and facility needs that will help us with emergency preparedness. Communications and power backups are both areas we will be investing time and resources in, for the coming years.

Over the past year the school board, in partnership with our staff, has made great progress moving our district forward. We are particularly excited about the following:

- The revision of our Strategic Plan that will guide our work through 2028. Please keep your eye out in the coming months for communication about our goals and objectives for growth and improvement.
- The initial development of a Comprehensive Capital Improvement Plan that will keep our facilities healthy and structurally sound for decades to come.
- The essential financial investment in our teachers and staff to ensure that our schools are properly staffed to meet the needs of our diverse student population.

I am so proud of the great work our staff is doing to continuously improve and grow. While the challenges of the past years continue to impact our students, our dedication to helping each student reach their potential is unwavering.

We could not do this work without the strong support of our families and our three towns. Thank you!

Respectfully,

Cari Medd

MSAD 52 Superintendent

CERTIFICATE OF ASSESSMENT TO BE RETURNED TO MUNICIPAL TREASURER
STATE OF MAINE

County ANDROSOCGIN , ss.

We hereby certify, that we have assessed a tax on the estate, real and personal liable to be taxed in the Municipality of Greene for the fiscal year 07/01/2022 to 06/30/2023, at 17.8 mils on the dollar, on a total taxable valuation of \$357,975,300

Assessments:



| | | |
|-----------------------------------------------------------------------------------|--------------|---------------------|
| 1. County Tax | 510,317.50 | |
| 2. Municipal Appropriation | 3,399,995.00 | |
| 3. TIF Financing Plan Amount | 0.00 | |
| 4. Local Educational Appropriation | 4,450,242.00 | |
| 5. Overlay (Not to Exceed 5% of "Net To Be Raised" (see tax rate calculation #16) | 77,818.75 | |
| 6. Total Assessments | | 8,438,373.25 |

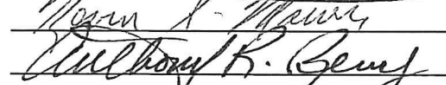
Deductions:


| | | |
|------------------------------------------|--------------|---------------------|
| 7. State Municipal Revenue Sharing | 669,762.77 | |
| 8. Homestead Reimbursement | 320,498.31 | |
| 9. BETE Reimbursement | 2,711.83 | |
| 10. Other Revenue | 1,073,440.00 | |
| 11. Total Deductions | | 2,066,412.91 |
| 12. Net Assessment for Commitment | | 6,371,960.34 |

Lists of all the same we have committed to CAROL E BUZZELL, Tax Collector of said Municipality, with warrants in due form of law for collecting and paying the same to CAROL E BUZZELL, Municipal Treasurer of said Municipality, or the successor in office, on or before such date, or dates, as provided by legal vote of the Municipality and warrants received pursuant to the laws of the State of Maine. (Title 36 MRSA, section 712)

Given under our hands this 08/08/2022


 _____ Municipal Assessor(s)






Complete in Duplicate. File original with Tax Collector. File copy in Valuation Book

You are to pay to CAROL E BUZZELL, the Municipal Treasurer, or to any successor in office, the taxes herewith committed, paying on the last day of each month all money collected by you, and you are to complete and make an account of your collections of the whole sum on or before 06/30/2023.

In case of the neglect of any person to pay the sum required by said list until after 11/07/2022 & 05/01/2023; you will add interest to so much thereof as remains unpaid at the rate of 4.00 percent per annum, commencing 11/08/2022 & 05/02/2023 to the time of payment, and collect the same with the tax remaining unpaid.

Given under our hands, as provided by a legal vote of the Municipality and Warrants received pursuant to the Laws of the State of Maine, this 08/08/2022.

M E Chast Assessor(s) of: Greene
[Signature]
[Signature]
William R. Bury

CERTIFICATE OF COMMITMENT

To CAROL E BUZZELL the Collector of the Municipality of
Greene , aforesaid.

Herewith are committed to you true lists of the assessments of the Estates of the persons wherein named; you are to levy and collect the same, of each one their respective amount, therein set down, of the sum total of \$6,371,960.34 (being the amount of the lists contained herein), according to the tenor of the foregoing warrant.

Given under our hands this 08/08/2022

M E Chast Assessor(s) of: Greene
[Signature]
[Signature]

Complete in Duplicate. File original with Tax Collector. File copy in Valuation Book

Dept/Div: 01-005 GENERAL GOVT

| | 2023 | 2024 | 2024 | | FY2025 | FY2025 |
|---------------------------------------------|---------------------|---------------------|--------------------|--|-------------------|-------------------|
| | Budget | Budget | Actual 6/4/2024 | | Selectmen | Committee |
| 10-01 Town Manager | 73,150.00 | 76,076.00 | 70271.60 | | 80,576.00 | 85,280.00 |
| 10-03 Code Enforcement Officer | 48,152.00 | 50,078.00 | 46233.60 | | 52,583.00 | 52,583.00 |
| 10-04 Assistant to the Town Manager | 137,434.00 | 158,606.00 | 115719.84 | | 157,456.00 | 157,456.00 |
| 10-06 Part Time/Election Workers | 4,000.00 | 4,000.00 | 6901.02 | | 5,000.00 | 7,500.00 |
| 10-07 Selectmen | 15,000.00 | 15,000.00 | 15000.00 | | 15,500.00 | 15,500.00 |
| 10-13 Health Officer | 330.00 | 330.00 | 330.00 | | 330.00 | 330.00 |
| 10-14 Unemployment Compensation | 3,000.00 | 3,000.00 | 7455.00 | | 3,000.00 | 3,000.00 |
| Administrative Wages Expense Account | \$281,066.00 | \$307,090.00 | 261911.06 | | 314,445.00 | 321,649.00 |

| | | | | | | |
|-----------------------------------------|-------------------|-------------------|------------------|--|-------------------|-------------------|
| 11-09 FICA Medicare | 63,000.00 | 68,137.00 | 51660.23 | | 68,447.00 | 68,447.00 |
| 11-12 Mileage | 2,000.00 | 3,000.00 | 1771.20 | | 3,300.00 | 3,300.00 |
| 11-20 Education | 2,000.00 | 2,200.00 | 1209.99 | | 2,000.00 | 2,000.00 |
| 11-22 Health Employees- Town Share | 147,402.00 | 172,670.00 | 145235.38 | | 173,244.00 | 173,244.00 |
| 11-23 Town Manager Mileage | 1,500.00 | 1,500.00 | 1238.92 | | 1,200.00 | 1,200.00 |
| 11-26 Town Retirement Contributions | 11,500.00 | 13,500.00 | 10779.16 | | 13,500.00 | 13,500.00 |
| Employee Expense/Benefit Account | 227,402.00 | 261,007.00 | 211894.88 | | 261,691.00 | 261,691.00 |

| | | | | | | |
|------------------------------|-------------------|-------------------|-----------------|--|-------------------|-------------------|
| 12-04 Copier | 1,750.00 | 1,800.00 | 1746.22 | | 1,800.00 | 1,800.00 |
| 12-05 Cleaning | 6,300.00 | 4,900.00 | 3142.00 | | 3,800.00 | 3,800.00 |
| 12-06 Assessing | 43,000.00 | 43,000.00 | 38216.65 | | 43,000.00 | 43,000.00 |
| 12-07 Septic | 250.00 | 250.00 | 0.00 | | 500.00 | 250.00 |
| 12-10 Software Licences | 24,200.00 | 26,200.00 | 19814.20 | | 21,800.00 | 21,800.00 |
| 12-23 Dues | 11,000.00 | 6,500.00 | 5808.77 | | 6,500.00 | 6,500.00 |
| 12-24 Audit Fees | 8,000.00 | 12,050.00 | 12750.00 | | 12,050.00 | 12,050.00 |
| 12-25 Town Report | 4,000.00 | 4,000.00 | 0.00 | | 3,500.00 | 3,500.00 |
| 12-27 Computer Support | 6,000.00 | 7,000.00 | 6210.56 | | 7,500.00 | 7,500.00 |
| 12-34 WEBSITE | 2,500.00 | 2,500.00 | 2205.00 | | 3,500.00 | 3,500.00 |
| 12-35 TAX BILL OUTSOURCING | 2,100.00 | 2,100.00 | 990.40 | | 1,300.00 | 1,300.00 |
| CONTRACT SERVICES | 109,100.00 | 110,300.00 | 90883.80 | | 105,250.00 | 105,000.00 |
| 14-01 Electric | 4,300.00 | 5,860.00 | 5972.73 | | 6,900.00 | 6,900.00 |
| 14-02 Heat | 4,000.00 | 4,000.00 | 2937.33 | | 4,000.00 | 4,000.00 |
| 14-04 Telephone | 6,800.00 | 6,000.00 | 5904.44 | | 6,500.00 | 6,500.00 |
| UTILITIES | 15,100.00 | 15,860.00 | 14814.50 | | 17,400.00 | 17,400.00 |
| 15-03 Town Office | 5,000.00 | 14,500.00 | 12858.03 | | 14,500.00 | 14,500.00 |
| 15-05 Old Town Office | 200.00 | 200.00 | | | 20,000.00 | 20,000.00 |
| BUILDINGS MAINTENANCE | 5,200.00 | 14,700.00 | | | 34,500.00 | 34,500.00 |
| 20-01 General Supplies | 5,500.00 | 6,000.00 | 4994.13 | | 6,250.00 | 6,250.00 |
| 20-02 Postage | 6,000.00 | 5,000.00 | 7256.22 | | 6,000.00 | 6,000.00 |
| 20-21 Flags | 1,300.00 | 1,300.00 | 1297.86 | | 1,300.00 | 1,300.00 |
| 20-24 Water | 525.00 | 500.00 | 357.00 | | 500.00 | 500.00 |
| 20-27 Election Supplies | 750.00 | 750.00 | 218.12 | | 4,800.00 | 4,800.00 |
| SUPPLIES | 14,075.00 | 13,550.00 | 14131.66 | | 18,850.00 | 18,850.00 |

| | | | | | | | |
|------------------------------|---------------------------------------|-----------|------------|----------|--|------------|------------|
| 21-01 Computer | | 2,000.00 | 2,000.00 | 0.00 | | 1,000.00 | 2,000.00 |
| 21-02 Software | | 1,000.00 | 1,000.00 | 0.00 | | 7,000.00 | 7,000.00 |
| 21-04 Office Equipment | | 1,000.00 | 1,000.00 | 0.00 | | 2,000.00 | 2,000.00 |
| | PURCHASES | 4,000.00 | 4,000.00 | 0.00 | | 10,000.00 | 11,000.00 |
| 22-01 Advertising | | 1,000.00 | 2,000.00 | 1,756.29 | | 2,000.00 | 2,000.00 |
| 22-04 Registry of Deeds | | 3,250.00 | 3,250.00 | 3585.00 | | 4,000.00 | 4,000.00 |
| 22-05 Bank Fees | | 150.00 | 150.00 | 0.00 | | 50.00 | 50.00 |
| 22-18 Scholarship | | 3,000.00 | 6,000.00 | 0.00 | | 6,000.00 | 6,000.00 |
| 22-19 Historical Society | | 800.00 | 800.00 | 0.00 | | 1,000.00 | 1,000.00 |
| 22-21 TAN Expense | | 7,000.00 | 0.00 | 0.00 | | 0.00 | 0.00 |
| | ADMINISTRATIVE EXPENSES | 15,200.00 | 12,200.00 | 5341.29 | | 13,050.00 | 12,550.00 |
| 23-01 Auto General Liability | | 28,000.00 | 32,200.00 | 39116.00 | | 35,420.00 | 40,000.00 |
| 23-08 Workers Compensation | | 37,000.00 | 32,000.00 | 32614.00 | | 37,000.00 | 37,000.00 |
| | INSURANCE | 65,000.00 | 64,200.00 | 71730.00 | | 72,420.00 | 77,000.00 |
| 27-00 LEGAL SERVICES | | 20,000.00 | 20,000.00 | 24660.36 | | 25,000.00 | 25,000.00 |
| | LEGAL SERVICES | 20,000.00 | 20,000.00 | 24660.36 | | 25,000.00 | 25,000.00 |
| | Administrative Expense Account | | 254,810.00 | | | 296,470.00 | 301,300.00 |

Dept/Div: 03-005 PLANNING BOARD

| | 2023 | 2024 | 2024 | | 2025 | 2025 |
|------------------------|-----------------------|----------|--------------------|--|-----------|-----------|
| | Budget | Budget | Actual 6/4/2024 | | Selectmen | Committee |
| 20-01 General Supplies | 1,500.00 | 1500.00 | 0.00 | | 500.00 | 500.00 |
| | Planning Board | 1,500.00 | 0.00 | | 500.00 | 500.00 |

Dept/Div: 04-005 APPEALS BOARD

| | 2023 | 2024 | 2024 | | 2025 | 2025 |
|------------------------|----------------------|--------|--------------------|--|-----------|-----------|
| | Selectmen | Budget | Actual 6/4/2024 | | Selectmen | Committee |
| 20-01 General Supplies | 200.00 | 200.00 | 0.00 | | 200.00 | 200.00 |
| | Appeals Board | 200.00 | 0.00 | | 200.00 | 200.00 |

Dept/Div: 05-005 PUBLIC SAFETY / Fire Department

| | 2023 | 2024 | 2024 | | 2025 | 2025 |
|-----------------|--------------|-----------|--------------------|--|------------|------------|
| | Budget | Budget | Actual 6/4/2024 | | Selectmen | Budget |
| 10-17 Fire Dept | 75,000.00 | 100000.00 | 87339.00 | | 106,000.00 | 106,000.00 |
| | COMPENSATION | 75,000.00 | 87339.00 | | 106,000.00 | 106,000.00 |

| | | | | | | |
|----------------|-------------------|----------|---------|--|----------|----------|
| 11-15 Training | 4,500.00 | 6500.00 | 1666.33 | | 6,890.00 | 6,890.00 |
| | EMPLOYEE EXPENSES | 4,500.00 | 1666.33 | | 6,890.00 | 6,890.00 |

| | | | | | | |
|-------------------------|-------------------|-----------|----------|--|-----------|-----------|
| 12-03 Security | 600.00 | 750.00 | 320.00 | | 795.00 | 795.00 |
| 12-11 Dispatch Services | 25,673.00 | 26675.00 | 25672.50 | | 25,822.00 | 25822.00 |
| 12-23 Dues | 700.00 | 700.00 | 875.00 | | 875.00 | 875.00 |
| | CONTRACT SERVICES | 26,973.00 | 26867.50 | | 27,492.00 | 27,492.00 |

| | | | | | | |
|-----------------|-----------|-----------|----------|--|-----------|-----------|
| 14-01 Electric | 7,000.00 | 9000.00 | 5530.92 | | 9,000.00 | 9,000.00 |
| 14-02 Heat | 14,000.00 | 16000.00 | 12825.87 | | 16,000.00 | 16,000.00 |
| 14-04 Telephone | 2,800.00 | 2800.00 | 2242.77 | | 2,968.00 | 2,968.00 |
| | UTILITIES | 23,800.00 | 20599.56 | | 27,968.00 | 27,968.00 |

| | | | | | | | |
|----------------------------|----------|-----------|-----------|--|--|-----------|-----------|
| 20-01 General Supplies | | 2,500.00 | 3,000.00 | | | 3,180.00 | 3,180.00 |
| 20-08 Diesel/Gas | | 7,000.00 | 7,000.00 | | | 7,420.00 | 7,000.00 |
| 20-19 Computer | | 2,000.00 | 2,000.00 | | | 2,000.00 | 2,000.00 |
| 20-28 Supplies Medical | | 3,000.00 | 4,000.00 | | | 4,240.00 | 4,000.00 |
| 20-32 Fire Department Foam | | 1,500.00 | 1,500.00 | | | 1,590.00 | 1,590.00 |
| | SUPPLIES | 16,000.00 | 17,500.00 | | | 18,430.00 | 18,550.00 |

| | | | | | | | |
|-----------------|-------------|-----------|-----------|--|--|-----------|-----------|
| 24-01 Buildings | | 18,000.00 | 38,000.00 | | | 40,280.00 | 40,280.00 |
| 24-05 Radios | | 3,000.00 | 3,000.00 | | | 3,180.00 | 3,180.00 |
| | MAINTENANCE | 21,000.00 | 41,000.00 | | | 43,460.00 | 43,460.00 |

| | | | | | | | |
|-----------------------------|--------------------------------|------------|------------|--|--|------------|------------|
| 26-01 2005 Tank 1 | | 6,000.00 | 6,000.00 | | | 6,360.00 | 6,360.00 |
| 26-02 2004 Engine 1 | | 9,000.00 | 9,000.00 | | | 9,540.00 | 9,540.00 |
| 26-03 2011 Engine 2 | | 9,000.00 | 9,000.00 | | | 9,540.00 | 9,540.00 |
| 26-08 Chev 2007 S1 | | 2,000.00 | 2,000.00 | | | 2,120.00 | 2,120.00 |
| 26-12 2019 ATV Side by Side | | 1,000.00 | 1,000.00 | | | 1,000.00 | 1,000.00 |
| 26-13 2019 Chevy | | 2,000.00 | 2,000.00 | | | 2,120.00 | 2,120.00 |
| 26-15 R-15 | | 0.00 | 5,000.00 | | | 5,300.00 | 5,300.00 |
| 26-16 Other Equipment | | 10,000.00 | 27,000.00 | | | 28,620.00 | 28,620.00 |
| 26-17 Turnout Gear | | 15,000.00 | 15,000.00 | | | 15,900.00 | 15,900.00 |
| 26-18 RESCUE BOAT | | 0.00 | 2,000.00 | | | 2,120.00 | 2,120.00 |
| | FIRE DEPT EQUIPMENT | 54,000.00 | 78,000.00 | | | 82,620.00 | 82,620.00 |
| | FIRE PROTECTION EXPENSE | 221,273.00 | 298,925.00 | | | 312,860.00 | 314,480.00 |

| | | | | | |
|--------------------------------------------------------------|----------------|----------------|--------------------|-----------------|-----------------|
| Dept/Div: 05-015 PUBLIC SAFETY / Emergency Management | 2023 | 2024 | 2024 | 2025 | 2025 |
| | Budget | Budget | Actual 6/4/2024 | Selectmen | Committee |
| 22-08 ADMINISTRATION/SUPPLIES | 2000.00 | 2000.00 | 1393.71 | 2,000.00 | 2,000.00 |
| EMERGENCY MANAGEMENT EXPENSE | 1000.00 | 2000.00 | 1393.71 | 2,000.00 | 2,000.00 |

| | | | | | |
|-------------------------------------------------------|----------------|----------------|--------------------|-----------------|-----------------|
| Dept/Div: 05-020 PUBLIC SAFETY / Street Lights | 2023 | 2024 | 2024 | 2025 | 2025 |
| | Budget | Budget | Actual 6/4/2024 | Selectmen | Committee |
| 14-06 Beacon | 500.00 | 600.00 | 865.11 | 880.00 | 880.00 |
| 14-07 Street Lights | 7000.00 | 6000.00 | 5355.42 | 6,000.00 | 6,000.00 |
| STREET LIGHTS | 7500.00 | 6600.00 | 6220.53 | 6,880.00 | 6,880.00 |

| | | | | | |
|--------------------------------------------------------|----------------|----------------|--------------------|-----------------|-----------------|
| Dept/Div: 05-025 PUBLIC SAFETY / Animal Control | 2023 | 2024 | 2023 | 2025 | 2025 |
| | Budget | Budget | Actual 6/4/2024 | Selectmen | Committee |
| 10-08 Wages | 6400.00 | 6564.00 | 6068.49 | 6,564.00 | 6,564.00 |
| COMPENSATION | 6400.00 | 6564.00 | 6068.49 | 6,564.00 | 6,564.00 |

| | | | | | |
|--------------------------|---------------|---------------|-------------|---------------|---------------|
| 11-12 Mileage | 450.00 | 450.00 | 0.00 | 300.00 | 300.00 |
| EMPLOYEE EXPENSES | 450.00 | 450.00 | 0.00 | 300.00 | 300.00 |

| | | | | | |
|--------------------------|-----------------|-----------------|-----------------|------------------|------------------|
| 12-18 SPCA | 6200.00 | 6300.00 | 5178.30 | 6462.00 | 6,462.00 |
| CONTRACT SERVICES | 6200.00 | 6300.00 | 5178.30 | 6462.00 | 6,462.00 |
| ANIMAL CONTROL | 13050.00 | 13314.00 | 11246.79 | 13,326.00 | 13,326.00 |

Dept/Div: 06-010 PUBLIC WORKS / ROAD MAINTENANCE

| | | 2023 | 2024 | 2024 | 2025 | 2025 |
|------------------------------|--|------------|------------|--------------------|------------|------------|
| | | Budget | Budget | Actual 6/4/2024 | Selectmen | Committee |
| 10-02 Public Works Foreman | | 51,480.00 | 53,540.00 | 43724.46 | 55,120.00 | 55,120.00 |
| 10-05 Public Works Full Time | | 232,648.00 | 249,600.00 | 166156.41 | 228,800.00 | 228,800.00 |
| 10-09 PW PT SEASONAL | | 12,480.00 | 12,480.00 | 5893.25 | 13,000.00 | 13,000.00 |
| 10-16 Overtime | | 34,630.00 | 34,630.00 | 18774.54 | 36,000.00 | 36,000.00 |
| 10-18 Supervisor | | 0.00 | 68640.00 | 27637.50 | 68,640.00 | 68,640.00 |
| COMPENSATION | | 331,238.00 | 418890.00 | 262186.16 | 401,560.00 | 401,560.00 |

| | | | | | | |
|-------------------|--|-----------|-----------|----------|----------|----------|
| 11-05 Uniforms | | 9,300.00 | 9,300.00 | 13146.83 | 3,500.00 | 3,500.00 |
| 11-12 Mileage | | 120.00 | 120.00 | 5.50 | 100.00 | 100.00 |
| 11-13 Testing | | 550.00 | 550.00 | 558.00 | 310.00 | 310.00 |
| 11-15 Training | | 1,000.00 | 1,000.00 | 237.50 | 1,000.00 | 1,000.00 |
| EMPLOYEE EXPENSES | | 10,970.00 | 10,970.00 | 13947.83 | 4,910.00 | 4,910.00 |

| | | | | | | |
|-----------------------|--|-----------|-----------|---------|-----------|-----------|
| 12-05 Cleaning | | 0.00 | 0.00 | 0.00 | 4,300.00 | 4,300.00 |
| 12-14 Sub Contractors | | 0.00 | 0.00 | 0.00 | 20,000.00 | 50,000.00 |
| 12-15 Rental | | 15,000.00 | 15,000.00 | 9585.25 | 15,000.00 | 15,000.00 |
| CONTRACT SERVICES | | 15,000.00 | 15,000.00 | 9585.25 | 39,300.00 | 69,300.00 |

| | | | | | | |
|-----------------|--|-----------|-----------|----------|-----------|-----------|
| 14-01 Electric | | 5,510.00 | 9,000.00 | 6768.46 | 9,000.00 | 9,000.00 |
| 14-02 Heat | | 20,000.00 | 20,000.00 | 10475.13 | 15,000.00 | 15,000.00 |
| 14-04 Telephone | | 4,400.00 | 4,600.00 | 4054.57 | 4,600.00 | 4,600.00 |
| UTILITIES | | 29,910.00 | 33,600.00 | 21298.16 | 28,600.00 | 28,600.00 |

| | | | | | | |
|-----------------------|--|----------|-----------|----------|----------|----------|
| 15-01 Garage | | 5,000.00 | 42,000.00 | 44216.44 | 6,500.00 | 4,700.00 |
| 15-06 Salt Shed | | 0.00 | 500.00 | 0.00 | 500.00 | 0.00 |
| BUILDINGS MAINTENANCE | | 5,000.00 | 42,500.00 | 44216.44 | 7,000.00 | 4,700.00 |

| | | | | | | |
|------------------------|--|------------|------------|-----------|------------|------------|
| 20-01 General Supplies | | 15,000.00 | 10,250.00 | 10718.24 | 10,250.00 | 10,250.00 |
| 20-06 Cold Patch | | 5,000.00 | 5,000.00 | 5827.42 | 5,000.00 | 5,000.00 |
| 20-07 Culverts | | 21,000.00 | 25,000.00 | 26360.95 | 13,000.00 | 13,000.00 |
| 20-08 Diesel/Gas | | 50,000.00 | 65,000.00 | 39594.40 | 65,000.00 | 65,000.00 |
| 20-09 Gravel | | 50,000.00 | 57,500.00 | 30866.66 | 57,500.00 | 57,500.00 |
| 20-13 Signs | | 4,500.00 | 5,000.00 | 2009.40 | 5,000.00 | 5,000.00 |
| 20-14 Plow Supplies | | 15,000.00 | 17,500.00 | 16774.76 | 20,000.00 | 20,000.00 |
| 20-18 Welding Supplies | | 1,600.00 | 1,600.00 | 560.72 | 1,600.00 | 1,600.00 |
| 20-23 Safety Material | | 0.00 | 0.00 | 0.00 | 3,000.00 | 5,000.00 |
| 20-24 Water | | - | 700.00 | 0.00 | 700.00 | 700.00 |
| 20-26 TOOLS | | 0.00 | 0.00 | 0.00 | 7,500.00 | 7,500.00 |
| SUPPLIES | | 162,100.00 | 187,550.00 | 132712.55 | 188,550.00 | 190,550.00 |

| | | | | | | |
|------------------------------|--|-----------|----------|---------|-----------|-----------|
| 21-05 Public Works Equipment | | 12,800.00 | 9,500.00 | 7872.32 | 12,000.00 | 12,000.00 |
| PURCHASES | | 12,800.00 | 9,500.00 | 7872.32 | 12,000.00 | 12,000.00 |

| | | | | | | |
|--------------|--|---|----------|--------|--------|--------|
| 24-05 Radios | | - | 2,500.00 | 339.30 | 500.00 | 500.00 |
| MAINTENANCE | | - | 2,500.00 | 339.30 | 500.00 | 500.00 |

| | | | | | | | |
|-----------------------------------------|--|-------------------|-------------------|------------------|--|-------------------|-------------------|
| 25-01 2011 International Truck | | 25,000.00 | 15,000.00 | 3665.26 | | 0.00 | 0.00 |
| 25-02 2020 Freightliner | | 5,000.00 | 5,000.00 | 4728.53 | | 5,000.00 | 5,000.00 |
| 25-04 2006 International Truck | | 30,000.00 | 6,000.00 | 4348.89 | | 0.00 | 0.00 |
| 25-05 2007 Loader | | 50,000.00 | 4,000.00 | 2934.64 | | 4,000.00 | 4,000.00 |
| 25-06 2013 Loader | | 0.00 | 10,000.00 | 29.86 | | 10,000.00 | 10,000.00 |
| 25-07 2005 Grader | | 16,000.00 | 14,000.00 | 1636.13 | | 7,000.00 | 7,000.00 |
| 25-09 Other Equipment | | 5,000.00 | 5,000.00 | 1603.08 | | 5,000.00 | 5,000.00 |
| 25-10 Mowers-John Deere & Cub Cadet | | 500.00 | 1,000.00 | 184.20 | | 400.00 | 400.00 |
| 25-11 2015 Backhoe | | 1,000.00 | 1,200.00 | 15.35 | | 1,200.00 | 1,200.00 |
| 25-12 Excavator | | 15,000.00 | 12,500.00 | 7126.64 | | 0.00 | 0.00 |
| 25-13 2015 Ford F550 | | 7,500.00 | 13,000.00 | 4741.49 | | 13,000.00 | 13,000.00 |
| 25-15 2019 Freightliner | | 4,000.00 | 6,000.00 | 4129.78 | | 6,000.00 | 6,000.00 |
| 25-16 2015 Freightliner | | 9,500.00 | 11,000.00 | 26262.99 | | 11,000.00 | 11,000.00 |
| 25-17 2011 GMC Sierra | | 4,000.00 | 0.00 | 912.41 | | 0.00 | 0.00 |
| 25-18 2015 FREIGHTLINER GOLD | | 5,000.00 | 5,000.00 | 10758.90 | | 5,000.00 | 5,000.00 |
| 25-19 2006 INTERNATIONAL GREEN | | 5,000.00 | 5,000.00 | 3477.82 | | 5,000.00 | 5,000.00 |
| 25-20 CHEV SILVERADO 1/2 TON | | 0.00 | 0.00 | 0.00 | | 5,000.00 | 5,000.00 |
| 25-21 2025 FREIGHTLINER | | 0.00 | 0.00 | 0.00 | | 5,000.00 | 5,000.00 |
| PUBLIC WORKS EQUIPMENT | | 182,500.00 | 113,700.00 | 76555.97 | | 77,600.00 | 82,600.00 |
| PUBLIC WORKS MAINTENANCE EXPENSE | | 749,518.00 | 765,570.00 | 568713.98 | | 765,020.00 | 794,720.00 |

| | | | | | |
|-----------------------------------------------------|------------|----------------|--------------------|-----------|-----------|
| Dept/Div: 06-015 PUBLIC WORKS / SUMMER ROADS | 2023 | 2024 | 2024 | 2025 | 2025 |
| | Budget | Budget | Actual 6/4/2024 | Selectmen | Committee |
| 12-08 Paving transferred to reserve acct | 250,000.00 | see paving res | | | |
| 12-09 Tree Removal | 20,000.00 | 20,000.00 | 18512.46 | 20,000.00 | 20,000.00 |
| 12-13 BEAVER REMOVAL | 1,500.00 | 1,500.00 | 577.73 | 1,500.00 | 1,500.00 |
| 12-19 Mowing | 5,000.00 | 5,000.00 | 5923.87 | 6,200.00 | 6,200.00 |
| SUMMER ROADS | 276,500.00 | 26,500.00 | 25014.06 | 27,700.00 | 27,700.00 |

| | | | | | |
|----------------------------|-----------------|------------------|-----------------|------------------|------------------|
| 20-10 Dirt Roads | 76,000.00 | 83,600.00 | 24108.63 | 40,000.00 | 40,000.00 |
| DIRT ROADS SUPPLIES | 76000.00 | 83,600.00 | 24108.63 | 40,000.00 | 40,000.00 |

| | | | | | |
|-----------------------------------------------------|------------------|------------------|--------------------|------------------|------------------|
| Dept/Div: 06-020 PUBLIC WORKS / WINTER ROADS | 2023 | 2024 | 2024 | 2025 | 2025 |
| | Budget | Budget | Actual 6/4/2024 | Selectmen | Committee |
| 20-11 Sand | 11,000.00 | 30,000.00 | 36827.10 | 20,000.00 | 20,000.00 |
| 20-12 Salt | 68,500.00 | 69,000.00 | 45740.18 | 69,000.00 | 69,000.00 |
| WINTER ROADS | 79,500.00 | 99,000.00 | 82567.28 | 89,000.00 | 89,000.00 |

| | | | | | |
|------------------------------------------|-----------|-----------|--------------------|-----------|-----------|
| Dept/Div: 07-002 TRANSFER STATION | 2023 | 2024 | 2024 | 2025 | 2025 |
| | Budget | Budget | Actual 6/4/2024 | Selectmen | Committee |
| 10-08 Wages | 58,100.00 | 65,000.00 | 60605.41 | 74,115.00 | 74,115.00 |
| COMPENSATION | 58,100.00 | 65,000.00 | 60605.41 | 74,115.00 | 74,115.00 |

| | | | | | |
|------------------------|------------|------------|-----------|------------|------------|
| 12-12 Construction | 100.00 | 100.00 | 0.00 | 0.00 | 0.00 |
| 12-15 Rental | 2,800.00 | 3,500.00 | 4000.00 | 5,000.00 | 5,000.00 |
| 12-20 Hauling Fees | 32,000.00 | 35,000.00 | 25085.28 | 35,000.00 | 35,000.00 |
| 12-21 Tipping Fees | 150,000.00 | 160,000.00 | 100183.77 | 150,000.00 | 150,000.00 |
| 12-22 Landfill Closure | 600.00 | 600.00 | 0.00 | 600.00 | 600.00 |
| 12-31 Tire Removal | 1,200.00 | 1,200.00 | 1664.00 | 1,700.00 | 1,700.00 |
| 12-32 CHIPPING | 0.00 | 0.00 | 0.00 | 3,800.00 | 3,800.00 |
| CONTRACT SERVICES | 186,700.00 | 200,400.00 | 130933.05 | 196,100.00 | 196,100.00 |

| | | | | | | | |
|-----------------|-----------|----------|----------|---------|--|----------|----------|
| 14-01 Electric | | 4,000.00 | 4,000.00 | 3444.91 | | 4,000.00 | 4,000.00 |
| 14-04 Telephone | | 650.00 | 650.00 | 596.47 | | 650.00 | 650.00 |
| | UTILITIES | 4,650.00 | 4,650.00 | 4041.38 | | 4,650.00 | 4,650.00 |

| | | | | | | | |
|------------------------|----------|----------|----------|---------|--|----------|----------|
| 20-01 General Supplies | | 3,200.00 | 3,000.00 | 2718.04 | | 2,000.00 | 2,000.00 |
| 20-03 Miscellaneous | | 500.00 | 500.00 | 441.09 | | 1,100.00 | 1,100.00 |
| 20-24 Water | | 0.00 | 0.00 | 0.00 | | 240.00 | 240.00 |
| | SUPPLIES | 3,700.00 | 3,500.00 | 3159.13 | | 3,340.00 | 3,340.00 |

| | | | | | | | |
|-----------------|-------------------------------------|------------|------------|-----------|--|------------|------------|
| 24-01 Buildings | | 500.00 | 4,370.00 | 1507.99 | | 4,360.00 | 4,360.00 |
| 24-02 Equipment | | 6,000.00 | 4,000.00 | 4397.40 | | 3,000.00 | 3,000.00 |
| | MAINTENANCE | 6,500.00 | 8,370.00 | 5905.39 | | 7,360.00 | 7,360.00 |
| | TRANSFER STATION OPERATIONAL | 259,650.00 | 281,920.00 | 204644.36 | | 285,565.00 | 285,565.00 |

| | | | | | | | |
|---------------------------------------------|-------------------|----------|--------|--------------------|--|-----------|-----------|
| Dept/Div: 08-001 CEMETERY / Cemetery | | 2023 | 2024 | 2024 | | 2025 | 2025 |
| | | Budget | Budget | Actual 6/4/2024 | | Selectmen | Committee |
| 12-29 Repair | | 5,000.00 | 0.00 | 5000.00 | | 5,000.0 | 5,000.00 |
| | CONTRACT SERVICES | 5,000.00 | 0.00 | 5000.00 | | 5,000.00 | 5,000.00 |

| | | | | | | | |
|-------------|------------------------------|----------|----------|---------|--|----------|----------|
| 20-21 Flags | | 1,200.00 | 1,200.00 | 1194.44 | | 1,300.00 | 1,300.00 |
| | SUPPLIES | 1,200.00 | 1,200.00 | 1194.44 | | 1,300.00 | 1,300.00 |
| | CEMETERY CARE EXPENSE | 6,200.00 | 1,200.00 | 6194.44 | | 6,300.00 | 6,300.00 |

| | | | | | | | |
|--------------------------------------------|-------------------------------------|--------|----------|--------------------|--|-----------|-----------|
| Dept/Div: 09-005 COMPREHENSIVE PLAN | | 2023 | 2024 | 2024 | | 2025 | 2025 |
| | | Budget | Budget | Actual 6/4/2024 | | Selectmen | Committee |
| 20-01 General Supplies | | 0.00 | 2,000.00 | 0.00 | | 2,000.00 | 2,000.00 |
| | SUPPLIES | 0.00 | 2,000.00 | 0.00 | | 2,000.00 | 2,000.00 |
| | COMPREHENSIVE PLAN COMMITTEE | 0.00 | 2,000.00 | 0.00 | | 2,000.00 | 2,000.00 |

| | | | | | | | |
|--------------------------------------------|-----------|-----------|----------|--------------------|--|-----------|-----------|
| Dept/Div: 10-001 GENERAL ASSISTANCE | | 2023 | 2024 | 2024 | | 2025 | 2025 |
| | | Budget | Budget | Actual 6/4/2024 | | Selectmen | Committee |
| 14-01 GA Electric | | 1,000.00 | 1,000.00 | 1000.00 | | 2,000.00 | 2,000.00 |
| 14-02 GA Heat | | 10,000.00 | 5,000.00 | 479.90 | | 3,000.00 | 3,000.00 |
| | UTILITIES | 11,000.00 | 6,000.00 | 1479.90 | | 5,000.00 | 5,000.00 |

| | | | | | | | |
|------------------------|---------------------------|-----------|----------|---------|--|----------|----------|
| 22-25 GA RENT | | 1,000.00 | 2,000.00 | 2276.00 | | 3,000.00 | 3,000.00 |
| 22-26 GA FOOD | | 400.00 | 400.00 | 78.00 | | 400.00 | 400.00 |
| 22-27 GA MISCELLANEOUS | | 500.00 | 500.00 | 1025.00 | | 1,025.00 | 1,025.00 |
| | ADMIN EXPENSES | 1,900.00 | 2,900.00 | 3379.00 | | 4,425.00 | 4,425.00 |
| | GENERAL ASSISTANCE | 12,900.00 | 8,900.00 | 4858.90 | | 9,425.00 | 9,425.00 |

Dept/Div: 12-002 CHARITIES / DONATIONS

| | | 2023 | 2024 | 2024 | | 2025 | 2025 |
|------------------------------|--|------------------|-----------------|--------------------|--|------------------|------------------|
| | | Budget | Budget | Actual 6/4/2024 | | Selectmen | Committee |
| 29-03 COMMUNITY CONCEPTS | | 300.00 | 450.00 | 450.00 | | 450.00 | 450.00 |
| 29-04 RCAM | | 6,000.00 | 6,000.00 | 6000.00 | | 6,000.00 | 6,000.00 |
| 29-05 SEXUAL ASSAULT | | 250.00 | 250.00 | 250.00 | | 250.00 | 250.00 |
| 29-08 SENIOR PLUS | | 1,000.00 | 1,500.00 | 1500.00 | | 1,500.00 | 1,500.00 |
| 29-09 RED CROSS | | 250.00 | 250.00 | 250.00 | | 250.00 | 250.00 |
| 29-10 SAFE VOICES | | 250.00 | 500.00 | 500.00 | | 500.00 | 500.00 |
| 29-11 ANDRO HOME HEALTH CARE | | 5,000.00 | 2,000.00 | 2000.00 | | 2,000.00 | 2,000.00 |
| COMMUNITY SERVICES | | 13,050.00 | 10,950.00 | 10950.00 | | 10,950.00 | 10,950.00 |
| CHARITIES/DONATIONS | | 13,050.00 | 10950.00 | 10950.00 | | 10,950.00 | 10,950.00 |

Dept/Div: 14-003 CONSERVATION COMMISSION

| | | 2023 | 2024 | 2024 | | 2025 | 2025 |
|--------------------------------|--|-----------------|-----------------|--------------------|--|-----------------|-----------------|
| | | Budget | Budget | Actual 6/4/2024 | | Selectmen | Committee |
| 20-01 General Supplies | | 100.00 | 100.00 | 29.53 | | 100.00 | 100.00 |
| SUPPLIES | | 100.00 | 100.00 | 29.53 | | 100.00 | 100.00 |
| 22-18 Scholarship | | 1,400.00 | 0.00 | 0.00 | | 0.00 | 0.00 |
| ADMINISTRATIVE EXPENSES | | 1,400.00 | 0.00 | 0.00 | | 0.00 | 0.00 |
| 24-08 Hooper Pond | | 100.00 | 100.00 | 0.00 | | 100.00 | 100.00 |
| 24-16 Recreation Park | | 0.00 | 2,500.00 | 0.00 | | 1,600.00 | 1,600.00 |
| MAINTENANCE | | 100.00 | 2,600.00 | 29.53 | | 1,700.00 | 1,700.00 |
| CONSERVATION COMMISSION | | 1,600.00 | 2,700.00 | 29.53 | | 1,800.00 | 1,800.00 |

Dept/Div: 15-002 PARKS AND RECREATION

| | | 2023 | 2024 | 2024 | | 2025 | 2025 |
|-----------------------------|--|-----------------|-----------------|--------------------|--|-----------------|-----------------|
| | | Budget | Budget | Actual 6/4/2024 | | Selectmen | Committee |
| 15-09 Parks/Rec | | 375.00 | 350.00 | 0.00 | | 350.00 | 350.00 |
| BUILDINGS MAINTENANCE | | 375.00 | 350.00 | 0.00 | | 350.00 | 350.00 |
| 20-01 General Supplies | | 100.00 | 100.00 | 0.00 | | 100.00 | 100.00 |
| SUPPLIES | | 100.00 | 100.00 | 0.00 | | 100.00 | 100.00 |
| 24-01 Buildings | | 750.00 | 750.00 | 1183.29 | | 750.00 | 750.00 |
| 24-07 Murch Field | | 700.00 | 500.00 | 790.00 | | 500.00 | 500.00 |
| 24-10 Mission Field | | 700.00 | 500.00 | 790.00 | | 500.00 | 500.00 |
| 24-11 Pavillion | | 100.00 | 100.00 | 0.00 | | 100.00 | 100.00 |
| 24-16 Recreation Park | | 7,200.00 | 5,000.00 | 1030.00 | | 5,000.00 | 5,000.00 |
| MAINTENANCE | | 9,450.00 | 6,850.00 | 3793.29 | | 6,850.00 | 6,850.00 |
| PARKS AND RECREATION | | 9,925.00 | 7,300.00 | 3793.29 | | 7,300.00 | 7,300.00 |

Dept/Div: 18-001 LIBRARY

| | | 2023 | 2024 | 2024 | | 2025 | 2025 |
|-------------------------|--|-----------|-----------|--------------------|--|-----------|-----------|
| | | Budget | Budget | Actual 6/4/2024 | | Selectmen | Committee |
| 10-10 LIBRARIAN | | 28,690.00 | 28,645.00 | 26001.26 | | 31,323.00 | 31,323.00 |
| 10-11 LIBRARY ASSISTANT | | 9,724.00 | 14,174.00 | 12966.26 | | 12,931.00 | 12,931.00 |
| 10-12 Custodian | | 1,655.00 | 1,790.00 | 1660.76 | | 1,879.00 | 1,879.00 |
| COMPENSATION | | 40,069.00 | 44,609.00 | 40628.28 | | 46,133.00 | 46,133.00 |

| | | | | | | | |
|---------------------|--|----------|----------|---------|--|----------|----------|
| 11-09 FICA Medicare | | 3,042.00 | 3,413.00 | 3110.03 | | 3,529.00 | 3,529.00 |
| 11-20 Education | | 100.00 | 250.00 | 235.00 | | 200.00 | 200.00 |
| EMPLOYEE EXPENSES | | 3,142.00 | 3,663.00 | 3345.03 | | 3,729.00 | 3,729.00 |

| | | | | | | | |
|-------------------------|--|----------|----------|---------|--|----------|----------|
| 12-03 Security | | 240.00 | 240.00 | 576.99 | | 240.00 | 240.00 |
| 12-10 Software Licences | | 1,050.00 | 1,050.00 | 700.00 | | 1,050.00 | 1,050.00 |
| 12-19 Mowing | | 1,000.00 | 1,000.00 | 975.00 | | 1,000.00 | 1,000.00 |
| 12-23 Dues | | 130.00 | 130.00 | 0.00 | | 130.00 | 130.00 |
| 12-24 Audit Fees | | 800.00 | 800.00 | 0.00 | | 0.00 | 0.00 |
| 12-34 WEBSITE | | 200.00 | 350.00 | 14.95 | | 350.00 | 350.00 |
| 12-36 SHOVELING/PLOWING | | 1,300.00 | 1,500.00 | 1213.50 | | 1,300.00 | 1,300.00 |
| 12-37 FIRE EXTINGUISHER | | 155.00 | 155.00 | 110.75 | | 155.00 | 155.00 |
| 12-38 MDOT SIGN | | 60.00 | 60.00 | 60.00 | | 60.00 | 60.00 |
| CONTRACT SERVICES | | 4,935.00 | 5,285.00 | 3651.19 | | 4,285.00 | 4,285.00 |

| | | | | | | | |
|-----------------|--|----------|----------|---------|--|----------|----------|
| 14-01 Electric | | 1,700.00 | 2,200.00 | 2405.14 | | 2,600.00 | 2,600.00 |
| 14-02 Heat | | 2,500.00 | 3,500.00 | 3043.46 | | 3,500.00 | 3,500.00 |
| 14-04 Telephone | | 700.00 | 700.00 | 504.45 | | 700.00 | 700.00 |
| UTILITIES | | 4,900.00 | 6,400.00 | 5953.05 | | 6,800.00 | 6,800.00 |

| | | | | | | | |
|-----------------------|--|----------|----------|---------|--|----------|----------|
| 15-39 LIBRARY REPAIR | | 3,200.00 | 3,200.00 | 3430.00 | | 3,200.00 | 3,200.00 |
| BUILDINGS MAINTENANCE | | 3,200.00 | 3,200.00 | 3430.00 | | 3,200.00 | 3,200.00 |

| | | | | | | | |
|------------------------------|--|----------|----------|---------|--|----------|----------|
| 20-01 General Supplies | | 750.00 | 1,000.00 | 1466.62 | | 800.00 | 800.00 |
| 20-02 Postage | | 300.00 | 350.00 | 218.94 | | 350.00 | 350.00 |
| 20-03 Miscellaneous | | 100.00 | 100.00 | 136.20 | | 100.00 | 100.00 |
| 20-05 TECHNOLOGY | | 350.00 | 400.00 | 534.45 | | 400.00 | 400.00 |
| 20-22 Cleaning | | 550.00 | 550.00 | 235.77 | | 450.00 | 450.00 |
| 20-41 SUMMER READING PROGRAM | | 500.00 | 500.00 | 307.00 | | 400.00 | 400.00 |
| 20-42 EQUIPMENT SUPPLIES | | 1,500.00 | 1,500.00 | 1032.36 | | 1,500.00 | 1,500.00 |
| SUPPLIES | | 4,050.00 | 4,400.00 | 3931.34 | | 4,000.00 | 4,000.00 |

| | | | | | | | |
|---------------------------------|--|-----------|-----------|----------|--|-----------|-----------|
| 30-10 LIBRARY MATERIALS | | 8,000.00 | 7,000.00 | 4846.23 | | 7,000.00 | 7,000.00 |
| 30-11 LIBRARY EBOOKS | | 650.00 | 700.00 | 0.00 | | 700.00 | 700.00 |
| 30-12 INTER-LIBRARY VAN SERVICE | | 500.00 | 500.00 | 0.00 | | 0.00 | 0.00 |
| LIBRARY | | 9,150.00 | 8,200.00 | 4846.23 | | 7,700.00 | 7,700.00 |
| LIBRARY TOTALS | | 69,446.00 | 75,757.00 | 65785.12 | | 75,847.00 | 75,847.00 |

| | | | | | | |
|--------------------------------------|------------|------------|--------------------|--|------------|------------|
| Dept/Div: 21-003 DEBT SERVICE | 2023 | 2024 | 2024 | | 2025 | 2025 |
| | Budget | Budget | Actual 6/4/2024 | | Selectmen | Committee |
| 35-03 2020 FREIGHTLINER | 25,569.00 | 25,569.00 | 25568.79 | | 0.00 | 0.00 |
| 35-04 FRONT END LOADER | 17,716.00 | 17,716.00 | 17716.30 | | 17,717.00 | 17,717.00 |
| 35-05 EXCAVATOR | 17,716.00 | 17,716.00 | 17716.30 | | 17,717.00 | 17,717.00 |
| 35-06 PW GARAGE/ROADS | 404,464.00 | 393,604.00 | 392037.00 | | 383,300.00 | 383,300.00 |
| DEBT SERVICE | 498,040.00 | 454,605.00 | 453038.39 | | 418,734.00 | 418,734.00 |

| Dept/Div: 22-001 CAPITAL IMPROVEMENTS | | 2023 | 2024 | 2024 | | 2025 | 2025 |
|---------------------------------------|--|-------------------|-------------------|--------------------|--|-------------------|-------------------|
| | | Budget | Budget | Actual 6/4/2024 | | Selectmen | Committee |
| 32-03 Capital Reserve Fund | | 50,000.00 | 50,000.00 | 25000.00 | | 25,000.00 | 25,000.00 |
| 32-04 Capital Reserve Fire Truck | | 75,000.00 | 115,000.00 | 115000.00 | | 115,000.00 | 115,000.00 |
| 32-05 CAPITAL RESERVE PW EQUIP | | 75,000.00 | 159,725.00 | 159725.00 | | 75,000.00 | 75,000.00 |
| 32-06 CAPITAL RESERVE TS EQUIPMENT | | 20,000.00 | 20,000.00 | 20000.00 | | 20,000.00 | 20,000.00 |
| 32-08 MAIN STREET BRIDGE | | 150,000.00 | 0.00 | 0.00 | | | |
| 32-13 CAPITAL RES PARKS & REC | | 5,000.00 | 5,000.00 | 0.00 | | 0.00 | 0.00 |
| CAPITAL IMPROVEMENTS | | 375,000.00 | 349,725.00 | 319725.00 | | 235,000.00 | 235,000.00 |

| Dept/Div: 39-001 PAVING RESERVE | | 2023 | 2024 | 2024 | | 2025 | 2025 |
|---------------------------------|--|-------------------|-------------------|--------------------|--|-------------------|-------------------|
| | | Budget | Budget | Actual 6/4/2024 | | Selectmen | Committee |
| 99-99 EXPENSE | | 250,000.00 | 527,515.00 | 527515.00 | | 400,000.00 | 400,000.00 |
| PAVING EXPENSE | | 250,000.00 | 527,515.00 | 527515.00 | | 400,000.00 | 400,000.00 |

| Dept/Div: 23-001 INTERGOVERNMENTAL | | 2023 | 2024 | 2024 | | 2025 | 2025 |
|-------------------------------------|--|---------------------|-------------------|--------------------|--|---------------------|---------------------|
| | | Budget | Budget | Actual 6/4/2024 | | Selectmen | Committee |
| 33-01 Schools | | 4,451,242.00 | 5088587.00 | 4664539.00 | | 5,120,477.00 | 5,120,477.00 |
| 33-02 Androscoggin County Tax | | 510,318.00 | 521,322.00 | 521322.00 | | 600,023.00 | 600,023.00 |
| 33-04 Overlay | | 77,819.00 | 43001.67 | 5109.13 | | | |
| 33-05 Sabattus Lake Dam Association | | 3,000.00 | 3,000.00 | 3000.00 | | 3,000.00 | 3,000.00 |
| INTERGOVERNMENTAL | | 5,042,379.00 | 5655910.67 | 5193970.13 | | 5,723,500.00 | 5,723,500.00 |

REVENUE

| | | 2023 | 2024 | 2024 | | 2025 | 2024 |
|---|-----------------------------------|---------------------|---------------------|--------------------------|--|---------------------|---------------------|
| | | Budget | Budget | Actual as of 6/4/2024 | | Selectmen | Committee |
| * | 005 AUTO EXCISE | 900,000.00 | 900,000.00 | 967,560.04 | | 904,200.00 | 904,200.00 |
| * | 006 BOAT EXCISE | 6,200.00 | 4,200.00 | 5,690.10 | | 6,000.00 | 6,000.00 |
| | 007 AGENT FEE | 24,300.00 | 25,600.00 | 24,813.25 | | 24,300.00 | 24,300.00 |
| | 012 VITAL AGEN FEES | 2,200.00 | 2,200.00 | 2,887.40 | | 2,200.00 | 2,200.00 |
| | 017 LIQUOR LICENSES | 20.00 | 40.00 | 10.00 | | 10.00 | 10.00 |
| | 018 VITULAR LICENSES | 0.00 | 10.00 | 0.00 | | 0.00 | 0.00 |
| | 021 NSF FEES | 100.00 | 100.00 | 100.00 | | 100.00 | 100.00 |
| | 022 COPIER FEES | 100.00 | 0.00 | 0.00 | | 0.00 | 0.00 |
| * | 023 TAX INTEREST | 21,500.00 | 24,500.00 | 13,326.14 | | 24,000.00 | 24,000.00 |
| * | 025 LIEN COST | 3,200.00 | 3,300.00 | 5,296.91 | | 4,200.00 | 4,200.00 |
| * | 026 REVENUE SHARING | 669,763.00 | 743,536.00 | 697,384.52 | | 627,081.00 | 627,081.00 |
| * | 027 HOMESTEAD REIMBURSEMENT | 320,498.00 | 393,504.00 | 258,522.00 | | 250,000.00 | 250,000.00 |
| * | 028 VETERAN REIMBURSEMENT | 3,000.00 | 3,000.00 | 0.00 | | 3,000.00 | 3,000.00 |
| * | 029 TREE GROWTH REIMBURSEMENT | 5,250.00 | 5,500.00 | 6,911.82 | | 7,000.00 | 7,000.00 |
| * | 030 BETE REIMBURSEMENT | 2,712.00 | 4,000.00 | 3,767.00 | | 3,751.00 | 3,751.00 |
| | 031 FAX SERVICES | 100.00 | 0.00 | 17.80 | | 20.00 | 20.00 |
| | 032 NOTARY SERVICES | 20.00 | 0.00 | 0.00 | | 0.00 | 0.00 |
| | 033 INSURANCE REIMBURSEMENT | 2,000.00 | 4,600.00 | 2,184.10 | | 2,000.00 | 2,000.00 |
| | 136 BANK INTEREST | 5,250.00 | 9,500.00 | 152,288.37 | | 15,000.00 | 15,000.00 |
| | GENERAL GOVT REVENUE | 1,966,213.00 | 2,123,590.00 | | | 1,872,862.00 | 1,872,862.00 |
| | Dept: 03 PLANNING BOARD | 0.00 | 0.00 | | | 0.00 | 0.00 |
| | Dept: 05 PUBLIC SAFETY | | | | | | |
| | 101 FIRE DEPT PERMITS | 0.00 | 0.00 | 100.00 | | 0.00 | 0.00 |
| | 105 ACO LATE FEES | 300.00 | 0.00 | 350.00 | | 350.00 | 350.00 |
| | PUBLIC SAFETY REVENUE | 300.00 | 0.00 | 450.00 | | 350.00 | 350.00 |
| | Dept: 06 PUBLIC WORKS | | | | | | |
| | 101 CULVERT REIMBURSEMENT | 1,000.00 | 0.00 | 665.00 | | 500.00 | 500.00 |
| * | 106 LOCAL ROAD ASSISTANCE | 69,000.00 | 69,600.00 | 80,236.00 | | 80,000.00 | 80,000.00 |
| | PUBLIC WORKS REVENUE | 70,000.00 | 69,600.00 | 80,901.00 | | 80,500.00 | 80,500.00 |
| | Dept: 07 TRANSFER STATION | | | | | | |
| | 001 TIRES | 500.00 | 1,200.00 | 1,135.00 | | 1,500.00 | 1,500.00 |
| | 002 PUNCH CARDS | 2,500.00 | 0.00 | 1,787.00 | | 0.00 | 0.00 |
| | 003 RECYCLING | 20,000.00 | 20,000.00 | 21,647.63 | | 20,000.00 | 20,000.00 |
| | 004 MISCELLANEOUS | 200.00 | 4,000.00 | 6,257.00 | | 5,000.00 | 5,000.00 |
| * | TRANSFER STATION REVENUE | 23,200.00 | 25,200.00 | | | 26,500.00 | 26,500.00 |
| | Dept: 10 GENERAL ASSISTANCE | | | | | | |
| | 001 GA REIMBURSEMENTS | 200.00 | 0.00 | 4,006.99 | | 4,000.00 | 4,000.00 |
| | GENERAL ASSISTANCE REVENUE | 200.00 | 0.00 | | | 4,000.00 | 4,000.00 |
| | OTHER INCOME MSAD#52 | 0.00 | 100,020.00 | | | | |
| | Revenue Totals: | 2,059,913.00 | 2,318,410.00 | | | 1,984,212.00 | 1,984,212.00 |

Real Estate Collections Unpaid Taxes

| Tax Year: 2019 | | Amount Due | Name | Amount Due |
|----------------|------------------------------------------|--------------------|--------------------------------------------|---------------------|
| | Name | | WOODMAN, ALICE J. F. | |
| ** | JOHNSON, HELENA A | \$ 2,288.98 | WOODMAN, BRUCE E | \$ 861.12 |
| | | | Total 2021 | \$ 33,265.18 |
| Tax Year: 2020 | | Amount Due | Tax Year 2022 | |
| | Name | Amount Due | ALLARD, DANIEL P | \$ 1,491.21 |
| ** | BOUEGEOIS, DERRICK | \$ 154.44 | ** BERGERON, WILLIAM JR | \$ 186.11 |
| ** | DUBE, MICHAEL C | \$ 1,116.73 | CAMPBELL, JASON | \$ 607.81 |
| | JACKSON, DANIEL | \$ 1,032.12 | ** BISSON, TOBY L BISSON, AN- GELA K | \$ 904.70 |
| | JOHNSON, HELEN A | \$ 2,766.77 | ** BLACKWOOD, ELISABETH | \$ 123.05 |
| ** | MERRILL, DEBRA A | \$ 2,486.50 | ** BROUSSEAU, DANA R | \$ 1,466.16 |
| ** | PERKINS, ROBERT | \$ 402.98 | CLARK, NEAL A | \$ 677.52 |
| ** | ROY, TIMOTHY A | \$ 1,127.46 | CONSALVO, ANGELA A | \$ 243.19 |
| | Total 2020 | \$ 9,087.00 | ** COUTURE, RYAN | \$ 1,230.16 |
| | | | ** COUTURE, RYAN | \$ 722.16 |
| Tax Year 2021 | | | ** DUBE, MICHAEL C | \$ 623.75 |
| ** | ALLARD, DANIEL P | \$ 1,491.21 | ** DUNNE, MARGARET | \$ 985.25 |
| * | BISSON, TOBY L BISSON, ANGE- LA K | \$ 607.81 | ETHRIDGE, SANDRA J | \$ 338.09 |
| ** | BOUEGEOIS, DERRICK | \$ 123.05 | ETHRIDGE, WILLIS R | \$ 97.53 |
| ** | BROUSSEAU, DANA R | \$ 1,466.16 | ** ETHRIDGE, SANDRA J | \$ 670.69 |
| | CLARK, NEAL A | \$ 677.52 | ** FREEWAY INVESTMENTS C/O T&M MORTGAGE | \$ 329.00 |
| ** | DUBE, MICHAEL C | \$ 623.75 | GRIMMEL, RODNEY | \$ 1,582.33 |
| | ETHRIDGE, SANDRA J | \$ 338.09 | * HARRIS, ALBERT ROSS JR | \$ 539.47 |
| | ETHRIDGE, WILLIS R ETHRIDGE, SANDRA J | \$ 97.53 | * HEBERT, CASSANDRA | \$ 1,391.44 |
| ** | GRIMMEL, RODNEY | \$ 1,582.33 | HOWES, CRYSTAL M | \$ 1,615.59 |
| ** | HARRIS, ALBERT ROSS JR | \$ 539.47 | IANNOTTI, MICHAEL IANNOT- TI, JOLENE | \$ 1,344.05 |
| | HOWES, CRYSTAL M | \$ 1,615.59 | JACKSON, DANIEL | \$ 573.18 |
| ** | IANNOTTI, MICHAEL IANNOTTI, JOLENE | \$ 1,344.05 | JOHNSON, HELEN A HEBERT, SALLY A | \$ 1,481.92 |
| | JACKSON, DANIEL | \$ 573.18 | LACROIX-SANFORD, STORMI C | \$ 1,885.31 |
| | JOHNSON, HELEN A HEBERT, SALLY A | \$ 1,481.92 | ** LANGELIER, BERT | \$ 301.01 |
| ** | LEPPALA, SHELDON | \$ 643.35 | * LEPPALA, SHELDON | \$ 643.35 |
| ** | MCLEAN, NICOLE M | \$ 414.63 | MCLEAN, NICOLE M | \$ 414.63 |
| * | MERRILL, DEBRA A | \$ 1,556.37 | MECERVIER, RICHARD | \$ 238.00 |
| ** | MURDOCK-DAY, KERRI A | \$ 1,586.89 | MECERVIER, LOUISE A | \$ 1,556.37 |
| ** | NICKERSON, RONALD M | \$ 607.81 | MERRILL, DEBRA A | \$ 1,586.89 |
| ** | PERKINS, ROBERT | \$ 251.53 | MURDOCK-DAY, KERRI A | \$ 607.81 |
| ** | PINARD, ARMAND CHICOINE, PAUL J | \$ 658.83 | NICKERSON, RONALD M | \$ 622.39 |
| * | ROY, TIMOTHY A | \$ 853.83 | PARE, SCOTT & BELINDA | \$ 251.53 |
| * | SPEAR, RODNEY W | \$ 892.56 | ** PERKINS, ROBERT | \$ 658.83 |
| ** | STEVENS, KENNETH L | \$ 1,365.92 | ** PINARD, ARMAND CHICOINE, PAUL J | \$ 853.83 |
| ** | SWANSON, RICHARD SWANSON, BARBARA | \$ 7.88 | ROY, TIMOTHY A | |
| ** | WILBUR, GLENN T WILBUR, CHRISTINE L | \$ 1,203.73 | | |

Real Estate Collections Unpaid Taxes, (cont)

| Name | Amount Due | Name | |
|------------------------------------------------------------------------|---------------------|-------------------------------------|---------------------|
| | | HORNING, LAWRENCE E | \$ 1,017.53 |
| ** SPEAR, RODNEY W | \$ 892.56 | HOWES, CRYSTAL M | \$ 3,199.10 |
| ** STE MARIE, DAVID | \$ 354.49 | IANNOTTI, MICHAEL | \$ 2,654.17 |
| STEVENS, KENNETH L | \$ 1,365.92 | JACKSON, DANIEL | \$ 1,107.13 |
| ** SWANSON, RICHARD SWANSON, BARBARA | \$ 7.88 | JOHNSON, HELEN A | \$ 2,970.52 |
| ** TEACUTTER, DONALD | \$ 1,650.68 | !KINNEY, STEPHEN | \$ 512.89 |
| WILBUR, GLENN T WILBUR, CHRIS- TINE L | \$ 1,203.73 | LABBE, DAVID N | \$ 1,068.63 |
| WINSLOW, JOSEPHINE (HEIRS) WINSLOW, LEWIS (HEIRS) % LEWIS GUSTIN | \$ 12.25 | LACROIX-SANFORD, STORMI C | \$ 3,740.38 |
| WOODMAN, ALICE J. F. WOODMAN, BRUCE E | \$ 861.12 | ** LEBRUN, STEVE G | \$ 0.40 |
| Total 2022 | \$ 35,193.40 | * LECLAIR, IAN | \$ 116.07 |
| Tax Year 2023 | | ** LEPPALA, SHELDON | \$ 1,247.94 |
| ALLARD, DANIEL P | \$ 2,981.49 | ** MACGREGOR, GRETCHEN A | \$ 1,995.03 |
| ** AYOTTE, MAURICE | \$ 41.62 | MASON, MARGARET A | \$ 1,107.13 |
| * BERUBE, MICHAEL | \$ 910.27 | * MASON, MICHELLE L | \$ 353.74 |
| BISSON, TOBY L | \$ 1,176.61 | MCCORRISON, MELVIN | \$ 4,391.38 |
| * BOWRING, KELLY L | \$ 276.61 | ** MCLEAN, NICOLE M | \$ 788.95 |
| ** BROWN, ERIC L | \$ 2,063.51 | MERRILL, DEBRA A | \$ 3,080.24 |
| ** BULL RUN STORAGE INC | \$ 1.05 | MURDOCK-DAY, KERRI A | \$ 3,173.50 |
| ** CAPPONI, PAULETTE D | \$ 4,096.29 | NESBITT, DEWISEES OF JAMES O III | \$ 530.06 |
| CHABOT, PAUL | \$ 821.87 | NESBITT, DEWISEES OF JAMES O III | \$ 813.80 |
| CHABOT, PAUL J | \$ 1,035.81 | NICKERSON, RONALD M | \$ 1,176.61 |
| CHABOT, PAUL J | \$ 971.81 | PARE, SCOTT & BELINDA | \$ 1,205.87 |
| CHABOT, PAUL J | \$ 951.69 | RAC, JOHN | \$ 4,713.22 |
| CHABOT, PAUL J | \$ 900.49 | ROSS, THOMAS L | \$ 495.69 |
| CHABOT, PAUL J | \$ 457.96 | * ROY, TIMOTHY A | \$ 1,258.91 |
| CHABOT, PAUL J | \$ 1,588.07 | SETHI, SHAUN KUMAR | \$ 13.84 |
| * CHERVENAK, EDWARD | \$ 2.80 | SMITH, MATTHEW J | \$ 66.46 |
| CLARK, NEAL A | \$ 1,348.51 | ** SPEAR, RODNEY W | \$ 1,780.07 |
| * CONSALVO, ANGELA A | \$ 578.14 | ** STEVENS, KENNETH L | \$ 2,698.05 |
| ** COUTURE, RYAN | \$ 2,425.58 | TEACUTTER, DONALD | \$ 1,886.54 |
| ** COUTURE, RYAN | \$ 1,407.02 | WARREN, LOUIS W | \$ 772.48 |
| ** CRAVEN, DAVID M | \$ 628.61 | ** WILBUR, GLENN T | \$ 2,372.55 |
| ** CROP DUSTING LLC | \$ 203.78 | WINSLOW, JOSEPHINE (HEIRS) | \$ 79.43 |
| DUBE, MICHAEL C | \$ 1,240.62 | * WOODBURY, KEVIN E | \$ 2,406.73 |
| ** DULAC, WILBERT W | \$ 1,021.31 | WOODMAN, ALICE J. F. | \$ 1,684.98 |
| ETHRIDGE, SANDRA J | \$ 635.34 | ** | |
| ETHRIDGE, WILLIS R | \$ 152.58 | Total 2023: | |
| FIELD'S RENTAL PROPERTIES AND ODD JOBS LLC | \$ 767.39 | | |
| * GOYETTE, BRIDGET A | \$ 0.55 | | \$ 94,998.68 |
| GRIMMEL, RODNEY | \$ 3,146.82 | * Partial Paid after 12/31/2023 | |
| * HARRIS, ALBERT ROSS JR | \$ 993.94 | ** Paid after 12/31/2023 | |
| * HEBERT, CASSANDRA | \$ 2,749.26 | ! Deleted Account | |
| HEBERT, ROBERT | \$ 2,941.26 | | |

Unpaid Personal Property Tax

| | | 2015 | | 2016 | | 2017 | | 2018 | | 2019 | | 2020 | | 2021 | | 2022 | |
|--------------------------------|--|-----------------|--|------|--|------|--|------|--|------|--|------|--|------|-------------------------------|-----------------|--------|
| | | | | | | | | | | | | | | | AMOS DEVELOPMENT CO, LLC | 2,565.00 | |
| ELITE BODY ESSENTIALS | | 111.27 | | | | | | | | | | | | | ASPHALT SERVICES | 1,710.00 | |
| Total | | 111.27 | | | | | | | | | | | | | AT&T MOBILITY LLC | 793.65 | |
| BILL'S AUTO SALES & TRANSPORT | | | | | | | | | | | | | | | BILL'S AUTO SALES & TRANSPORT | | 649.80 |
| ELITE BODY ESSENTIALS | | 277.43 | | | | | | | | | | | | | BUBIER CONSTRUCTION INC | 2,271.35 | |
| RBI PROPERTIES, LLC | | 9.09 | | | | | | | | | | | | | BUSY LITTLE BEES | 85.50 | |
| Total | | 324.45 | | | | | | | | | | | | | ELAVON INC | 7.89 | |
| BILL'S AUTO SALES & TRANSPORT | | | | | | | | | | | | | | | ELITE BODY ESSENTIALS | 820.80 | |
| ELITE BODY ESSENTIALS | | 294.52 | | | | | | | | | | | | | EPIC NUTRITION | 85.50 | |
| FUTURE POOLS AND SPAS | | 18.50 | | | | | | | | | | | | | FUTURE POOLS AND SPAS | 513.00 | |
| JK CAPITAL INC. | | 235.93 | | | | | | | | | | | | | GREENE VILLAGE PHARMACY | 171.00 | |
| MUZAK, LLC | | 3.16 | | | | | | | | | | | | | JKA MAINE ACADEMY | 68.40 | |
| RBI PROPERTIES, LLC | | 9.25 | | | | | | | | | | | | | JTH MASONRY | 85.50 | |
| UNITED PIPING & WELDING INC | | 230.31 | | | | | | | | | | | | | LEAF CAPITAL FUNDING, LLC | 59.85 | |
| Total | | 831.76 | | | | | | | | | | | | | PERKINS TRUCK & TRAILER | 598.50 | |
| BILL'S AUTO SALES & TRANSPORT | | | | | | | | | | | | | | | POULIN & SON WHEEL ALIGNMENT | | 99.18 |
| ELITE BODY ESSENTIALS | | 300.63 | | | | | | | | | | | | | RAY THE ELECTRICIAN | 85.50 | |
| FUTURE POOLS AND SPAS | | 18.89 | | | | | | | | | | | | | RHYME & REASON EARLY LEARNING | | 256.50 |
| JK CAPITAL INC. | | 240.82 | | | | | | | | | | | | | STEEL IT | 136.80 | |
| MECAP LLC | | 9.44 | | | | | | | | | | | | | UNITED PIPING & WELDING INC | 206.91 | |
| RBI PROPERTIES, LLC | | 229.80 | | | | | | | | | | | | | VIASAT INC. | 7.08 | |
| UNITED PIPING & WELDING INC | | 290.09 | | | | | | | | | | | | | Total | 6,312.69 | |
| Total | | 1,130.59 | | | | | | | | | | | | | | | |
| BILL'S AUTO SALES & TRANSPORT | | | | | | | | | | | | | | | | | |
| ELITE BODY ESSENTIALS | | 309.42 | | | | | | | | | | | | | | | |
| FUTURE POOLS AND SPAS | | 19.44 | | | | | | | | | | | | | | | |
| JK CAPITAL INC. | | 247.86 | | | | | | | | | | | | | | | |
| MECAP | | 9.72 | | | | | | | | | | | | | | | |
| PERKINS TRUCK & TRAILER | | 473.85 | | | | | | | | | | | | | | | |
| UNITED PIPING & WELDING INC | | 286.90 | | | | | | | | | | | | | | | |
| Total | | 1,389.31 | | | | | | | | | | | | | | | |
| BILL'S AUTO SALES & TRANSPORT | | | | | | | | | | | | | | | | | |
| ELITE BODY ESSENTIALS | | 326.61 | | | | | | | | | | | | | | | |
| FUTURE POOLS AND SPAS | | 20.52 | | | | | | | | | | | | | | | |
| LEAF CAPITAL FUNDING, LLC | | 57.06 | | | | | | | | | | | | | | | |
| MECAP | | 10.26 | | | | | | | | | | | | | | | |
| PERKINS TRUCK & TRAILER | | 500.18 | | | | | | | | | | | | | | | |
| POULIN & SON WHEEL ALIGNMENT | | | | | | | | | | | | | | | | | |
| UNITED PIPING & WELDING INC | | 302.84 | | | | | | | | | | | | | | | |
| VERIZON CONNECT FLEET USA, LLC | | | | | | | | | | | | | | | | | |
| Total | | 1,339.05 | | | | | | | | | | | | | | | |

| 2023 Unpaid Personal Property Tax (Cont.) | |
|--------------------------------------------------|------------------|
| AMOS DEVELOPMENT CO, LLC | 2,670.00 |
| ASPHALT SERVICES | 1,780.00 |
| AT&T MOBILITY LLC | 137.06 |
| BARKMAN INC | 213.60 |
| BILLS AUTO TRANSPORT | 676.40 |
| BILL'S REPAIR SERVICE | 17.80 |
| BLACK TIE CANNABIS | 286.58 |
| BUBIER CONSTRUCTION INC | 904.24 |
| CARONS TRUCK & EQUIPMENT | 142.40 |
| COCA-COLA BOTTLING OF NNE, INC | 23.10 |
| DESERT WOLF FARM | 64.08 |
| DONOVAN'S AUTO SALES | 106.80 |
| ELAVON INC | 28.48 |
| ELITE BODY ESSENTIALS | 854.40 |
| EPIC NUTRITION | 89.00 |
| FLEET TRUCK & REFRIGERATION, INC | .51 |
| GETCHELL BROS.INC | 26.70 |
| GREENE VILLAGE PHARMACY | 178.00 |
| HOBIE'S HOME HEATING | 89.00 |
| JKA MAINE ACADEMY | 71.20 |
| JTH MASONRY | 89.00 |
| LEAF CAPITAL FUNDING, LLC | 62.30 |
| MOWER'S MARKET | 133.50 |
| NICK'S SPEED SHOP | 267.00 |
| POULIN & SON WHEEL ALIGNMENT | 103.24 |
| RAY THE ELECTRICIAN | 89.00 |
| RHYME & REASON EARLY LEARNING | 267.00 |
| STEEL IT | 142.40 |
| THE MEADOWS | 776.97 |
| UNITED PIPING & WELDING INC | 286.58 |
| Total | 10,576.34 |

Abatements

| Acct | Property Tax Due | Abate - Adjust | Refund |
|----------------------------------------------|---------------------|-------------------|-------------|
| 2642!BECKEY, TIMOTHY E | \$ 2,180.50 | \$ 2,180.50 | |
| 12-039-001 | Abatement: | \$ 2,180.50 | |
| Lot created in error | | | |
| 1061DION, GERARD M | \$ 5,117.50 | \$ 846.14 | \$ 4,271.36 |
| 12-007 | Abatement: | \$ 4,272.00 | |
| Assessed in error | | | |
| 198DUVAL, RICHARD A & TESSA G | \$ 2,719.84 | \$ 2,719.84 | |
| 03-009-001 | Abatement: | \$ (17.80) | |
| Assessed in error | | \$ - | \$ 17.80 |
| 900LECLERC, TODD & AMANDA | \$ 598.04 | | |
| 10-0005 | Abatement: | \$ (108.58) | \$ 108.58 |
| Correct lot size | | \$ 598.04 | \$ - |
| 707VISTA OF MAINE VINEYARD & CI- DERY LLC | \$ 1,541.48 | \$ 1,422.22 | |
| 07-028 | Abatement: | \$ 119.26 | |
| Building assessed in error | | \$ 119.26 | |
| 2661WOOD, STEPHEN | \$ 4,450.00 | \$ 3,230.39 | \$ 1,219.61 |
| 07-019-00B | Abatement: | \$ 1,226.00 | \$ 1,226.42 |
| Assessed in error | | | |
| | \$ 16,009.32 | | |

**Total for 5
Bills:**

| | | | |
|----------------------|-----------|----------------------------|--------------|
| | 8,218.59 | | |
| | | Payment Summary | |
| | | \$ 126.38 | |
| | | Principal | |
| Type | 8,211.14 | Total | |
| P - Payment | 8,211.14 | \$ 8,218.59 | |
| Subtotal | 7,798.18 | \$ 8,218.59 | |
| A - Abatement | 0.00 | \$ 7,798.18 | |
| I - Interest Charged | 16,009.32 | \$ (7.45) | |
| Total | | Balance Due | \$ 16,009.32 |
| | | 0.00 | |

| Acct | Year | Personal Property Tax Due | Abate - Adjust | Refund Abate |
|---------------------------|--------|---------------------------------|-------------------|-----------------|
| 245FUTURE POOLS AND SPAS | 2023-1 | 534.00 | 534.00 | |
| | | Abatement: | \$534.00 | 0.00 |
| 264RICHARD BELANGER CONST | 2023-1 | 55.18 | 17.80 | |
| | | Abatement: | \$27.59 | 9.79 |
| Total for 2 Bills: | | 589.18 | 551.80 | |

Report of Town Clerk

The population of Greene reported from the 2020 Census was 4,376. That would be a growth of 26 people in a 10-year span.

Greene recorded from July 1, 2022 to June 30, 2023: 54-marriages 39-births 42-deaths.

Marriage License intentions can be obtained from the Clerk; the fee is \$40.00.

If you plan to apply for a marriage license, please be at the office no later than 3:00 p.m. as this is a time-consuming process.

The following information is needed when applying for a license: Maiden name of mother for both parties; the state both your parents were born in and a certified copy of a divorce decree or death certificate if applicable.

Marriage, birth and death certificates are not automatically sent to you. You must come to the town office in which you lived in at that time with identification for a certified copy.

The fee is \$15.00 for one copy and \$6.00 for each additional copy purchased at the same time.

Dogs licensed from July 1, 2022, to June 30, 2023:

| | | | |
|-----|-----------------|---|-------------|
| 26 | Males/Females | 1 | Service Dog |
| 121 | Neutered/Spayed | 0 | Kennels |

Fees to license a dog are \$6.00 for Neutered/Spayed and \$11.00 for Male/Female. Late fees begin February 1st of \$25.00 per dog. All dogs over 6 months of age SHALL be licensed, even if the dog stays inside the house. If the dog is new to Greene, it must be licensed in Greene. Replacement tags for this are available for \$1.00.

Transfer Station Stickers are for two (2) years and can be acquired with your current registration, as this helps us to quickly verify all necessary information. The Transfer Station is only for Greene residents. Hours of Wednesday, Friday & Saturday 8am-5pm.

Respectfully submitted,
Anne Swiatocha, Deputy Town Clerk

Report of Registrar

As of December 31, 2023, the registered voters in the Town of Greene are as follows:

| | | | |
|--------------|-------------|--------------------|-------------------|
| 806 | Democrat | 208 | Green Independent |
| 1261 | Republican | 1145 | Unenrolled |
| 22 | Libertarian | 54 | No Labels |
| Total | | 3496 voters | |

Please remember it is your responsibility to keep your voter registration information up to date. Your name, mailing and physical addresses must be current to vote. It will take more time at voting if we have incorrect information. This could also hinder petitions you may have signed. Next time you are at the town office to register your car you can always check to make sure your information is current.

Greene is one of the few communities that still have the Town Meeting form of government. This is a two-part meeting. The first part is held on August 2nd, 2024, at the Town Office from 1:00 p.m. to 7:00 p.m. when you vote for Board of Selectmen and School Board Director. The second part is when the residents convened at the Greene Central School, Saturday August 3rd, 2024, at 9:00am to vote on the town's budget. Absentee ballots are available for the first part of the meeting. The second part of the meeting you must be present to vote.

The election dates for 2024 are listed inside the back cover of the Annual Report. If you have any questions about voting and elections, please contact the Greene Town Office (207-946-5146) or visit our website at townofgreene.net.

I personally want to thank the warden, election clerks and helpers who take time out of their busy schedules to work the elections. The success of our election relies upon the dedication and work that they perform. If you would like to be an election clerk, please contact the Greene Town Office or visit our website at townofgreene.net.

Respectfully submitted,
Kelly Ouellette, Registrar of Voters

Greene Community Scholarship Committee 2023

The Greene Community Scholarship Committee raises funds for deserving students who are bound for college and post-secondary technical schools. In the past 19 years, 62 students have received scholarship awards totaling \$62,450.

The committee would like to thank the voters of Greene for their continued support of our young graduates wishing to further their education. The scholarships make a difference in the ability for these young people to follow their dreams.

The 2023 Greene Community Scholarship recipient was

| | | | |
|---------------|------------|-----------------|-----------|
| Jalee Boucher | \$1,000.00 | Adam Howe | \$ 600.00 |
| Cierra Barker | \$ 500.00 | Hannah Milliken | \$ 500.00 |
| Lily Chabot | \$ 400.00 | | |

Respectfully Submitted,
Carol Buzzell

Bureau of Motor Vehicles Municipal Agent Report
Anne Swiatocha-Municipal Agent
July 1, 2022- June 30, 2023

All new registrations will be processed
Monday from 8:30 am to 6:45 pm
Tuesday - Friday from 8:30 am to 3:45 pm

Titles: Titles are required for vehicles 1999 and newer. Information on the back of the title **must** be completed by the seller(s) of the vehicle. This would include the name and address of who is buying the vehicle, current mileage, and signature(s) of who is selling the vehicle. Mileage is required on ALL vehicles, even if the title has exempt written on it. If the odometer is broken, we need the mileage that is there, and we will address the issue at the time of registration.

Bill of Sale: Must include who it is sold to and who is selling the vehicle. The VIN, make, model, year, date of sale, mileage and the amount sold for. Both buyer(s) and seller(s) must sign the bill of sale.

SR22 Insurance Filers: Please inform us of your status before we begin your registration. This applies to new and renewal registrations. We now have a phone number to call and will save you time and a trip to the BMV.

Transfers: You can only receive credit on a transfer if you have sold or transferred ownership of the vehicle. Please bring your old yellow registration with you to the Town Office.

Insurance Card: You must have an insurance card valid for the day of registration. If you do not have a current insurance card, you can have your insurance company fax us a copy at (207) 946-2102.

Online Renewal Registration: You can renew your registration online by clicking on the Rapid Renewal icon on the Town of Greene's website. Have your current registration, mileage, and insurance card available (new registrations cannot be done through Rapid Renewal.)

Payments Accepted: Cash, checks (**payable to Town of Greene**), debit or credit cards. There is a 2.5% convenience fee charged by the vendor to process credit and debit card payments.

Department of Inland Fisheries & Wildlife Agent Report

July 1, 2022-June 30, 2023

Anne Swiatocha, Municipal Agent

Fish & Game licenses issued:

| | | | |
|-----------------------------|----|------------------------------------------|---|
| Archery | 16 | Non-resident 15-Day Fishing | 0 |
| Bear | 6 | Non-resident Season Fishing | 3 |
| Coyote Permit | 4 | Over-70 Lifetime | 9 |
| Crossbow | 7 | Pheasant Permit | 1 |
| Expanded Archery Antlerless | 5 | Resident Archery Hunting & Fishing Combo | 1 |
| Expanded Archery Either Sex | 8 | Non-Resident Hunt & Fishing Combo | 1 |
| Fishing | 92 | Outdoor Partners | 1 |
| Hunting | 52 | Resident Serviceman Dependent Fish | 0 |
| Hunting & Fishing Combo | 86 | Saltwater Fishing Registry | 4 |
| Junior Hunting | 6 | Small Game | 1 |
| Migratory Waterfowl | 4 | Spring/Fall Turkey | 9 |
| Muzzleloader | 17 | Superpack | 5 |

Recreational Vehicles issued:

| | NEW | RENEWALS |
|--------------------------------------|-----|----------|
| ATV | 51 | 129 |
| Boat | 59 | 200 |
| Personal Watercraft | 5 | 1 |
| Snowmobile | 65 | 189 |
| Non-resident Lake & River Protection | 4 | |



The Department of Inland Fisheries and Wildlife are now providing the ATV & Snowmobile law books digitally. **Printed copies will no longer be available.** It's convenient, easy, flexible and it helps the Maine outdoors. Even without internet service, smartphone users can access their pre-downloaded law book to check technical rules, confirm registration fees, etc. Download yours today!

Resident Lifetime Licenses for hunting, fishing, trapping and archery are available to residents of Maine who are 65 years of age or older and residents who are 15 years of age or younger. Invest now in the future of Maine's Fish & Wildlife. Pass on a Maine tradition and a gift that will last a lifetime.

Do you need to take an outdoor safety course to obtain your license for firearms, archery, crossbow or trapping or a training course for ATV and snowmobile? For course listings visit the IF&W website at www.mefishwildlife.com. Safety is everyone's responsibility, and it begins with you.

Ride Safe & Respect the Landowner.

Help stop wildlife violations. Operation Game Thief. 1-800-ALERT US (253-7887)



Town of Greene

220 Main Street

Greene, ME 04236

Tel. (207) 946-5146 ~ Cell (207) 415-8139

E-Mail: ceo@townofgreene.net

Hello friends and neighbors;

2023 is behind us and we're rolling through 2024. There were many improvements around the town and those improvements help all of us. Larger tax base helps keep the mill rate in check and any improvement on a lot helps to increase the value of every lot around it. I'm truly impressed with the ambition of many of our neighbors.

2023 saw a total of 64 Building Permits issued. The detail follows:

- 21 New Homes
- 10 Garages
- 8 Sheds
- 6 Additions
- 5 Decks
- 2 Swimming Pools
- 4 Residential Solar
- 2 Commercial Permits
 - 1 Poultry Processing Facility
 - 1 Warehouse

On the plumbing side, the following permits were issued:

- 30 Sub Surface Waste Water Permits
- 27 Plumbing Permits

The town of Greene also issued 14 Marijuana Licenses for cultivation facilities.

I'm here at the town office Monday through Friday, 8:30 AM to 4:00 PM, or by appointment. Bring your ideas and let's make it happen.

Here's to your success in all you do in the coming year.

Respectfully,

Brent Armstrong
CEO, LPI; Town of Greene



Town of Greene
220 Main Street
Greene, ME 04236
Tel. (207) 946-5146 ~ Cell (207) 415-8139
E-Mail: ceo@townofgreene.net

Planning Board Letter to the Citizens of Greene, Maine

To the Citizens of the Town of Greene;

The Town of Greene planning board is comprised of citizens who have volunteered their time and wisdom to apply the Town of Greene Land Use Ordinance, as well as State of Maine regulations, to plans that will affect the growth of the town.

Over the past year, the planning board has reviewed 2 major subdivisions. Both plans were approved. One is a 21 lot, open space subdivision located off Route 202 in the area of Meadow Hill Rd., and the other is a 7 lot subdivision located on Sedgley Rd.


The planning board has also reviewed plans brought by land owners involving lot splits, private roads and small business ventures.

The objective is always to encourage land owners to follow their desired use of land, while also protecting the rights of their neighbors, while assisting the owners through the often complex Land Use regulations of the Town and State.

The planning board meets every 3rd Tuesday of the month at 6:00 PM at the Greene Town Office. Public participation is always encouraged.

The Town of Greene planning board with the help and expertise from the code enforcement officer has kept us on the straight and narrow through the year in completing all plans that have come to us.

Thanks to the members of the planning board, Don Bedford, Eric Farrenkopf, Dave Warriner, Joe Turmel, Byron Boyington and selectman liaison Mark Randall.

Respectfully,

Don Bedford
Chair, Greene Planning Board

GREENE VOLUNTEER FIRE DEPARTMENT

It is with great pleasure to present you with the 68th Greene Volunteer Fire Department annual report. The men and women of our department take great pride in our town and are committed to helping our community stay safe. In 2023, our Firefighters and EMT's responded to 503 calls within the Town of Greene and our neighboring towns.

Last winter was very challenging and demanding on the firefighters of the Greene FD. The storms created very dangerous situations with downed trees, extremely high winds, flooding, and downed power lines for us, the citizens of Greene and people traveling through our town. We are very thankful that no one was injured during these storms but they sure did create a lot of damage to our roadways.

We took delivery of the rescue boat late last year so we weren't able to do as much training on it as we wanted but it is in service and we will be training on it this summer.

As always, The Greene Volunteer Fire Department would like to recommend ways to help you stay safe and healthy.

- Install smoke and Co detectors in your home. Replace the batteries twice a year.
- Keep an adequate amount of fire extinguishers. Know how to use them and inspect them frequently.
- If you burn wood or wood pellets, be sure to clean or have your chimney or stove pipe cleaned regularly.
- Use your seat belts while driving.
- Slow down when roads are wet, icy or snow covered.
- Don't hesitate to dial "911" in an emergency. Seconds count.
- If you plan to burn brush, please obtain a free burning permit at Wardensreport.com or apps1.web.maine.gov

We would like to extend a sincere thanks to all of our Mutual Aid Fire Departments, The Greene Highway Dept, Androscoggin County Sheriffs Department, Androscoggin County Dispatch, Maine State Police and United Ambulance Service for their continued support to our town.

Respectfully submitted

John Soucy

Fire/Rescue Chief

Julia Adams Morse Memorial Library

The Library has been busy this past year, with projects happening both inside and outside the building. Support from the Town, from patrons who are generous with their time and resources, our dedicated library staff, and Trustees, all work to make the library a gathering place for the Town.

We were grateful for a bequest from the estate of life-long Greene resident John Fogg to establish an endowment in honor of his parents, George E. and Nellie Wright Fogg. We thank Todd Hofacker for his service as a Trustee, and welcome Justin LaFontaine as a new Trustee.

The library has two State Park passes allowing free entry for a carload, as well as other gear including Audubon outdoor backpacks, rock hunting kits, a telescope, a digital camera, microscopes and snowshoes available to borrow.

Last summer the library installed two raised garden beds for community use. This year we received a grant for planting trees and bushes that were common in the gardens of Greene's early settlers. We have a seed catalog and seed swap that is available to all. Patron donations funded the creation of a winter sliding hill. This spring, George Farris built a path between the Grange and the Library so people can walk easily between the two buildings.

Friday morning Story Time for our smallest patrons is always a well-attended event. Our readers Claire Dick, Lynn Busch and Mary Sanford offer a story and a craft. Jan Courant has helped with snacks and crafts. We work with Greene Central School to promote the Summer Reading program. Chewonki offered a 'Scales & Tails' program during April school vacation.

For adults, the library hosted authors who spoke about the Allagash, the sport of curling, estate planning, the Career Center, wildlife management, and Alzheimer's Disease. Our library book group meets monthly, choosing a variety of fiction and non-fiction books to discuss.

Sue Turcotte, Brenda Theriault, Linda Langlin, Candy Greenwood, Becky Cote, Justin LaFontaine, Julia Coady and Doug Boyd pitched in to help with jobs big and little. Our student volunteer, Kimmie Ducharme, brings her smile, tech and other talents.

Our Facebook page is **Morse Library**. We encourage you to follow the page to keep updated on happenings at the library. The library catalog is online at www.jammlibrary.org. We also can request books through Interlibrary Loan

Trustees: Deborah Beam ('28), Greg D'Augustine ('26), Christine Gianopoulos ('25), and Jeannie Negley ('24)



Ella Augusta Thompson Trust Fund
 Financial Report for Fiscal Year 2022-2023 (7/1/22 - 6/30/23)

| | | |
|---------------------|-----------|--------------|
| Beginning Balance | 7/1/2022 | \$ 6,480.90 |
| Income | | |
| Investment Income | | \$ 15,000.00 |
| Donations | | \$ 50.00 |
| Bank Interest | | \$ 35.07 |
| Total Income | | \$ 15,085.07 |
| Total Revenue | | \$ 21,565.97 |
| Total Disbursements | | \$ 13,278.46 |
| Balance | 6/30/2023 | \$ 8,287.51 |

| | | |
|----------------------------|--|--------------|
| Disbursements | | |
| Central Maine Power | | \$ 2,140.16 |
| LH Stewart | | \$ 4,501.33 |
| Greene Village Pharmacy | | \$ 3,240.73 |
| Bedard Medical, Inc. | | 1567.32 |
| Kevin's Heating and Mowing | | \$ 200.00 |
| Dead River | | \$ 1,544.02 |
| Checks | | \$ 84.90 |
| Total Disbursements | | \$ 13,278.46 |

Ten (10) individuals assisted in Fiscal Year 2022-2023:

| | |
|--------|---------------------|
| 1 | \$ 442.63 |
| 2 | \$ 3,128.18 |
| 3 | \$ 201.90 |
| 4 | \$ 777.35 |
| 5 | \$ 4,483.40 |
| 6 | \$ 536.18 |
| 7 | \$ 1,544.02 |
| 8 | \$ 1,216.09 |
| 9 | \$ 863.81 |
| Checks | \$ 84.90 |
| Total | <u>\$ 13,278.46</u> |

The Ella Thompson Committee was unable to validate the data above against year end town figures due to inaccuracies within the town-produced reports.

The members of the Ella Thompson Committee give a special "Thank You" to Sandra Bubier for her 50 years of service and dedication to the committee and its work Sandra retired from the committee in 2024.

Ella Augusta Thompson Trust Fund
Portfolio Summary for Fiscal Year 2022-2023 (7/1/22 - 6/30/23)

| | Market Value |
|-------------------------|----------------|
| Cash & Cash Equivalents | \$ 234,520.08 |
| Fixed Income | \$ 454,975.40 |
| Equity / Stocks | \$1,614,342.43 |
| Grand Total | \$2,303,837.91 |

Equity / Stocks

| | |
|------------------------|----------------|
| Communication Services | \$ 94,356.60 |
| Consumer Discretionary | \$ 212,511.65 |
| Energy | \$ 82,507.75 |
| Financials | \$ 144,981.45 |
| Health Care | \$ 293,514.05 |
| Industrial | \$ 156,097.65 |
| Information Technology | \$ 630,373.28 |
| Total Equity - Stocks | \$1,614,342.43 |

In the Fiscal Year 2022-2023 (7/1/22 - 6/30/23), the Board of Selectmen and the Ella Augusta Thompson Trust Fund Committee approved 13 warrants. A total of \$13,278.46 was disbursed, all of it, except \$84.90 for checks, to individuals.

Income for this period was \$15,085.07 with a balance of \$6,480.90 carried forward from June 30, 2022. The checkbook balance as of 6/30/23 is \$8,287.51.

Respectfully submitted,

Sandra B. Bubier
Eva Brown
Bob Hendon

Erica LaFontaine
Tyler Rose

Greene Village Day Celebration Committee Report 2023

We had another successful year celebrating Greene Village Day. The event took place on Saturday September 9th, 2023. The festivities began with the traditional Pancake Breakfast hosted by the Androscoggin Grange #8. The Greene Village Day Parade began with opening ceremonies conducted by Scout Troop #187. The parade then proceeded down Main Street with Marion Bubier as the honored Grand Marshall. Thank you to Fire Chief and Board of Selectmen Representative, John Soucy for organizing the parade participants that morning and making sure things ran smoothly. We would like to thank all of our parade participants this year:

Kora Shriners: Kora Crazy Cops & Kora Drifters
Scout Troop #187
GYAA
Androscoggin Grange #8
Greene Christian Community Church
Vista of Maine
Splash Trucking
JKA Karate
Androscoggin Sheriffs Department
Maine State Police
Forestry Service
Lindy's Auto

Greene Fire Department
Greene Highway Department
Greene Historical Society
Morse Memorial Library
Greene Baptist Church
Bubier Construction
Turner Fire Department
Leeds Fire Department
Monmouth Fire Department
Wales Fire Department
Stepping Stones Daycare

Children & Families that walked in the parade

Among our thanks are to those last minute participants that helped make the parade the success that it most certainly was. We could not have done it without your involvement and support.

Our wonderful organizations in Greene continued hosting several events throughout the Greene Village Day. The Androscoggin Grange #8 had Chili & Pie contests mid-day. It was a great turnout and 1st, 2nd 3rd & People's Choice contest winners received engraved spoon trophies. The Androscoggin Grange #8 and GYAA partnered together to host a Spaghetti Supper and Comedy Show by Capital City Improv. All proceeds were split and went to help support these two organizations.

The Morse Memorial Library was open to the public and hosted their annual Greene Village Day Book Sale on the front lawn of their facility. What a treasure to have such a wonderful library in our Town of Greene.

The Greene Historical Society was open to the public throughout the day and hosted two presentations "Life of Nathaniel Greene" by Don Hauser. It was wonderful seeing the residents and the community walk through the Historical Society building and participating in these presentations.

The Greene Youth Athletic Association held soccer games throughout the day for their youth sports program and had their "Snack Shack" open for concessions. At noon, they had a break in games to host Mr. Drew & His Animals Too presentation.

We hoped you had a wonderful time filled with fun, tradition, and wholesome hometown community festivities. Please understand the immense amount of effort that goes into creating, planning and putting on an event such as this. The committee at the moment consists of one member and a Board of Selectmen Representative. If you would like to see more events and things organized for Greene Village Day, we encourage you to go to the Town Office and register to join the committee. Without your help and support, none of this could be possible. Thank you.

Respectfully submitted,

Julia Coady
GVD Committee Chairperson

Conservation Commission Committee Report 2023-2024

We had another successful year. Our focus was on our continued progress of maintaining the nature trails off of Recreation Drive here in Greene. We began our year in April 2023, with committee members accessing the trails after winter. We came up with a plan to gather materials for the reconstruction of the Red Trail Bridges (to be completed in the summer of 2024) and other areas we thought needed attention.

In May of 2023, member Mike Gagnon and his wife, refurbished signs throughout the trails. The before and after results were astonishing and helped make the trails easier to navigate.

In June of 2023, the committee hired Mike Spugnardi with Spugnardi Signs of Turner, to create and install a brand new Greene Village Recreational Park Nature Trail sign at the entrance of the trails on Recreation Drive. This was a major accomplishment because the original sign had seen some “wear and tear” and needed to be relocated to a more practical area for community members and area hikers to view. We were thrilled with how the project turned out and could not thank Mr. Spugnardi enough for all of his work and help during the process.

In January of 2024, a member of the community, Rachel Michaud, reached out to our committee to help organize a community project to clean up the nature trails after several storms throughout the winter season had trees and debris down throughout the trails. The committee and several volunteers worked hard and volunteered their time to make sure the trails remained opened and safe for the community. Volunteers that reached out, volunteered their time and helped clean up the trails included Ben Rideout, Adam Moroni Blake & family, Lisa Woody Irish & family, the local Scout Troop and members of the committee. It was a great community event and was so much appreciated.

In April 2024, We hit the ground running once the weather cleared up and members of the committee started cleaning up the trails once again for the season. We welcomed a new member to the committee, Nicole Camire. We are thankful to have her on our committee and she has already proven to be a huge asset to our cause. We also welcomed our new Board of Selectmen Representative, Sheldon Bubier. We look forward to his knowledge, advice and support with our future endeavors within the committee.

Currently, we have purchased the materials for the bridges on the Red Trails and will complete their restoration in the summer of 2024. We also hope to work with the local Scout Troops in the area to complete restoration of the amphitheater area on the trail system. We are still in the discussion and planning phases of collaboration with the Morse Memorial Library to create a “Story Walk” on the trail system and possibly create a new trail that connects the library directly to the walking trails.

We would like to thank the Town of Greene, Town Manger and Selectmen for their continued support with this committee. Most of all we would like to thank the citizens of Greene for entrusting us to maintain these trails and other recreational areas within Greene. Without the support of the citizens and the dedicated volunteers of this committee, none of this would be possible.

We continue to encourage the citizens of Greene to explore these trails for walking, running, cross country skiing and snowshoeing throughout the year.

Respectfully submitted,

Julia Coady
Michael Gagnon
Megan Bates
Nicole Camire
Joe Coady

Greene Historical Society
“Preservation, Awareness, Involvement”

There are big changes at the Greene Historical Society, with more to come! This has been a working year, after so many years of isolation during the pandemic. The Old Town House has a new roof, the outside will be painted and the inside refurbished with changing displays and exhibits. The project of organizing historic papers and other artifacts, figuring out how to preserve them for future generations, fill some of the many recently-donated file cabinets, and establish acquisition and retention policies is beginning to take shape. We are actively creating communication through the virtual world, especially to reach younger people and encourage them to learn, get involved, and join GHS. Continuing members are finding it energizing to work with new members who want to be active and involved, both long-term residents of the Greene community and newcomers to our town who are interested in our history, buildings, and artifacts.

Beginning in 2020, Don Rose continued his series of beautiful barn photographs to document the old structures still standing in Greene, and created another calendar in 2022. We still have some copies left, and new members get a free copy with their membership dues. The dues are still \$5 for members joining through the end of December 2024—and this includes the whole family if you have one.

Public programs are the third Thursday of every other month, with additional working meetings to explore ways to increase our membership and community outreach. Among some recent activities have been a presentation on General Nathanael Greene (our Town is named for him!) by Donald Hauser, author-talks by Beverly Knowles ([Echoes from Deane Mountain](#)) and wildlife biologist Ron Joseph ([Bald Eagles, Bear Cubs, and Hermit Bill](#), in partnership with Morse Library.) A field trip to look at the old foundations along Quaker Lane accompanied Beverly’s visit. A tribute to founding “Official Historian” Berkley Hobart, acknowledging his inspiring leadership, brought his extended family back to Greene. Master Brickmason Richard Irons and his assistant Andrew Riggs, who were working on one of Greene’s oldest brick houses, gave a presentation on Historic Masonry in New England. Sally and Don led a walkabout of the GHS building, with stories about the items displayed there. “Julia’s Garden,” also in collaboration with the Library, featured historic and edible plants that thrive in our zone.

During Greene Village Days the building is open and programs, such as Donald’s talk and Don’s granite-cutting demonstration, occur several times during the day. And don’t forget to come to the GHS building during Trunk-or-Treat, along with going to the Grange and the Fire Station!

Greene’s first “Wreaths Across America” effort located all the graves of Veterans in Greene cemeteries, and an army of volunteers placed Christmas wreaths on each one. The program will continue for 2024, and more volunteers are needed to be involved in its planning and execution.

GHS welcomes new members. Keep in touch through the methods below, and let us know if you don’t use computers and want to receive notifications through US Mail.

The Leadership circle, Cheryl Harmon, Gaelyn Hauser, Sally Hebert, Judy Marden, Stacey Murdock (Treasurer), and Don Rose, is actively seeking more members to help with the planning and execution of events and activities. Help build an inclusive, interesting Historical Society to bring interested people together for programs and fun!

How to reach us

Facebook: [Greene Historical Society \(most active\)](#)

Instagram: [greenehistsoc](#)

Web: greenehistoricsociety.weebly.com

Email: greene.hs.maine@gmail.com

Visit the Old Townhouse at 98 Main Street

Snail mail: GHS, P.O. Box 433, Greene, ME 04236

Greene Historical Society Annual Treasurer's Report

Beginning Balance: July 1, 2022

| | |
|------------------------------------|--------------|
| Checkbook Balance | \$2,770.21 |
| Prime Share Acct (Great Falls FCU) | 25.00 |
| Cash on Hand | <u>68.10</u> |
| Total: | \$2,863.31 |

Expenses:

| | | | |
|---------|------------|-----------------------------------------|----------|
| 8/16/22 | Check #524 | Cunningham Security | \$489.00 |
| 9/16/22 | Check #525 | Home Depot (roof for ice cream bldg) | \$656.93 |
| 6/28/23 | Check #526 | Speaker on Barns | \$75.00 |

Income:

| | |
|--------------------|-----------|
| Town of Greene | \$800.00 |
| Town of Greene | \$198.00 |
| Dues and Donations | \$1415.00 |

Ending Balance: June 30, 2023

| | |
|------------------|--------------|
| Great Falls FCU | \$3961.21 |
| Prime Share Acct | 25.00 |
| Cash on Hand | <u>68.10</u> |
| Total: | \$4,054.31 |

Respectfully submitted,
S Murdock, Treasurer

2024/2025 Town Meeting Appropriations

| Warrant Article # | | Appropriate | Other Options | Reserve as of 6/1/24 |
|-------------------|------------------------------------------|-------------------------|---------------|----------------------|
| 15 | Administrative Wages Expense | \$ 314,445.00 | \$ 321,649.00 | |
| 16 | Employee Expense/Benefit | \$ 261,691.00 | | |
| 17 | Administrative Expense | \$ 296,470.00 | \$ 301,300.00 | |
| 18 | Planning Board Expense | \$ 500.00 | | |
| 19 | Appeals Board Expense | \$ 200.00 | | |
| 40 | Comprehensive Plan Committee Expense | \$ 2,000.00 | | |
| 25 | Emergency Management Expense | \$ 2,000.00 | | |
| 24 | Fire Dept Roof Project | | | |
| 21 | Fire Truck Capital Reserve | \$ 115,000.00 | | \$ 577,931.25 |
| 20 | Fire Protection Expense | \$ 296,412.00 | \$ 314,480.00 | |
| 26 | Street Lights | \$ 6,880.00 | | |
| 27 | Animal Control Expense | \$ 13,326.00 | | |
| 28 | High Speed Broadband | \$ 186,000.00 | | |
| | Public Works Equipment | | | \$ 1,713.51 |
| 30 | Paving Expense | \$ 400,000.00 | | \$ 838,624.35 |
| 31 | Public Works Road Maintenance Expense | \$ 765,020.00 | \$ 794,720.00 | |
| 32 | Summer Road Maintenance | \$ 67,700.00 | | |
| 33 | Winter Road Maintenance | \$ 89,000.00 | | |
| 34 | Main Street Bridge Capital Reserve | \$ 350,000.00 | \$ 132,370.22 | \$ 355,075.84 |
| 41 | General Assistance Expense | \$ 9,425.00 | | |
| 43 | Conservation Commission Expense | \$ 1,800.00 | | \$ 1,419.22 |
| 44 | Parks & Recreation Expense | \$ 7,300.00 | | |
| 45 | Parks & Recreation Capital Reserve | 0.00 | 0 | \$ 30,276.41 |
| 37 | Sabattus Lake Dam Com Expense | \$ 385,000.00 | \$ 93,125.64 | |
| | Fish Stocking Reserve | 0.00 | | \$ 525.00 |
| 39 | Cemetery Care Expense | \$ 6,300.00 | | |
| 35 | Transfer Station Operational Expense | \$ 285,565.00 | | |
| 36 | Transfer Station Equip Capital Reserve | \$ 20,000.00 | | \$ 70,052.82 |
| 46 | Debt Service | \$ 418,734.00 | | |
| 42 | Charitable Expense | \$ 10,950.00 | | |
| 47 | Operations Julia Adams Morse Library | \$ 75,847.00 | | |
| 48 | Capital Reserve | \$ 25,000.00 | | \$ 91,982.40 |
| | Municipal Appropriations Total | \$ 4,410,565.00 | | |
| | County Tax | \$ 600,023.00 | | |
| | MSAD 52 School | \$ 5,120,476.84 | | |
| | Total Assessment | \$ 10,131,064.84 | | |
| | Reduce Total Commitment | | | |
| | <i>Excise Taxes (Auto & Boat)</i> | \$ 934,500.00 | | |
| | <i>Revenue Sharing</i> | \$ 627,081.00 | | |
| | <i>Tax Interest</i> | \$ 24,000.00 | | |
| | <i>Lien Costs</i> | \$ 4,200.00 | | |
| | <i>Other Projected Income</i> | \$ 24,180.00 | | |
| | <i>Homestead Exemption Reimbursement</i> | \$ 250,000.00 | | |
| | <i>Veterans Exemption Reimbursement</i> | \$ 3,000.00 | | |
| | <i>Tree Growth Reimbursement</i> | \$ 7,000.00 | | |
| | <i>Bete Reimbursement</i> | \$ 3,751.00 | | |
| | <i>Local Roads Assistance</i> | \$ 80,000.00 | | |
| | <i>Transfer Station</i> | \$ 26,500.00 | | |
| | Total Reduce Commitment | \$ 1,984,212.00 | | |

SPECIAL NOTE

THE FOLLOWING IS ONLY THE
“PROPOSED WARRANT’

AS MUCH AS THE SELECTMEN & OTHER
DEPARTMENTS TRY TO HAVE ALL OF
THEIR WARRANT ARTICLES READY FOR
THE TOWN REPORT PRIOR TO GOING TO
PRINT, THERE ARE OCCASIONS WHERE
LEGALLY THERE COULD BE WARRANT
ARTICLES ADDED OR EVEN DELETED
FROM WHAT’S BEEN PRINTED IN THE
“TOWN REPORT”

THEREFORE:

PLEASE CHECK LEGAL POSTING OF
WARRANT SEVEN DAYS PRIOR TO
TOWN MEETING OR THE TOWN’S WEBSITE:

www.townofgreene.net

PLEASE ATTEND TOWN MEETING
YOUR VOTE COUNTS!

FY 2025 ANNUAL TOWN MEETING WARRANT
July 1, 2024 to June 30, 2025

Androscoggin s.s.

State of Maine

To Brent Armstrong, a resident of the Town of Greene, in the county of Androscoggin, in the name of the State of Maine, you are hereby required to notify and warn the voters of the Town of Greene, in said county, qualified by law to vote in town affairs, to meet at the Greene Town Office, in said Town, on **Friday the 2nd day of August, A.D. 2024 at 1:00 o'clock** in the afternoon, then and there to act on **Articles 1 and 2** and to notify and warn said voters to meet at the Greene Central School Gymnasium in said Town, on **Saturday, the 3rd day of August, A.D. 2024 at 9:00 o'clock** in the forenoon, then and there to act on **Articles 3 through 58**.

Article 1: To elect a moderator to preside at said meeting.

Article 2: To elect all necessary officers:

1. One (1) Selectmen position include Assessor and Overseer of Poor (3-year term).
2. One (1) MSAD #52 School Board Director (3-year term).

The polls for voting on **Articles 1 and 2** will open at 1:00 o'clock in the afternoon and will close at 7:00 o'clock in the evening.

Article 3: To choose two (2) members of the Ella Augusta Thompson Committee for 3 years.

Article 4: To choose two (2) members of the Julia Adams Morse Library Committee. One (1) for 3 years and one (1) for 5 years.

Article 5: To choose a Budget Committee for the ensuing year.

Selectmen recommend: **9 Members and Selectmen Chairman (or designee).**

Article 6: To see if the Town will vote to set **August 12, 2024**, as the date of commitment for Real Estate and Personal Property Taxes.

Selectmen recommend: **Accept as Read**

Article 7: To see if the Town will vote to charge 8.50% annual interest on one half taxes not paid by **November 1, 2024**, and one-half taxes not paid by **May 1, 2025**, pursuant to MRSA Title 36, Section 505.4.

Article 8: To see if the Town will vote to authorize the Board of Selectmen to dispose of tax acquired real estate property under such terms as they deem advisable; except that the Municipal Officers shall use the special process required by M.R.S.A. Title 36 § 943-C if they choose to sell property to anyone other than the former owner.

Article 9: To see if the Town will vote to authorize the Selectmen to dispose of any Town owned personal property with a value of \$ **2,000.00** or less after advertising on WGLT7 (Channel 1301) and in locations of public notice posting.

Article 10: To see if the Town will authorize the tax collector or treasurer to accept prepayments of taxes not yet committed, pursuant to M.R.S.A. Title 36 § 506 and to pay no interest on such prepayments.

Article 11: To see if the Town will vote to pay no interest on the overpayment of Real Estate and Personal Property taxes.

Article 12: To see if the Town will vote to pay for tax abatements and applicable interest granted during the fiscal year of 2024/2025 from Overlay. (Explanation: The Selectmen, as Assessors are authorized to raise Overlay under Title 36 MRSA § 710 but voter authorization is required to spend Overlay. Overlay cannot be more than 5% of the Tax Commitment).

Article 13: To see if the Town will vote to authorize the Municipal Officers to spend an amount not to exceed 3/12ths of the budgeted amount in each budget category of the 2024/2025 annual budget during the period from July 1, 2025 to the 2025/2026 Annual Town Meeting.

Article 14: To see if the Town will vote to accept all snowmobile money received from the Maine Dept. of Conservation Agriculture, Conservation and Forestry Snowmobile Program and appropriate the money received to the **Greene Dragons Snowmobile Club** for the purpose of maintaining their snowmobile trails, which are open to the public at all times, and to authorize the Municipal Officers to enter into an agreement with the Club, under conditions that Municipal Officers may deem advisable, for the purpose, to whatever type of vehicle the landowner will allow on their property.

Article 15: To see what sum of money the Town will vote to raise and/or appropriate for **Administrative Wages Expense Account** for the ensuing year.

Selectmen recommend: **\$314,445.00 5-0**

Budget Committee recommends: **\$321,649.00 9-0**

Article 16: To see what sum of money the Town will vote to raise and/or appropriate for the **Employee Expense/Benefit Account** for the ensuing year.

Selectmen Recommend: **\$261,691.00 5-0**

Budget Committee recommends: **\$261,691.00 9-0**

Article 17: To see what sum of money the Town will vote to raise and/or appropriate for the **Administrative Expense Account** for the ensuing year.

Selectmen Recommend: **\$296,470.00 5-0**

Budget Committee Recommends: **\$301,300.00 9-0**

Article 18: To see what sum of money the Town will vote to raise and/or appropriate for the **Planning Board Expense Account** for the ensuing year.

Selectmen recommend: **\$500.00 5-0**

Budget Committee recommends: **\$500.00 9-0**

Article 19: To see what sum of money the Town will vote to raise and/or appropriate for the **Appeals Board Expense Account** for the ensuing year.

Selectmen recommend: **\$200.00** 5-0
Budget Committee recommends: **\$200.00** 9-0

Article 20: To see what sum of money the Town will vote to raise and/or appropriate for **Fire Protection Expense Account** for the ensuing year.

Selectmen recommends: **\$296,412.00** 4-0-1
Budget Committee recommends: **\$314,480.00** 4-0-4

Article 21: To see what sum of money the Town will vote to raise and/or appropriate for the **Fire Department Truck Capital Reserve fund**.

Notes: Fire Department Truck Capital Reserve fund has a balance of \$577,931.25 As of May 1, 2024. The preordered Ferrara Custom Pumper Fire Truck should be delivered within 12-24 months.

Selectmen recommend: **\$115,000.00** 3-0
Budget Committee recommends: **\$115,000.00** 8-0

Article 22: To see if the Town will authorize the Selectmen on behalf of the Town to sell or dispose of by sealed bid, any Greene Fire Department miscellaneous equipment. All proceeds shall be deposited into the **Greene Fire Department Benevolent Fund**.

Article 23: To see if the Town will authorize the Selectmen on behalf of the Town to sell by sealed bid or trade any Greene Fire Department vehicles toward replacement vehicles. All proceeds from the sale shall be deposited into the **Fire Truck Capital Reserve Fund**.

Article 24: To see what sum of money the Town will vote to raise and/or appropriate for the **Fire Department Roof Project**.

Note: At the time of printing this town report book, bids were not opened yet. Bids due by June 20, 2024.

Article 25: To see what sum of money the Town will vote to raise and/or appropriate for the **Emergency Management Expense Account** for the ensuing year.

Selectmen recommend: **\$2,000.00** 3-0
Budget Committee recommends: **\$2,000.00** 5-0-3

Article 26: To see what sum of money the Town will vote to raise and/or appropriate for **Street Lights** for the ensuing year.

Selectmen recommend: **\$6,880.00** 3-0
Budget Committee recommends: **\$6,880.00** 8-0

Article 27: To see what sum of money the Town will vote to raise and/or appropriate for **Animal Control Expense Account** for the ensuing year.

Selectmen recommend: **\$13,326.00 3-0**
Budget Committee recommends: **\$13,326.00 7-0-1**

Article 28: To see if the Town will vote to raise and/or appropriate a sum not to exceed **\$186,000.00** to bring **High Speed Broadband** (internet) service to those roads not currently served.

Note: The roads include but not limited to: Bull Run Rd, Buzzell Ln, Claybrook Dr, Coburn Rd, North Hills Ridge, Copper Ridge Rd, Island View Dr, County Rd, Hillside Estates Dr, Draper Ln, Gosselin Heights, Labrie Ln, Morgan Dr, Quiet Acres Dr, (north)/Allen Pond Rd/Bubbe Ln, Quiet Acres Dr (south), Rose Rd, South Mountain Rd, Sanborn Rd, Saunders Ln, School St, Thomas Rd.

Selectmen recommend: **Leave to Voters**

Article 29: To see if the Town will vote to authorize the Selectmen on behalf of the Town to sell by sealed bid or trade of any Town owned property of the Public Works Department. All proceeds shall be deposited into the **Capital Reserve Public Works Equipment** account.

Article 30: To see what sum of money the Town will vote to raise and/or appropriate for **Paving Expense Account** for the ensuing year.

Selectmen recommend: **\$400,000.00 3-0**
Budget Committee recommends: **\$400,000.00 8-0**

Article 31: To see what sum of money the Town will vote to raise and/or appropriate for **Public Works Road Maintenance Expense Account** for the ensuing year.

Selectmen recommend: **\$765,020.00 5-0**
Budget Committee recommends: **\$794,720.00 9-0**

Article 32: To see what sum of money the Town will vote to raise and/or appropriate for **Public Works-Summer Roads** for the ensuing year.

Selectmen recommend: **\$67,700.00 5-0**
Budget Committee recommends: **\$67,700.00 9-0**

Article 33: To see what sum of money the Town will vote to raise and/or appropriate for **Public Works-Winter Roads** for the ensuing year.

Selectmen recommend: **\$89,000.00 5-0**
Budget Committee recommends: **\$89,000.00 9-0**

Article 34: To see which option if any, the Town will vote to raise and/or appropriate for the **Main Street Bridge Capital Reserve Account**.

Notes: The town has been awarded a grant for \$150,000.00; Balance in Main Street Bridge Capital Reserve Account is \$347,075.84 as of 5/1/24. The projected cost for the total project is \$850,000 depending on the bid process.

Option 1: To see if the Town will vote to raise and/or appropriate the sum of **\$350,000.00** for the Main Street Bridge/Culvert Project.

Option 2: To see if the Town will vote to approve a general obligation bond borrowing and notes in anticipation of such bonds, of up to **\$350,000.00** for the purpose of financing costs for the **Main Street Bridge/Culvert Project**. Hereby authorized, with the bonds and notes to be issued with or without call provisions and with such dates, maturities, denominations, interest rate, redemption provisions and other details as the Board of Selectmen and Town Treasurer shall determine and to accept any monetary or in-kind donations and grants for this project.

Costs:

At an estimated interest rate of **6.59%** the estimated costs of this bond over a period of **3 years** will be **\$47,110.65 interest** for a **total debt service of \$397,110.65**. The annual payment (principal and interest) over the 3-year term is estimated to be **\$132,370.22**.

Article 35: To see what sum of money the Town will vote to raise and/or appropriate for the **Transfer Station Operational Expense Account** for the ensuing year.

Selectmen recommend: **\$285,565.00 5-0**

Budget Committee recommends: **\$285,565.00 9-0**

Article 36: To see what sum of money the Town will vote to raise and/or appropriate for the **Capital Reserve Transfer Station Equipment** for the ensuing year.

Selectmen recommend: **\$20,000.00 3-0**

Budget Committee recommends: **\$20,000.00 8-0**

Article 37: To see which option, if any the Town will vote toward replacement of the **Sabattus Pond Dam**.

Note: If the Town of Sabattus or the Town of Wales do not vote affirmatively to pay their share, this article can be passed over.

Option 1: To see if the Town will vote to raise and/or appropriate the sum of **\$385,000** as the Town's contribution toward replacement of the dam at the outlet of Sabattus Pond, with the funds to be used in conjunction with equivalent contributions from the Town of Sabattus and the Town of Wales to cover the total costs of the dam replacement and other expenses reasonably related thereto.

Option 2: Shall the Town bond the sum of \$385,000 as the Town's contribution toward replacement of the dam at the outlet of Sabattus Pond, with the funds to be used in conjunction with contributions from the Town of Sabattus and the Town of Wales to cover the cost of the dam replacement and other expenses reasonably related thereto and to authorize the Treasurer and Board of Selectmen to accept any donations and/or grants that may become available to reduce the amount necessary for the Town to borrow.

Costs:

At an estimated interest rate of **6.69%**, the estimated costs of this bond over a period of **5 years** will be **\$80,628.20 interest** or a **total debt service of \$465,628.20**. The annual payment (principal and interest) over the 5-year term is estimated to be **\$93,125.64**.

Article 38: To see what sum of money, if any, the Town will vote to raise and/or appropriate to the **Sabattus Lake Dam Commission Expense Account**.

Selectmen recommend: **\$3,000.00 3-0**

Budget Committee recommends: **\$3,000.00 8-0**

Note: If Article 37 is passed, this article can be passed over.

Article 39: To see what sum of money the Town will vote to raise and/or appropriate for the **Cemetery Care Expense Account** for the ensuing year.

Selectmen recommend: **\$6,300.00 3-0**

Budget Committee recommends: **\$6,300.00 8-0**

Article 40: To see what sum of money the Town will vote to raise and/or appropriate for the **Comprehensive Plan Committee Expense Account** for the ensuing year.

Selectmen recommend: **\$2,000.00 3-0**

Budget Committee recommend: **\$2,000.00 8-0**

Article 41: To see what sum of money the Town will vote to raise and/or appropriate for the **General Assistance Expense Account** for the ensuing year.

Selectmen recommend: **\$9,425.00 3-0**

Budget Committee recommends: **\$9,425.00 8-0**

Article 42: To see what sum of money, if any, the citizens of Greene will vote to raise and/or appropriate for the **Charitable Expense Account** for the ensuing year.

| | Approved FY24 | Requested FY25 |
|-----------------------------|--------------------------|---------------------------|
| Charities | | |
| Community Concepts | 450.00 | 450.00 |
| Rural Comm. Action Ministry | 6,000.00 | 6,000.00 |
| Sexual Assault Center | 250.00 | 250.00 |
| Seniors Plus | 1,500.00 | 1,500.00 |
| American Red Cross | 250.00 | 250.00 |
| Safe Voices | 500.00 | 500.00 |
| Androscoggin Home Health | 2,000.00 | 2,000.00 |
| Total Charities | \$10,950.00 | \$10,950.00 |

Selectmen & Budget Committee recommend: **Leave to voters**

Article 43: To see what sum of money the Town will vote to raise and/or appropriate for the **Conservation Commission Expense Account** for the ensuing year.

Selectmen recommend: **\$1,800.00 3-0**

Budget Committee recommends: **\$1,800.00 8-0**

Article 44: To see what sum the Town will vote to raise and/or appropriate for **Parks and Recreation** for the ensuing year.

Selectmen recommend: **\$7,300.00 3-0**
Budget Committee recommends: **\$7,300.00 7-1**

Article 45: To see what sum of money, if any, the Town will vote to raise and/or appropriate for a **Parks and Recreation Capital Reserve Account**.

Selectmen recommend: **\$0 3-0**
Budget Committee recommend: **\$0 8-0**

Article 46: To see what sum of money the Town will vote to raise and/or appropriate for **Debt Service**.

Selectmen recommend: **\$418,734.00 3-0**
Budget Committee recommends: **\$418,734.00 8-0**

Article 47: To see what sum of money the Town will vote to raise and/or appropriate for the **Operations of the Julia Adams Morse Library** for the ensuing year.

Selectmen recommends: **\$75,847.00 3-0**
Budget Committee recommends: **\$75,847.00 8-0**

Article 48: To see what sum, if any, the citizens of Greene will vote to raise and/or appropriate for the **Capital Reserve Account**.

Selectmen recommend: **\$25,000.00 3-0**
Budget Committee recommends: **\$25,000.00 8-0**

Article 49: To see if the Town of Greene will vote to authorize the Municipal Officers to expend up to \$25,000 from Surplus (Undesignated Fund Balance) for the purpose of replacing malfunctioning waste water disposal systems pursuant to 30-A MRSA 83428 and Dangerous Buildings pursuant to Title 17 § 285 1, but only after the Selectmen have exhausted all other avenues of funding. Any funds expended from Surplus Funds should be recovered by a special tax against any real estate as provided in 30-A MRSA § 3428 (4) (B) and Title 17 § 2853. Any such tax will be liened against real estate and interest will be charged at the annual rate, 60 days after commitment of said tax. Strict accounting will be maintained at the Town Office.

Article 50: To see if the Town will vote to transfer **Overlay and Excise Tax Balances** after year end to **Undesignated Fund Balance**.

Article 51: To see what action the Town wishes to take regarding **year-end balances** except those covered by State Law.

Selectmen recommend: **Lapse to Undesignated Fund Balance**
Budget Committee recommends: **Lapse to Undesignated Fund Balance**

Article 52: To see if the Town will vote to allow the Selectmen to use the **Capital Reserve Accounts** to meet the town's financial obligations should it become necessary in anticipation of taxes and to return the funds once the taxes are collected.

Article 53: To see if the Town will authorize the Board of Selectmen to enter into an Inter-local Agreement with the Towns of Leeds, Turner and Wales for providing local access television (WGLT TV 7) to these communities.

Article 54: To see if the Town will vote to authorize the Board of Selectmen to borrow funds in anticipation of taxes and to pay the interest and legal fees associated with such borrowing.

Article 55: To see if the Town will vote to authorize the Board of Selectmen and/or the Town Manager to apply for and accept State and Federal Grants and grants from non-profits organizations, donations or other revenues, on behalf of the Town for municipal purposes, including when necessary, the authority to sign grant contracts, documents and/or other paper work and accept the conditions that accompany grant funds, and to appropriate and expend grant funds and/or other funds for authorized purposes, as the Board of Selectmen deem in the best interest of the Town during the fiscal year July 1, 2024 through June 30, 2025.

Article 56: Shall the citizens of Greene amend the Ordinance entitled, **Greene Land Use Ordinance** to clarify, expand upon and define the ordinance?

Amendments to LUO 2024

Replace ~~strikeout~~ with Highlighted Text

Definitions

Per DEP Conditional Approval

DWELLING OR DWELLING UNIT- ~~A building or structure, or portion thereof used for residential purposes primarily as living quarters for one family, that includes provisions for living, sleeping, cooking, and eating.~~

A room or group of rooms designed and equipped exclusively for use as permanent, seasonal, or temporary living quarters for only one family at a time, and containing cooking, sleeping and toilet facilities. The term shall include mobile homes and rental units that contain cooking, sleeping, and toilet facilities regardless of the time period rented. Recreational vehicles are not residential dwelling units.

5-301.1.H.3 Typo correction

For major modifications, such as relocation of rights-of-way, changes in grade by more than one (1) percent, etc., the applicant shall submit to the Planning ~~and~~ board an amended application or review and approval.

5-102.10.G

Makes reference to non-existent section.

Replace "5-102.12" with "5-201"

G. Existing Private Streets: When an applicant is required to upgrade an existing private road in order to obtain a building permit, the applicant shall submit an application and sketch plan at an approximate scale of 1" = 50' or smaller. The plan shall cover the length from 50 feet beyond the furthest driveway to be located, the lot being created or the parent lot, whichever is further, to the nearest road that currently meets the standards contained in ~~5-102.12~~ 5-201. The submittal shall be in accordance with the other submittal requirements of this section and shall contain the following information.

Article 57: To see what sum, if any, the Town will vote to use to reduce the total Commitment.

| | REVENUES |
|---------------------------|-----------------------|
| Excise Taxes | 934,500.00 |
| Revenue Sharing | 627,081.00 |
| Tax Interest | 24,000.00 |
| Lien Costs | 4,200.00 |
| Projected Income | 24,180.00 |
| Homestead Reimbursement | 250,000.00 |
| Veterans Reimbursement | 3,000.00 |
| Tree Growth Reimbursement | 7,000.00 |
| Bete Reimbursement | 3,751.00 |
| Local Roads Assistance | 80,000.00 |
| Transfer Station | 26,500.00 |
| Total | \$1,984,212.00 |

Selectmen recommend: **\$1,984,212.00**
Budget Committee recommends: **\$1,984,212.00**


Article 58: To see if the Town will vote to authorize the municipal officers to accept a gift of the 60' x 22' building and its entire contents at 193 Main Street in Greene, Map/Lot 19-000-MCRON, currently owned by David, Erik, & Kirk Norman.


Note: Building and contents were previously part of the Barbara Sawyer Nelson Estate. Land is owned by the railroad so gift is building and entire contents only. The owner's intent is for the Greene Historical Society to use for historical purposes.

(Article 58 was added per Board of Selectmen vote on June 17, 2024, prior to the original warrant being posted that was signed on June 3, 2024)


Note: The Selectmen hereby give notice that the Registrar of Voters will hold office hours at the Greene Town Office on August 2, 2024, for the purpose of correcting the list of voters, from 1:00 o'clock in the afternoon until the polls close, and at the Greene Central School, the place of the meeting on Saturday August 3, 2024 from 8:30 o'clock in the morning until the closing of said meeting. ALL VOTERS WILL BE REQUIRED TO REGISTER AT THE DOOR OF TOWN MEETING.

Given under our hands this 17th day of June, 2024


John A. Spucy, Chairman


Sheldon Bubier

Amanda Leclerc


Kevin S. Mower


Mark Randall

Greene Board of Selectmen

A true copy of the Warrant, Attest: _____
Brent Armstrong, Resident

Return on the Warrant

Greene, Maine _____, 2024

Pursuant to the within warrant to me directed, I have notified and warned the inhabitants of said town, qualified as herein expressed, to meet at said time and place, and for the purposes therein named, by posting an attested copy of said warrant at Greene Municipal Office, A&A Hardware, Mower's Market, Brule's Auto, and Gowell's Shop & Save, in said town, being public and conspicuous places in said town, on the ____ day of _____, A.D., 2024, being at least seven days before the meeting.

Brent Armstrong, Resident Town of Greene
State of Maine Androscoggin, s.s

Then personally appeared before me the above-named Brent Armstrong, known to me and sworn that the representations set forth in the above Return of the Warrant are true of his own knowledge: and acknowledged the signature thereon to be his, and that he executed the Return of his own free will [and who signed the above return in my presence].

Date: _____

Carol Buzzell, Notary Public
My Commission expires October 7, 2027

Real Estate Tax List 2023

| Account | Name & Address | Land | Building | Exempt | Total | Tax |
|---------|------------------------------|---------|----------|---------|---------|----------|
| | 98 79 Route 202 | 65,400 | 97,000 | 0 | 162,400 | 2,890.72 |
| | 132 380 N HATCH HILL, LLC | 47,100 | 117,300 | 0 | 164,400 | 2,926.32 |
| | 61 39 SAUNDERS ROAD | 37,900 | 96,900 | 0 | 134,800 | 2,399.44 |
| | 1969 42 SUNSET LLC | 40,800 | 37,400 | 0 | 78,200 | 1,391.96 |
| | 1727 420 MAIN STREET LLC | 53,300 | 6,500 | 0 | 59,800 | 1,064.44 |
| | 1728 420 MAIN STREET LLC | 6,200 | 300 | 0 | 6,500 | 115.70 |
| | 2013 490 RT 202 LLC | 67,900 | 300,400 | 0 | 368,300 | 6,555.74 |
| | 2264 490 RT 202 LLC | 40,500 | 21,200 | 0 | 61,700 | 1,098.26 |
| | 2378 490 RT 202 LLC | 41,800 | 111,900 | 0 | 153,700 | 2,735.86 |
| | 616 490 RT 202 LLC | 31,500 | 20,700 | 0 | 52,200 | 929.16 |
| | 1081 ABEL, NICHOLAS A | 49,500 | 130,300 | 0 | 179,800 | 3,200.44 |
| | 139 ADAMS, WILLIAM R III | 50,900 | 132,000 | 22,500 | 160,400 | 2,855.12 |
| | 2345 ADDITON, ERROL F | 2,100 | 0 | 0 | 2,100 | 37.38 |
| | 1270 AKERS, RICHARD | 49,000 | 132,100 | 22,500 | 158,600 | 2,823.08 |
| | 1892 AKERS, WILLIAM I | 0 | 27,600 | 22,500 | 5,100 | 90.78 |
| | 1532 ALBERT LLC | 57,800 | 194,400 | 0 | 252,200 | 4,489.16 |
| | 790 ALBERT, MICHAEL | 40,700 | 136,800 | 22,500 | 155,000 | 2,759.00 |
| | 442 ALBERT, MICHAEL O | 65,800 | 127,800 | 22,500 | 171,100 | 3,045.58 |
| | 1249 ALESSIO, LEWIS | 66,400 | 150,800 | 22,500 | 194,700 | 3,465.66 |
| | 1254 ALESSIO, LEWIS | 49,100 | 20,900 | 0 | 70,000 | 1,246.00 |
| | 1750 ALLARD, DANIEL P | 48,500 | 134,100 | 22,500 | 160,100 | 2,849.78 |
| | 1434 ALLEN POND BEACH | 96,800 | 0 | 96,800 | 0 | 0.00 |
| | 1144 ALLEN POND IMP ASSOC | 5,000 | 0 | 5,000 | 0 | 0.00 |
| | 1944 ALLEN, GAGE C | 63,000 | 120,600 | 0 | 183,600 | 3,268.08 |
| | 1860 ALLEN, JOSEPH N JR | 82,000 | 113,000 | 0 | 195,000 | 3,471.00 |
| | 2237 ALLEN, KENNETH A | 46,800 | 107,700 | 27,900 | 126,600 | 2,253.48 |
| | 1432 ALLEN, MAYNARD (HEIRS) | 129,700 | 14,200 | 0 | 143,900 | 2,561.42 |
| | 444 ALLISON, ROBERT W | 47,200 | 168,900 | 22,500 | 193,600 | 3,446.08 |
| | 1354 ALMOND, JARVIS | 40,500 | 20,700 | 0 | 61,200 | 1,089.36 |
| | 781 ALMY, LISA M | 46,600 | 145,800 | 0 | 192,400 | 3,424.72 |
| | 426 ALTERNATIVE SERVICES, | 47,200 | 132,100 | 179,300 | 0 | 0.00 |
| | 185 ALVARADO, VALENTIN | 48,200 | 86,000 | 27,900 | 106,300 | 1,892.14 |
| | 2213 ANCTIL FAMILY TRUST | 46,900 | 123,200 | 22,500 | 147,600 | 2,627.28 |
| | 2274 ANCTIL, DAVID A | 52,200 | 138,500 | 22,500 | 168,200 | 2,993.96 |
| | 1427 ANCTIL, KAREN | 119,700 | 202,700 | 0 | 322,400 | 5,738.72 |
| | 385 ANDERSEN, SABRA | 46,700 | 223,500 | 0 | 270,200 | 4,809.56 |
| | 1112 ANDERSON, CARL P | 43,200 | 176,300 | 22,500 | 197,000 | 3,506.60 |
| | 489 ANDERSON, CHARLES M | 57,200 | 174,700 | 0 | 231,900 | 4,127.82 |
| | 2547 ANDERSON, NICHOLE L | 41,300 | 170,700 | 22,500 | 189,500 | 3,373.10 |
| | 1674 ANDREW, FRED M | 55,700 | 159,000 | 22,500 | 192,200 | 3,421.16 |
| | 1396 ANDROSCOGGIN AMISH | 3,100 | 0 | 0 | 3,100 | 55.18 |
| | 2172 ANDROSCOGGIN LAND TRUST | 2,000 | 0 | 2,000 | 0 | 0.00 |
| | 651 ANGELLO, KIMBERLY A | 47,600 | 192,300 | 22,500 | 217,400 | 3,869.72 |
| | 1140 ANNEAR, ETHAN & MEAGAN | 48,400 | 96,600 | 0 | 145,000 | 2,581.00 |
| | 682 ANNEAR, KELLY J | 46,200 | 93,100 | 22,500 | 116,800 | 2,079.04 |
| | 2537 ANTHONY, ARTHUR | 143,900 | 0 | 0 | 143,900 | 2,561.42 |
| | 1548 ANTIQUE DEPOT & TRADING | 8,200 | 12,400 | 0 | 20,600 | 366.68 |
| | 1540 AREL, DONALD M & CELINE | 68,400 | 386,200 | 0 | 454,600 | 8,091.88 |
| | 1550 AREL, SEAN | 800 | 0 | 0 | 800 | 14.24 |
| | 1552 AREL, SEAN | 52,200 | 60,000 | 0 | 112,200 | 1,997.16 |
| | 822 AREL, STEVE M | 42,200 | 142,600 | 22,500 | 162,300 | 2,888.94 |
| | 2211 ARMSTRONG, THERESA L | 40,800 | 193,100 | 22,500 | 211,400 | 3,762.92 |
| | 1127 ARTHUR, PATRICK S | 52,800 | 112,800 | 26,100 | 139,500 | 2,483.10 |
| | 595 ASSELIN, RICHARD R | 39,000 | 217,600 | 0 | 256,600 | 4,567.48 |
| | 597 ASSELIN, RICHARD R | 46,200 | 133,100 | 0 | 179,300 | 3,191.54 |

| Account | Name & Address | Land | Building | Exempt | Total | Tax |
|---------|-----------------------------|---------|----------|---------|---------|-----------|
| | 184 ATLANTIC PROPERTY | 52,600 | 65,900 | 0 | 118,500 | 2,109.30 |
| | 12 AUBURN PLAZA INC | 68,800 | 0 | 0 | 68,800 | 1,224.64 |
| | 1716 AUDET, SHERI L | 52,800 | 11,400 | 22,500 | 41,700 | 742.26 |
| | 1715 AUDET, THEODORE D | 53,700 | 129,600 | 0 | 183,300 | 3,262.74 |
| | 421 AUSTIN, JONATHAN | 63,500 | 154,500 | 0 | 218,000 | 3,880.40 |
| | 1222 AUSTIN, LARRY | 45,700 | 146,600 | 22,500 | 169,800 | 3,022.44 |
| | 314 AYER, JANICE A | 35,800 | 103,400 | 22,500 | 116,700 | 2,077.26 |
| | 494 B & B NR, LLC | 60,600 | 309,300 | 0 | 369,900 | 6,584.22 |
| | 1670 B & C INVESTMENT CORP | 79,700 | 580,100 | 0 | 659,800 | 11,744.44 |
| | 1535 BABBITT, MONIKA E | 40,200 | 82,600 | 27,900 | 94,900 | 1,689.22 |
| | 283 BANKS, DAVID C | 45,200 | 65,500 | 0 | 110,700 | 1,970.46 |
| | 1572 BAPTIST CHURCH OF | 69,000 | 542,300 | 611,300 | 0 | 0.00 |
| | 814 BARCELOU, ROBERT D | 44,900 | 106,100 | 22,500 | 128,500 | 2,287.30 |
| | 1134 BARIL, JOHN A | 47,600 | 97,200 | 22,500 | 122,300 | 2,176.94 |
| | 2655 BARIL, RACHEL A | 31,800 | 0 | 0 | 31,800 | 566.04 |
| | 2178 BARKER, TRACY L | 40,400 | 89,000 | 0 | 129,400 | 2,303.32 |
| | 910 BARKMAN, KIRK R | 166,600 | 250,000 | 0 | 416,600 | 7,415.48 |
| | 1918 BARKMAN, NANCY KIRK | 61,200 | 131,800 | 22,500 | 170,500 | 3,034.90 |
| | 1554 BARNA, JEFFREY M | 40,100 | 127,900 | 0 | 168,000 | 2,990.40 |
| | 1600 BARNARD, PAMELA J | 41,000 | 110,300 | 22,500 | 128,800 | 2,292.64 |
| | 1101 BARNES, GARY C | 39,400 | 102,700 | 22,500 | 119,600 | 2,128.88 |
| | 1568 BARRY, BRIAN D | 42,400 | 180,100 | 0 | 222,500 | 3,960.50 |
| | 1095 BATES, RODNEY L | 46,200 | 130,800 | 22,500 | 154,500 | 2,750.10 |
| | 780 BATES, SCOTT R | 46,300 | 145,600 | 22,500 | 169,400 | 3,015.32 |
| | 19 BATRON, KELLIE | 35,800 | 189,100 | 0 | 224,900 | 4,003.22 |
| | 2363 BATRON, KELLIE J | 42,700 | 36,900 | 0 | 79,600 | 1,416.88 |
| | 20 BATRON, KENNETH | 51,700 | 0 | 0 | 51,700 | 920.26 |
| | 1931 BAZINET, ROLAND | 41,100 | 153,500 | 22,500 | 172,100 | 3,063.38 |
| | 500 BEAL, CLAY | 1,800 | 0 | 0 | 1,800 | 32.04 |
| | 846 BEAM, STEPHEN J | 60,200 | 173,400 | 22,500 | 211,100 | 3,757.58 |
| | 2372 BEAUCHESNE, DAVID G | 14,200 | 10,600 | 0 | 24,800 | 441.44 |
| | 2367 BEAUCHESNE, DAVID G | 21,600 | 0 | 0 | 21,600 | 384.48 |
| | 580 BEAUDOIN, MICHAEL | 46,300 | 110,500 | 22,500 | 134,300 | 2,390.54 |
| | 1263 BEAULE, DAVID B | 49,900 | 228,000 | 0 | 277,900 | 4,946.62 |
| | 1262 BEAULE, RORY | 63,100 | 121,600 | 22,500 | 162,200 | 2,887.16 |
| | 1602 BEAULIEU, TRACI R | 41,000 | 152,900 | 22,500 | 171,400 | 3,050.92 |
| | 1088 BEAUPRE, ROBERT W | 47,300 | 116,100 | 0 | 163,400 | 2,908.52 |
| | 1143 BECKEY, ANGELA | 95,300 | 95,400 | 0 | 190,700 | 3,394.46 |
| | 1119 BECKEY, EVANGELISTA | 45,900 | 102,700 | 22,500 | 126,100 | 2,244.58 |
| | 2153 BECKEY, TIMOTHY | 0 | 2,700 | 0 | 2,700 | 48.06 |
| | 1133 BECKEY, TIMOTHY E | 41,700 | 100,500 | 22,500 | 119,700 | 2,130.66 |
| | 2653 BECKEY, TIMOTHY E | 20,800 | 11,400 | 0 | 32,200 | 573.16 |
| | 2642 BECKEY, TIMOTHY E | 122,500 | 0 | 0 | 122,500 | 2,180.50 |
| | 922 BEDFORD, DONALD | 45,000 | 101,500 | 22,500 | 124,000 | 2,207.20 |
| | 2151 BEDFORD, JEFFREY D | 52,000 | 75,800 | 22,500 | 105,300 | 1,874.34 |
| | 1201 BEDFORD, KELLY, AKA | 49,700 | 99,500 | 22,500 | 126,700 | 2,255.26 |
| | 952 BEGIN, GILBERT & RITA | 59,500 | 21,500 | 27,900 | 53,100 | 945.18 |
| | 425 BEGIN, JANINE M | 50,800 | 81,700 | 22,500 | 110,000 | 1,958.00 |
| | 953 BEGIN, JOHN | 0 | 40,700 | 0 | 40,700 | 724.46 |
| | 950 BEGIN, JOHN | 46,200 | 9,100 | 0 | 55,300 | 984.34 |
| | 1381 BEGIN, RANDY | 49,800 | 123,800 | 0 | 173,600 | 3,090.08 |
| | 2119 BELANGER, ANITA V LIFE | 33,200 | 0 | 0 | 33,200 | 590.96 |
| | 844 BELANGER, ANITA V LIFE | 52,500 | 114,200 | 5,400 | 161,300 | 2,871.14 |
| | 1515 BELANGER, MARC E & | 99,400 | 113,300 | 0 | 212,700 | 3,786.06 |
| | 532 BELANGER, RICHARD P | 58,200 | 146,700 | 22,500 | 182,400 | 3,246.72 |
| | 1610 BELISLE, JOHN M | 47,500 | 137,900 | 22,500 | 162,900 | 2,899.62 |
| | 1929 BELLEGARDE, PETER F | 46,800 | 163,100 | 22,500 | 187,400 | 3,335.72 |

| Account | Name & Address | Land | Building | Exempt | Total | Tax |
|---------|-----------------------------|---------|----------|--------|---------|----------|
| | 2407 BELLMORE, DANNY R | 47,400 | 208,400 | 0 | 255,800 | 4,553.24 |
| | 2025 BENNER, MELISSA W | 42,500 | 46,400 | 0 | 88,900 | 1,582.42 |
| | 751 BENNETT, JOHN J JR | 50,100 | 238,500 | 22,500 | 266,100 | 4,736.58 |
| | 812 BENNETT, MATTHEW | 48,900 | 94,000 | 0 | 142,900 | 2,543.62 |
| | 1637 BENSON, DEBORAH L | 42,500 | 85,800 | 22,500 | 105,800 | 1,883.24 |
| | 1223 BERGERON, KRYSTAL A | 45,000 | 92,100 | 0 | 137,100 | 2,440.38 |
| | 241 BERGERON, PAUL | 48,800 | 72,000 | 22,500 | 98,300 | 1,749.74 |
| | 2018 BERGERON, WILLIAM JR | 40,800 | 10,000 | 22,500 | 28,300 | 503.74 |
| | 1115 BERNARD, CHELSEA R | 47,700 | 104,100 | 0 | 151,800 | 2,702.04 |
| | 2088 BERNARD, MARK | 54,200 | 113,600 | 22,500 | 145,300 | 2,586.34 |
| | 2028 BERNARD, ROLAND R | 59,000 | 152,900 | 27,900 | 184,000 | 3,275.20 |
| | 1465 BERNATCHEZ, MARIE J | 81,200 | 44,800 | 0 | 126,000 | 2,242.80 |
| | 1290 BERNIER PROPERTIES LLC | 51,800 | 317,100 | 0 | 368,900 | 6,566.42 |
| | 2448 BERNIER, ADAM | 0 | 3,400 | 0 | 3,400 | 60.52 |
| | 2458 BERNIER, ADAM M | 43,100 | 203,100 | 22,500 | 223,700 | 3,981.86 |
| | 441 BERNIER, BRIAN B | 72,700 | 157,500 | 22,500 | 207,700 | 3,697.06 |
| | 1356 BERNIER, GEORGE A | 47,100 | 30,900 | 27,900 | 50,100 | 891.78 |
| | 1734 BERNIER, HENRY | 69,900 | 80,300 | 0 | 150,200 | 2,673.56 |
| | 1237 BERNIER, LORRY A | 46,400 | 103,900 | 0 | 150,300 | 2,675.34 |
| | 1166 BERNIER, NORMAN R | 52,700 | 191,300 | 22,500 | 221,500 | 3,942.70 |
| | 1160 BERNIER, ROBERT | 39,500 | 155,300 | 22,500 | 172,300 | 3,066.94 |
| | 1443 BERNIER, ROGER | 153,100 | 78,600 | 27,900 | 203,800 | 3,627.64 |
| | 2026 BERRY, CHET B | 49,800 | 44,300 | 22,500 | 71,600 | 1,274.48 |
| | 423 BERRY, KEVIN | 46,800 | 32,100 | 0 | 78,900 | 1,404.42 |
| | 2654 BERRY, KEVIN RICHARD | 28,000 | 0 | 0 | 28,000 | 498.40 |
| | 621 BERRY, TRAVIS D | 50,600 | 69,500 | 0 | 120,100 | 2,137.78 |
| | 520 BERUBE, ANTHONY | 45,400 | 68,200 | 22,500 | 91,100 | 1,621.58 |
| | 307 BERUBE, DENISE R | 0 | 16,600 | 0 | 16,600 | 295.48 |
| | 439 BERUBE, MEAGAN | 47,300 | 70,800 | 22,500 | 95,600 | 1,701.68 |
| | 2645 BERUBE, MICHAEL | 161,800 | 0 | 0 | 161,800 | 2,880.04 |
| | 577 BERUBE, NATHAN | 49,100 | 165,600 | 22,500 | 192,200 | 3,421.16 |
| | 113 BERUBE, ROBERT B | 46,800 | 209,300 | 22,500 | 233,600 | 4,158.08 |
| | 821 BERUBE, TIMOTHY W | 42,900 | 83,100 | 22,500 | 103,500 | 1,842.30 |
| | 52 BICKETT, HUGH P | 35,000 | 85,600 | 27,900 | 92,700 | 1,650.06 |
| | 53 BICKETT, HUGH P | 43,000 | 18,300 | 0 | 61,300 | 1,091.14 |
| | 977 BICKFORD, TONY K | 48,100 | 99,300 | 22,500 | 124,900 | 2,223.22 |
| | 1669 BIG G REALTY LLC | 62,200 | 111,100 | 0 | 173,300 | 3,084.74 |
| | 63 BILODEAU, DANIELLE M | 42,000 | 97,400 | 0 | 139,400 | 2,481.32 |
| | 2078 BILODEAU, ERIK F & | 42,600 | 168,900 | 0 | 211,500 | 3,764.70 |
| | 1973 BILODEAU, KATHLEEN R | 118,600 | 176,700 | 22,500 | 272,800 | 4,855.84 |
| | 2317 BILODEAU, KATHLEEN R | 32,900 | 0 | 0 | 32,900 | 585.62 |
| | 2208 BINETTE, COREY J | 46,500 | 222,600 | 0 | 269,100 | 4,789.98 |
| | 346 BIRNEY, BENJAMIN M | 46,800 | 115,800 | 0 | 162,600 | 2,894.28 |
| | 222 BIRON, MICHAEL | 40,800 | 108,100 | 22,500 | 126,400 | 2,249.92 |
| | 1172 BIRON, SHAWN M | 49,600 | 214,300 | 0 | 263,900 | 4,697.42 |
| | 62 BIRON, THOMAS | 39,200 | 87,900 | 0 | 127,100 | 2,262.38 |
| | 1644 BIRT, DYLAN R | 48,100 | 179,500 | 22,500 | 205,100 | 3,650.78 |
| | 2195 BISESTI, BRIANNA | 77,100 | 0 | 0 | 77,100 | 1,372.38 |
| | 2414 BISESTI, JAMES | 163,900 | 372,500 | 22,500 | 513,900 | 9,147.42 |
| | 2194 BISESTI, JAMES L | 77,100 | 0 | 0 | 77,100 | 1,372.38 |
| | 232 BISSON, NOAH RONALD | 37,900 | 86,300 | 0 | 124,200 | 2,210.76 |
| | 1360 BISSON, TOBY L | 49,800 | 158,500 | 22,500 | 185,800 | 3,307.24 |
| | 1373 BISSON, TOBY L | 54,000 | 7,400 | 0 | 61,400 | 1,092.92 |
| | 995 BISSONNETTE, MARCEL F | 42,800 | 55,700 | 22,500 | 76,000 | 1,352.80 |
| | 1541 BLACK TIE PROPERTIES, | 38,400 | 227,400 | 0 | 265,800 | 4,731.24 |
| | 2272 BLACKWOOD, ELISABETH | 94,000 | 0 | 0 | 94,000 | 1,673.20 |
| | 1368 BLAIR, RYAN J | 38,000 | 120,700 | 22,500 | 136,200 | 2,424.36 |

| Account | Name & Address | Land | Building | Exempt | Total | Tax |
|---------|----------------------------|---------|----------|--------|---------|-----------|
| | 2292 BLAIS, BEAU J | 47,000 | 237,300 | 0 | 284,300 | 5,060.54 |
| | 2021 BLAIS, GERARD JR | 46,200 | 264,700 | 0 | 310,900 | 5,534.02 |
| | 1308 BLAIS, MARIO EMILE | 62,500 | 156,600 | 22,500 | 196,600 | 3,499.48 |
| | 1043 BLAIS, PHILIP R | 46,200 | 130,200 | 22,500 | 153,900 | 2,739.42 |
| | 508 BLANCHARD, BRUCE A | 46,800 | 123,800 | 22,500 | 148,100 | 2,636.18 |
| | 703 BLANCHETTE, DENISE | 34,700 | 32,200 | 0 | 66,900 | 1,190.82 |
| | 1867 BLAZER, KEVIN | 600 | 0 | 0 | 600 | 10.68 |
| | 450 BLIER, RAYMOND N | 51,300 | 95,600 | 22,500 | 124,400 | 2,214.32 |
| | 1883 BOEHM, VICTORIA M | 41,500 | 30,000 | 0 | 71,500 | 1,272.70 |
| | 2415 BOKLEMAN, JOY ANN | 40,900 | 98,400 | 22,500 | 116,800 | 2,079.04 |
| | 2215 BOLDUC, GAETON | 43,100 | 164,500 | 22,500 | 185,100 | 3,294.78 |
| | 2015 BOLDUC, GAETON | 61,900 | 0 | 0 | 61,900 | 1,101.82 |
| | 981 BOLDUC, JOAN J | 54,000 | 48,600 | 22,500 | 80,100 | 1,425.78 |
| | 730 BOLDUC, MATTHEW D | 38,200 | 118,900 | 22,500 | 134,600 | 2,395.88 |
| | 729 BOLDUC, PATRICIA M | 42,000 | 60,100 | 27,900 | 74,200 | 1,320.76 |
| | 190 BOLDUC, RICHARD A | 39,700 | 90,200 | 27,900 | 102,000 | 1,815.60 |
| | 955 BONENFANT, NICHOLAS W | 1,400 | 0 | 0 | 1,400 | 24.92 |
| | 1991 BONENFANT, NICHOLAS W | 51,800 | 140,300 | 22,500 | 169,600 | 3,018.88 |
| | 1951 BOSSE, DAVID D | 61,600 | 247,300 | 22,500 | 286,400 | 5,097.92 |
| | 420 BOUCHARD, AMBER RAE | 44,300 | 83,800 | 0 | 128,100 | 2,280.18 |
| | 1236 BOUCHARD, REGINALD | 60,900 | 96,800 | 22,500 | 135,200 | 2,406.56 |
| | 1199 BOUCHARD, SUZANNE H | 164,300 | 202,600 | 27,900 | 339,000 | 6,034.20 |
| | 1747 BOUDROW, FRANCIS | 6,600 | 0 | 0 | 6,600 | 117.48 |
| | 2050 BOUDROW, FRANCIS | 61,000 | 53,800 | 0 | 114,800 | 2,043.44 |
| | 1624 BOUEGEOIS, DERRICK | 0 | 8,200 | 0 | 8,200 | 145.96 |
| | 2223 BOULET, MARK K | 62,400 | 165,700 | 22,500 | 205,600 | 3,659.68 |
| | 123 BOULET, RAYMOND R | 46,800 | 99,800 | 0 | 146,600 | 2,609.48 |
| | 481 BOULEY, MAURICE R | 57,200 | 210,400 | 22,500 | 245,100 | 4,362.78 |
| | 770 BOURGEOIS, RICHARD | 43,100 | 118,200 | 0 | 161,300 | 2,871.14 |
| | 1110 BOURGOIN, ROBERT A II | 29,400 | 1,700 | 0 | 31,100 | 553.58 |
| | 1291 BOWDEN, JEFFREY | 51,000 | 173,200 | 27,900 | 196,300 | 3,494.14 |
| | 1298 BOWDEN, JEFFREY G | 37,200 | 0 | 0 | 37,200 | 662.16 |
| | 1265 BOWE, TIMOTHY | 54,300 | 781,900 | 0 | 836,200 | 14,884.36 |
| | 2160 BOWER, MIKEL | 50,000 | 107,000 | 0 | 157,000 | 2,794.60 |
| | 706 BOWRING, KELLY L | 31,400 | 0 | 0 | 31,400 | 558.92 |
| | 2497 BOYD, DEBRA E | 56,900 | 209,800 | 22,500 | 244,200 | 4,346.76 |
| | 1050 BOYD, DOUGLAS | 118,300 | 0 | 0 | 118,300 | 2,105.74 |
| | 716 BOYD, DOUGLAS M | 55,900 | 315,200 | 22,500 | 348,600 | 6,205.08 |
| | 369 BOYD, MEGAN E | 49,100 | 68,500 | 22,500 | 95,100 | 1,692.78 |
| | 1545 BOYINGTON, BYRON L | 30,300 | 58,500 | 0 | 88,800 | 1,580.64 |
| | 2242 BRADBURY, DUSTIN | 57,000 | 220,600 | 0 | 277,600 | 4,941.28 |
| | 1921 BRADBURY, DUSTIN | 32,900 | 0 | 0 | 32,900 | 585.62 |
| | 2121 BRADBURY, NANCY | 47,700 | 108,500 | 22,500 | 133,700 | 2,379.86 |
| | 2222 BRADEEN, JOSEPH D | 24,100 | 195,800 | 22,500 | 197,400 | 3,513.72 |
| | 1247 BRADSTREET, JESSICA | 46,800 | 67,300 | 22,500 | 91,600 | 1,630.48 |
| | 1615 BRADSTREET, KEVIN A | 31,500 | 29,400 | 0 | 60,900 | 1,084.02 |
| | 2146 BRAGDON, NATALIE J | 51,500 | 161,300 | 22,500 | 190,300 | 3,387.34 |
| | 1340 BRAGG, GARY L | 50,800 | 107,400 | 22,500 | 135,700 | 2,415.46 |
| | 1454 BRAGG, KEITH J | 45,300 | 107,400 | 0 | 152,700 | 2,718.06 |
| | 1052 BRASSBRIDGE, CORY | 95,000 | 155,800 | 22,500 | 228,300 | 4,063.74 |
| | 1461 BRECK, CATHERINE & | 48,600 | 152,500 | 0 | 201,100 | 3,579.58 |
| | 2325 BREEDEN, JACQUELINE | 47,400 | 157,700 | 0 | 205,100 | 3,650.78 |
| | 2400 BRENNER, ROGER L & | 104,000 | 147,200 | 22,500 | 228,700 | 4,070.86 |
| | 1049 BRETON, GERARD P | 152,900 | 146,400 | 22,500 | 276,800 | 4,927.04 |
| | 807 BRETON, KATHY E | 47,500 | 62,600 | 0 | 110,100 | 1,959.78 |
| | 1587 BRETON, MARK D | 39,700 | 19,700 | 0 | 59,400 | 1,057.32 |
| | 2229 BRETON, TAMMIE | 47,800 | 248,100 | 22,500 | 273,400 | 4,866.52 |

| Account | Name & Address | Land | Building | Exempt | Total | Tax |
|---------|-------------------------|-----------|----------|--------|-----------|-----------|
| 1486 | BREWER, CLARE | 800 | 0 | 0 | 800 | 14.24 |
| 649 | BREWER, JANICE | 40,800 | 96,400 | 27,900 | 109,300 | 1,945.54 |
| 299 | BREWER, LISA | 0 | 8,600 | 8,600 | 0 | 0.00 |
| 640 | BREWER, RICHARD | 36,200 | 81,400 | 22,500 | 95,100 | 1,692.78 |
| 600 | BRIGGS, JOHNNY D | 45,000 | 72,100 | 0 | 117,100 | 2,084.38 |
| 477 | BRISSON, TODD C | 57,200 | 186,000 | 22,500 | 220,700 | 3,928.46 |
| 1861 | BROADBENT, FRANK W., JR | 61,900 | 38,100 | 0 | 100,000 | 1,780.00 |
| 1779 | BROBERG, EILEEN | 71,000 | 24,100 | 0 | 95,100 | 1,692.78 |
| 1650 | BROGNA, ANTHONY M | 40,500 | 60,500 | 22,500 | 78,500 | 1,397.30 |
| 1152 | BROOKE, GREGORY A | 49,000 | 151,500 | 0 | 200,500 | 3,568.90 |
| 2291 | BROOKFIELD RENEWABLE | 1,008,000 | 0 | 0 | 1,008,000 | 17,942.40 |
| 1719 | BROUSSEAU, DANA R | 55,100 | 100,500 | 0 | 155,600 | 2,769.68 |
| 784 | BROWN, BRIAN C | 47,000 | 200,000 | 22,500 | 224,500 | 3,996.10 |
| 810 | BROWN, CHARLES E JR | 47,700 | 119,000 | 0 | 166,700 | 2,967.26 |
| 1754 | BROWN, ERIC L | 47,400 | 62,500 | 0 | 109,900 | 1,956.22 |
| 1232 | BROWN, JOSEPH | 40,800 | 108,400 | 22,500 | 126,700 | 2,255.26 |
| 7 | BROWN, ROBERT M | 182,300 | 126,300 | 22,500 | 286,100 | 5,092.58 |
| 1412 | BROWN, SARAH E | 39,400 | 0 | 0 | 39,400 | 701.32 |
| 1413 | BROWN, SARAH E | 137,400 | 43,800 | 0 | 181,200 | 3,225.36 |
| 1416 | BROWN, SARAH E | 22,500 | 0 | 0 | 22,500 | 400.50 |
| 1692 | BROWN, STEVEN C , TRUST | 125,700 | 115,300 | 22,500 | 218,500 | 3,889.30 |
| 227 | BRULE, DAVID J | 40,800 | 115,100 | 22,500 | 133,400 | 2,374.52 |
| 2138 | BRULE, PHILIP L TRUSTEE | 56,600 | 0 | 0 | 56,600 | 1,007.48 |
| 2301 | BRULE, PHILIP TRUSTEES | 42,600 | 0 | 0 | 42,600 | 758.28 |
| 328 | BRULE, RAYMOND L | 45,500 | 156,600 | 22,500 | 179,600 | 3,196.88 |
| 565 | BRUNO, MARTIN REVOCABLE | 48,100 | 128,000 | 22,500 | 153,600 | 2,734.08 |
| 1085 | BRYANT, DAVID W | 45,200 | 226,200 | 0 | 271,400 | 4,830.92 |
| 1346 | BUBIER CONTRUCTION, INC | 89,600 | 2,200 | 0 | 91,800 | 1,634.04 |
| 2107 | BUBIER, BARBARA C | 16,200 | 0 | 0 | 16,200 | 288.36 |
| 2609 | BUBIER, DARCEY T | 64,300 | 314,400 | 22,500 | 356,200 | 6,340.36 |
| 2658 | BUBIER, EARL N JR | 40,100 | 0 | 0 | 40,100 | 713.78 |
| 2244 | BUBIER, EARLE JR | 52,400 | 244,400 | 22,500 | 274,300 | 4,882.54 |
| 1633 | BUBIER, EARLE JR | 43,800 | 62,000 | 0 | 105,800 | 1,883.24 |
| 851 | BUBIER, EARLE JR | 73,900 | 0 | 0 | 73,900 | 1,315.42 |
| 904 | BUBIER, EARLE JR | 5,400 | 0 | 0 | 5,400 | 96.12 |
| 650 | BUBIER, GERALD | 10,100 | 0 | 0 | 10,100 | 179.78 |
| 554 | BUBIER, GERALD A | 55,900 | 135,300 | 22,500 | 168,700 | 3,002.86 |
| 968 | BUBIER, GLENICE F | 65,400 | 142,900 | 22,500 | 185,800 | 3,307.24 |
| 961 | BUBIER, GLENICE F | 24,900 | 0 | 0 | 24,900 | 443.22 |
| 966 | BUBIER, GLENICE F | 42,800 | 29,800 | 0 | 72,600 | 1,292.28 |
| 2139 | BUBIER, GLENICE F | 63,100 | 0 | 0 | 63,100 | 1,123.18 |
| 1302 | BUBIER, JAMIE ROSE | 50,100 | 49,600 | 0 | 99,700 | 1,774.66 |
| 588 | BUBIER, JUDITH A | 45,800 | 0 | 0 | 45,800 | 815.24 |
| 1383 | BUBIER, MELINDA S | 27,500 | 0 | 0 | 27,500 | 489.50 |
| 1385 | BUBIER, RANDY I | 7,700 | 0 | 0 | 7,700 | 137.06 |
| 1543 | BUBIER, RANDY I | 47,700 | 112,500 | 22,500 | 137,700 | 2,451.06 |
| 562 | BUBIER, SANDRA | 131,700 | 62,700 | 22,500 | 171,900 | 3,059.82 |
| 927 | BUBIER, SCOTT E | 38,300 | 11,300 | 22,500 | 27,100 | 482.38 |
| 926 | BUBIER, SHELDON E | 38,300 | 36,800 | 22,500 | 52,600 | 936.28 |
| 398 | BUBIER, SHELDON E | 60,300 | 74,800 | 0 | 135,100 | 2,404.78 |
| 587 | BUBIER, STANLEY E | 44,300 | 3,900 | 0 | 48,200 | 857.96 |
| 1534 | BUBIER, STANLEY E JR | 46,600 | 94,400 | 22,500 | 118,500 | 2,109.30 |
| 2576 | BUBIER, STANLEY E JR | 41,300 | 0 | 0 | 41,300 | 735.14 |
| 1627 | BUBIER, TOBIE S | 38,900 | 40,100 | 22,500 | 56,500 | 1,005.70 |
| 971 | BUBIER, WAYNE A | 800 | 0 | 0 | 800 | 14.24 |
| 978 | BUBIER, WAYNE A | 47,300 | 23,100 | 0 | 70,400 | 1,253.12 |
| 979 | BUBIER, WAYNE A | 34,500 | 0 | 0 | 34,500 | 614.10 |

| Account | Name & Address | Land | Building | Exempt | Total | Tax |
|---------|------------------------------|---------|----------|--------|---------|----------|
| | 982 BUBIER, WAYNE A & | 58,900 | 102,500 | 22,500 | 138,900 | 2,472.42 |
| | 358 BUBLAK, CLAY | 89,300 | 205,900 | 22,500 | 272,700 | 4,854.06 |
| | 91 BUCCIANINI, CARL TRUST | 51,200 | 209,600 | 22,500 | 238,300 | 4,241.74 |
| | 1086 BUCKINGHAM, JARED M | 45,700 | 104,900 | 22,500 | 128,100 | 2,280.18 |
| | 1073 BUDEK, THOMAS | 46,500 | 27,900 | 0 | 74,400 | 1,324.32 |
| | 1075 BUILT RITE, LLC | 31,900 | 0 | 0 | 31,900 | 567.82 |
| | 1038 BULL RUN STORAGE INC | 118,000 | 312,000 | 0 | 430,000 | 7,654.00 |
| | 1748 BULLARD, EDMUND H | 43,700 | 65,700 | 27,900 | 81,500 | 1,450.70 |
| | 2004 BUREAU, DIANE | 0 | 26,400 | 0 | 26,400 | 469.92 |
| | 748 BUREAU, MICHAEL J | 46,200 | 53,900 | 22,500 | 77,600 | 1,381.28 |
| | 733 BURGESS, CHERYL | 88,800 | 71,400 | 0 | 160,200 | 2,851.56 |
| | 763 BURGESS, DAVID A | 41,800 | 125,900 | 22,500 | 145,200 | 2,584.56 |
| | 1248 BURGESS, MARK | 90,800 | 112,600 | 22,500 | 180,900 | 3,220.02 |
| | 1251 BURGESS, MARK W | 46,500 | 39,400 | 0 | 85,900 | 1,529.02 |
| | 1585 BURGESS, MARK W | 37,600 | 25,100 | 0 | 62,700 | 1,116.06 |
| | 2238 BURGESS, MARK W | 28,300 | 0 | 0 | 28,300 | 503.74 |
| | 2482 BURGESS, ROSEMARY A | 48,600 | 114,600 | 0 | 163,200 | 2,904.96 |
| | 349 BURNHAM, ERNEST D | 43,900 | 31,700 | 0 | 75,600 | 1,345.68 |
| | 835 BURNHAM, MATTHEW P JR | 47,000 | 82,000 | 22,500 | 106,500 | 1,895.70 |
| | 1060 BUSBY, GUILBERT J | 58,000 | 101,200 | 27,900 | 131,300 | 2,337.14 |
| | 2353 BUSSIERE, ANTHONY P | 47,300 | 179,800 | 22,500 | 204,600 | 3,641.88 |
| | 175 BUSSIERE, KYLE | 51,200 | 138,900 | 0 | 190,100 | 3,383.78 |
| | 634 BUSSIERE, PAUL R | 42,200 | 165,600 | 22,500 | 185,300 | 3,298.34 |
| | 1504 BUSSIERE, ROBERT R | 73,500 | 18,000 | 0 | 91,500 | 1,628.70 |
| | 1893 BUTEAU, LISA | 0 | 23,200 | 22,500 | 700 | 12.46 |
| | 2177 BUTKEVICIUS, JENNIFER A | 47,900 | 117,500 | 0 | 165,400 | 2,944.12 |
| | 153 BUTKEVICIUS, KATHLEEN L | 48,100 | 88,800 | 0 | 136,900 | 2,436.82 |
| | 787 BUTTS, RICHARD B | 46,600 | 124,600 | 27,900 | 143,300 | 2,550.74 |
| | 90 BUZZELL, GARY W | 158,500 | 225,400 | 22,500 | 361,400 | 6,432.92 |
| | 967 BUZZELL, JAYSON | 48,700 | 91,000 | 22,500 | 117,200 | 2,086.16 |
| | 924 BUZZELL, JAYSON | 29,000 | 0 | 0 | 29,000 | 516.20 |
| | 2597 BUZZELL, MERTON | 38,600 | 0 | 0 | 38,600 | 687.08 |
| | 1137 CABRAL, BRUCE A | 52,200 | 154,400 | 22,500 | 184,100 | 3,276.98 |
| | 1033 CADMAN, DAVID | 47,900 | 153,900 | 22,500 | 179,300 | 3,191.54 |
| | 778 CALDWELL, CHRISTOPHER | 183,200 | 60,900 | 0 | 244,100 | 4,344.98 |
| | 1288 CAMIC, KRISTEN L | 36,400 | 0 | 0 | 36,400 | 647.92 |
| | 2303 CAMIC, STANLEY J | 88,900 | 338,200 | 22,500 | 404,600 | 7,201.88 |
| | 97 CAMIC, STANLEY J | 46,100 | 86,600 | 0 | 132,700 | 2,362.06 |
| | 256 CAMIRE, JOHN | 51,100 | 44,600 | 22,500 | 73,200 | 1,302.96 |
| | 2262 CAMIRE, JUSTIN | 0 | 14,600 | 0 | 14,600 | 259.88 |
| | 2487 CAMIRE, JUSTIN J | 45,900 | 2,600 | 0 | 48,500 | 863.30 |
| | 1562 CAMIRE, RICHARD A | 47,400 | 137,700 | 22,500 | 162,600 | 2,894.28 |
| | 1318 CAMIRE, RICHARD H | 45,200 | 109,100 | 22,500 | 131,800 | 2,346.04 |
| | 2339 CAMPBELL, JESSICA A | 47,100 | 128,900 | 22,500 | 153,500 | 2,732.30 |
| | 2221 CAMPBELL, LYNN P | 61,900 | 274,100 | 0 | 336,000 | 5,980.80 |
| | 1284 CAMPBELL, MARK D | 64,100 | 105,100 | 22,500 | 146,700 | 2,611.26 |
| | 771 CANNELL, VICKI B | 83,200 | 78,100 | 0 | 161,300 | 2,871.14 |
| | 2051 CANTIN, MATHEW R | 47,700 | 117,100 | 0 | 164,800 | 2,933.44 |
| | 956 CAPORASO, PATRICK C | 59,600 | 18,400 | 27,900 | 50,100 | 891.78 |
| | 1239 CAPPONI, PAULETTE D | 104,500 | 195,900 | 22,500 | 277,900 | 4,946.62 |
| | 549 CAREY, JAMES E | 46,100 | 141,700 | 0 | 187,800 | 3,342.84 |
| | 480 CAREY, JENNIFER ANN & | 57,200 | 378,900 | 22,500 | 413,600 | 7,362.08 |
| | 2402 CAREY, PAULINE A LIVING | 56,900 | 441,800 | 22,500 | 476,200 | 8,476.36 |
| | 2430 CARLISLE, BROC & MORGEN | 46,600 | 264,600 | 22,500 | 288,700 | 5,138.86 |
| | 1885 CARLOS & RODSALVA | 92,900 | 168,800 | 0 | 261,700 | 4,658.26 |
| | 1180 CARNEY, CARMEN (ESTATE) | 40,500 | 24,100 | 22,500 | 42,100 | 749.38 |
| | 1527 CARON, CHRISTINE C | 3,600 | 0 | 0 | 3,600 | 64.08 |

| Account | Name & Address | Land | Building | Exempt | Total | Tax |
|---------|-------------------------|------------|----------|--------|------------|------------|
| 1528 | CARON, CHRISTINE C | 45,200 | 71,300 | 22,500 | 94,000 | 1,673.20 |
| 273 | CARON, CONRAD L | 61,500 | 214,100 | 27,900 | 247,700 | 4,409.06 |
| 2356 | CARON, ELIZABETH M | 54,100 | 211,700 | 22,500 | 243,300 | 4,330.74 |
| 1826 | CARON, FERNAND D | 53,300 | 79,800 | 22,500 | 110,600 | 1,968.68 |
| 2226 | CARPENTER, MARK | 64,200 | 212,900 | 22,500 | 254,600 | 4,531.88 |
| 677 | CARR, STEPHEN B | 46,000 | 83,600 | 22,500 | 107,100 | 1,906.38 |
| 1380 | CARRIER, GIL | 44,300 | 190,200 | 22,500 | 212,000 | 3,773.60 |
| 1090 | CARROZZA, DEANNA M | 79,900 | 125,700 | 22,500 | 183,100 | 3,259.18 |
| 704 | CARTER, DAVID E | 42,800 | 87,500 | 27,900 | 102,400 | 1,822.72 |
| 293 | CAR-TY DEVELOPMENT LLC | 238,000 | 37,200 | 0 | 275,200 | 4,898.56 |
| 333 | CAR-TY DEVELOPMENT, LLC | 47,700 | 4,300 | 0 | 52,000 | 925.60 |
| 330 | CAR-TY DEVELOPMENT, LLC | 44,500 | 141,800 | 0 | 186,300 | 3,316.14 |
| 516 | CAR-TY DEVELOPMENT, LLC | 80,800 | 56,400 | 0 | 137,200 | 2,442.16 |
| 1463 | CASAVANT, MARC & | 3,800 | 0 | 0 | 3,800 | 67.64 |
| 743 | CASAVANT, MARC D 1/2 | 66,800 | 0 | 0 | 66,800 | 1,189.04 |
| 744 | CASAVANT, RICHARD P | 30,400 | 4,000 | 0 | 34,400 | 612.32 |
| 528 | CASTLEBERRY, DONNA | 46,300 | 102,700 | 22,500 | 126,500 | 2,251.70 |
| 756 | CASTONGUAY, GERALD | 46,400 | 109,600 | 0 | 156,000 | 2,776.80 |
| 801 | CASTONGUAY, JESSIE | 54,500 | 59,100 | 0 | 113,600 | 2,022.08 |
| 370 | CAUX, GEORGETTE | 56,500 | 220,700 | 22,500 | 254,700 | 4,533.66 |
| 951 | CEDRE, VERONICA | 49,500 | 63,200 | 22,500 | 90,200 | 1,605.56 |
| 1079 | CENTRA, WILLIAM | 54,200 | 82,300 | 22,500 | 114,000 | 2,029.20 |
| 2561 | CENTRAL MAINE POWER | 270,000 | 0 | 0 | 270,000 | 4,806.00 |
| 1877 | CENTRAL MAINE POWER | 15,367,800 | 0 | 0 | 15,367,800 | 273,546.84 |
| 1943 | CENTRAL MAINE POWER | 57,900 | 0 | 0 | 57,900 | 1,030.62 |
| 960 | CHABOT, DAVID D | 69,400 | 0 | 0 | 69,400 | 1,235.32 |
| 963 | CHABOT, DAVID D | 32,400 | 0 | 0 | 32,400 | 576.72 |
| 405 | CHABOT, DAVID D | 64,100 | 314,800 | 22,500 | 356,400 | 6,343.92 |
| 574 | CHABOT, MISSY B | 49,100 | 115,100 | 0 | 164,200 | 2,922.76 |
| 1012 | CHABOT, PAUL | 57,100 | 155,500 | 22,500 | 190,100 | 3,383.78 |
| 2374 | CHABOT, PAUL | 42,000 | 0 | 0 | 42,000 | 747.60 |
| 2256 | CHABOT, PAUL J | 53,700 | 0 | 0 | 53,700 | 955.86 |
| 2258 | CHABOT, PAUL J | 50,200 | 0 | 0 | 50,200 | 893.56 |
| 2260 | CHABOT, PAUL J | 49,100 | 0 | 0 | 49,100 | 873.98 |
| 965 | CHABOT, PAUL J | 41,200 | 5,100 | 0 | 46,300 | 824.14 |
| 954 | CHABOT, PAUL J | 22,100 | 0 | 0 | 22,100 | 393.38 |
| 959 | CHABOT, PAUL J | 83,900 | 0 | 0 | 83,900 | 1,493.42 |
| 2126 | CHADBURN, LINDA L | 40,800 | 89,100 | 22,500 | 107,400 | 1,911.72 |
| 697 | CHAISSON, DAVID W | 46,400 | 96,300 | 22,500 | 120,200 | 2,139.56 |
| 1359 | CHAMBERLAND, MARCEL J | 44,600 | 76,200 | 22,500 | 98,300 | 1,749.74 |
| 1259 | CHAMPAGNE, DONALD | 40,800 | 2,100 | 0 | 42,900 | 763.62 |
| 1485 | CHAMPAGNE, LIONEL R | 31,500 | 0 | 0 | 31,500 | 560.70 |
| 1903 | CHAMPAGNE, LIONEL R | 47,500 | 106,000 | 22,500 | 131,000 | 2,331.80 |
| 1168 | CHAMPOUX, REALTY LLC | 52,400 | 25,500 | 0 | 77,900 | 1,386.62 |
| 2192 | CHANDONNET, GREG | 46,800 | 200,200 | 22,500 | 224,500 | 3,996.10 |
| 2488 | CHANDONNET, GREG M | 54,600 | 102,800 | 0 | 157,400 | 2,801.72 |
| 798 | CHAREST, GARY G | 45,000 | 104,400 | 22,500 | 126,900 | 2,258.82 |
| 1655 | CHAREST, JOSHUA R | 48,600 | 99,400 | 22,500 | 125,500 | 2,233.90 |
| 38 | CHARLES, STEVEN J | 45,900 | 169,400 | 22,500 | 192,800 | 3,431.84 |
| 1011 | CHARPENTIER, RANDALL B | 52,700 | 145,100 | 22,500 | 175,300 | 3,120.34 |
| 1773 | CHARRON, MARC S | 50,800 | 64,100 | 22,500 | 92,400 | 1,644.72 |
| 173 | CHASE, LEONARD D | 52,900 | 155,900 | 22,500 | 186,300 | 3,316.14 |
| 189 | CHASSE, MARCEL M | 46,100 | 121,400 | 27,900 | 139,600 | 2,484.88 |
| 775 | CHATEAUVERT, BRIAN S. | 40,000 | 98,300 | 0 | 138,300 | 2,461.74 |
| 179 | CHATEAUVERT, GLENN E | 70,200 | 233,200 | 22,500 | 280,900 | 5,000.02 |
| 180 | CHATEAUVERT, JUDITH | 32,900 | 100,900 | 22,500 | 111,300 | 1,981.14 |
| 1277 | CHEN, JUDY | 53,500 | 252,600 | 0 | 306,100 | 5,448.58 |

| Account | Name & Address | Land | Building | Exempt | Total | Tax |
|---------|---------------------------|---------|----------|--------|---------|----------|
| | 86 CHENEY, HERBERT R & | 60,000 | 181,600 | 0 | 241,600 | 4,300.48 |
| | 2651 CHENEY, HERBERT R & | 52,100 | 0 | 0 | 52,100 | 927.38 |
| | 2081 CHERVENAK, EDWARD | 45,500 | 0 | 0 | 45,500 | 809.90 |
| | 2390 CHIASSON, ALAN M | 47,700 | 180,800 | 22,500 | 206,000 | 3,666.80 |
| | 1311 CHILD, KEVIN N | 47,200 | 154,800 | 22,500 | 179,500 | 3,195.10 |
| | 2284 CHILD, MARY ANN | 68,500 | 0 | 0 | 68,500 | 1,219.30 |
| | 2476 CHILD, TODD D | 46,500 | 151,000 | 0 | 197,500 | 3,515.50 |
| | 2591 CHILD, TODD D | 31,500 | 0 | 0 | 31,500 | 560.70 |
| | 2087 CHILDS, JOHN W | 42,400 | 26,800 | 0 | 69,200 | 1,231.76 |
| | 1286 CHILDS, JOHN W | 42,200 | 64,900 | 0 | 107,100 | 1,906.38 |
| | 598 CHOUINARD, LEA | 42,600 | 424,200 | 22,500 | 444,300 | 7,908.54 |
| | 1933 CHOUINARD, MICHAEL M | 45,600 | 132,400 | 22,500 | 155,500 | 2,767.90 |
| | 1078 CHOUINARD, TIMOTHY | 59,000 | 191,600 | 22,500 | 228,100 | 4,060.18 |
| | 1077 CHOUINARD, TINA M | 42,700 | 139,600 | 22,500 | 159,800 | 2,844.44 |
| | 393 CHRISTMAN, MARK J | 70,900 | 93,800 | 22,500 | 142,200 | 2,531.16 |
| | 338 CRISTOFORO, MEMARIE D | 44,000 | 73,000 | 22,500 | 94,500 | 1,682.10 |
| | 340 CRISTOFORO, MEMARIE D | 600 | 0 | 0 | 600 | 10.68 |
| | 49 CLARK, AUGUSTUS C | 47,400 | 93,800 | 22,500 | 118,700 | 2,112.86 |
| | 432 CLARK, BRENT J | 45,300 | 41,200 | 22,500 | 64,000 | 1,139.20 |
| | 447 CLARK, BRUCE J JR | 48,100 | 116,900 | 22,500 | 142,500 | 2,536.50 |
| | 1400 CLARK, BRUCE J SR & | 108,500 | 77,400 | 0 | 185,900 | 3,309.02 |
| | 625 CLARK, FOREST | 44,600 | 183,200 | 22,500 | 205,300 | 3,654.34 |
| | 1984 CLARK, JEFFREY L | 52,400 | 125,000 | 0 | 177,400 | 3,157.72 |
| | 1599 CLARK, NEAL A | 30,800 | 62,500 | 22,500 | 70,800 | 1,260.24 |
| | 896 CLARK, RICHARD | 35,400 | 124,800 | 22,500 | 137,700 | 2,451.06 |
| | 898 CLARK, SHARON | 29,700 | 78,500 | 0 | 108,200 | 1,925.96 |
| | 617 CLARKE, RUTH M | 36,300 | 44,300 | 22,500 | 58,100 | 1,034.18 |
| | 503 CLARRAGE, MAXWELL R | 37,700 | 100,600 | 0 | 138,300 | 2,461.74 |
| | 28 CLAVET, LUCIEN H | 15,100 | 0 | 0 | 15,100 | 268.78 |
| | 30 CLAVET, LUCIEN H | 25,500 | 0 | 0 | 25,500 | 453.90 |
| | 1559 CLAVET, RICKY B | 42,000 | 93,000 | 0 | 135,000 | 2,403.00 |
| | 2361 CLEMENTS-DALLAIRE, | 108,600 | 177,900 | 22,500 | 264,000 | 4,699.20 |
| | 84 CLIMACO, MARIA | 33,300 | 99,200 | 0 | 132,500 | 2,358.50 |
| | 1733 CLOUGH, MICHAEL | 46,700 | 44,100 | 0 | 90,800 | 1,616.24 |
| | 762 CLOUTIER, CHARLES | 67,400 | 500 | 0 | 67,900 | 1,208.62 |
| | 760 CLOUTIER, CHARLES E | 48,600 | 109,500 | 22,500 | 135,600 | 2,413.68 |
| | 757 CLOUTIER, CLAIRE G & | 43,500 | 90,900 | 22,500 | 111,900 | 1,991.82 |
| | 1132 CLOUTIER, CLAUDE M | 42,900 | 128,000 | 22,500 | 148,400 | 2,641.52 |
| | 454 CLOUTIER, DANIEL | 46,600 | 36,500 | 22,500 | 60,600 | 1,078.68 |
| | 758 CLOUTIER, DAVID | 44,300 | 113,600 | 22,500 | 135,400 | 2,410.12 |
| | 1723 CLOUTIER, DAVID B | 60,300 | 101,500 | 22,500 | 139,300 | 2,479.54 |
| | 755 CLOUTIER, JAMES O | 30,800 | 93,000 | 22,500 | 101,300 | 1,803.14 |
| | 590 CLOUTIER, JEAN MARC | 46,200 | 128,000 | 22,500 | 151,700 | 2,700.26 |
| | 761 CLOUTIER, JOE B | 67,800 | 154,900 | 22,500 | 200,200 | 3,563.56 |
| | 754 CLOUTIER, JOE B | 41,300 | 0 | 0 | 41,300 | 735.14 |
| | 742 CLOUTIER, JOE B | 30,000 | 0 | 0 | 30,000 | 534.00 |
| | 1305 CLOUTIER, LORENZO | 45,800 | 108,000 | 22,500 | 131,300 | 2,337.14 |
| | 1975 CLOUTIER, LORENZO R | 41,100 | 22,800 | 22,500 | 41,400 | 736.92 |
| | 2096 CLOUTIER, MELISSA | 40,700 | 96,000 | 22,500 | 114,200 | 2,032.76 |
| | 1582 CLOUTIER, PETER R | 43,500 | 156,800 | 22,500 | 177,800 | 3,164.84 |
| | 638 CLUKEY, RHONDA M | 37,200 | 76,800 | 22,500 | 91,500 | 1,628.70 |
| | 686 COADY, DAVID T | 60,500 | 104,500 | 22,500 | 142,500 | 2,536.50 |
| | 1780 COADY, JAMES W | 53,600 | 95,200 | 0 | 148,800 | 2,648.64 |
| | 2324 COADY, JOSEPH D | 36,200 | 0 | 0 | 36,200 | 644.36 |
| | 2536 COADY, JOSEPH D | 55,700 | 141,200 | 22,500 | 174,400 | 3,104.32 |
| | 1795 COBURN, ROYCE E | 99,300 | 116,600 | 22,500 | 193,400 | 3,442.52 |
| | 1940 COBURN, TRACY LA | 61,900 | 172,000 | 22,500 | 211,400 | 3,762.92 |

| Account | Name & Address | Land | Building | Exempt | Total | Tax |
|---------|------------------------------|---------|----------|--------|---------|----------|
| | 884 COCHRAN, ALONZO B & | 44,600 | 31,000 | 0 | 75,600 | 1,345.68 |
| | 431 COCHRAN, MARC B & | 60,400 | 351,800 | 22,500 | 389,700 | 6,936.66 |
| | 470 COLEMAN, JOSEPH F | 46,900 | 168,200 | 22,500 | 192,600 | 3,428.28 |
| | 2556 COLEMAN, MALORIE K | 54,100 | 238,300 | 22,500 | 269,900 | 4,804.22 |
| | 2269 COLEMAN, STEVEN J | 47,000 | 142,800 | 0 | 189,800 | 3,378.44 |
| | 1986 COLLINS, ALAN L | 58,600 | 109,700 | 0 | 168,300 | 2,995.74 |
| | 631 COLLINS, BRIAN K | 54,200 | 169,000 | 22,500 | 200,700 | 3,572.46 |
| | 1564 COLLINS, CLAIRE P | 45,000 | 104,800 | 27,900 | 121,900 | 2,169.82 |
| | 1574 COLLINS, CLAIRE P | 2,300 | 0 | 0 | 2,300 | 40.94 |
| | 912 COLLINS, EDWARD P III | 26,700 | 61,100 | 0 | 87,800 | 1,562.84 |
| | 1335 COLLINS, LARRY | 56,800 | 39,700 | 27,900 | 68,600 | 1,221.08 |
| | 1570 COMEAU, KEITH A | 45,500 | 99,900 | 22,500 | 122,900 | 2,187.62 |
| | 129 COMMERCIAL TRADESMAN | 55,900 | 0 | 0 | 55,900 | 995.02 |
| | 581 COMMERCIAL TRADESMAN | 50,300 | 475,600 | 0 | 525,900 | 9,361.02 |
| | 89 COMMERCIAL TRADESMAN | 44,000 | 339,100 | 0 | 383,100 | 6,819.18 |
| | 2600 COMMUNITY CONCEPTS | 31,900 | 0 | 0 | 31,900 | 567.82 |
| | 1150 COMMUNITY SERVICE | 0 | 12,600 | 0 | 12,600 | 224.28 |
| | 1603 COMMUNITY SERVICE | 14,200 | 100,200 | 0 | 114,400 | 2,036.32 |
| | 1324 CONRAD, JAMES & DEBORAH | 55,000 | 154,100 | 0 | 209,100 | 3,721.98 |
| | 1230 CONSALVO, ANGELA A | 40,800 | 18,700 | 22,500 | 37,000 | 658.60 |
| | 1722 COOMBS, KELLIE A | 53,100 | 82,900 | 0 | 136,000 | 2,420.80 |
| | 2544 CORMIER, CHRISTOPHER, | 36,700 | 0 | 0 | 36,700 | 653.26 |
| | 308 CORMIER, HENRY | 0 | 23,000 | 22,500 | 500 | 8.90 |
| | 2275 CORMIER, SHANE | 48,000 | 157,900 | 22,500 | 183,400 | 3,264.52 |
| | 870 COSSEY, DESIREE & ROY | 37,900 | 86,400 | 0 | 124,300 | 2,212.54 |
| | 400 COTE, BERTRAND E | 50,200 | 174,100 | 27,900 | 196,400 | 3,495.92 |
| | 1763 COTE, CAROLINE | 57,300 | 43,200 | 0 | 100,500 | 1,788.90 |
| | 847 COTE, MAURICE | 41,800 | 105,700 | 27,900 | 119,600 | 2,128.88 |
| | 1597 COTE, RODNEY W & | 32,200 | 161,500 | 22,500 | 171,200 | 3,047.36 |
| | 258 COTE, RONALD | 55,200 | 89,800 | 27,900 | 117,100 | 2,084.38 |
| | 2368 COTNOIR, MATTHEW R | 47,800 | 192,100 | 0 | 239,900 | 4,270.22 |
| | 152 COTY, ROL ORIANNE | 48,200 | 76,200 | 22,500 | 101,900 | 1,813.82 |
| | 2033 COUILLARD, JOHN M | 42,700 | 87,700 | 0 | 130,400 | 2,321.12 |
| | 121 COUILLARD, PHILIPPE R | 52,200 | 32,800 | 22,500 | 62,500 | 1,112.50 |
| | 674 COURANT, JOHN A | 45,600 | 97,500 | 27,900 | 115,200 | 2,050.56 |
| | 2552 COURBRON, JODY C | 77,300 | 65,800 | 0 | 143,100 | 2,547.18 |
| | 270 COURTEMANCHE, GILE | 61,600 | 170,500 | 22,500 | 209,600 | 3,730.88 |
| | 575 COURTEMANCHE, GILE R | 48,000 | 163,100 | 0 | 211,100 | 3,757.58 |
| | 861 COUTURE, DONALD F | 46,400 | 87,300 | 22,500 | 111,200 | 1,979.36 |
| | 1834 COUTURE, RYAN | 68,200 | 127,200 | 0 | 195,400 | 3,478.12 |
| | 1868 COUTURE, RYAN | 39,900 | 89,800 | 0 | 129,700 | 2,308.66 |
| | 1869 COUTURE, RYAN | 33,100 | 40,900 | 0 | 74,000 | 1,317.20 |
| | 593 COUTURE, THOMAS J | 39,400 | 102,900 | 0 | 142,300 | 2,532.94 |
| | 1641 COUTURIER, ANDRE M | 45,200 | 110,600 | 22,500 | 133,300 | 2,372.74 |
| | 1654 COUTURIER, KATIE A | 41,000 | 58,400 | 22,500 | 76,900 | 1,368.82 |
| | 378 COUTURIER, ROGER | 36,200 | 94,800 | 27,900 | 103,100 | 1,835.18 |
| | 636 COUTURIER, ROGER P | 46,800 | 140,500 | 22,500 | 164,800 | 2,933.44 |
| | 1054 CRAFTS, JOHN DALE | 116,500 | 39,900 | 0 | 156,400 | 2,783.92 |
| | 612 CRAIG, PETER | 22,000 | 115,500 | 22,500 | 115,000 | 2,047.00 |
| | 1855 CRAVEN, DAVID M | 64,200 | 30,500 | 0 | 94,700 | 1,685.66 |
| | 683 CREAMER, GERALDINE M | 54,700 | 116,300 | 27,900 | 143,100 | 2,547.18 |
| | 1581 CREAMER, STEVE | 34,000 | 44,100 | 22,500 | 55,600 | 989.68 |
| | 57 CROCKETT, MARY S | 36,200 | 94,100 | 0 | 130,300 | 2,319.34 |
| | 165 CROOKSTON LIFE ESTATE, | 31,400 | 42,900 | 22,500 | 51,800 | 922.04 |
| | 1640 CROSBY, MARK | 41,800 | 123,300 | 0 | 165,100 | 2,938.78 |
| | 2351 CROSSON, EDDIE J | 46,600 | 139,400 | 0 | 186,000 | 3,310.80 |
| | 1253 CROWELL, JEFFREY W | 40,800 | 84,700 | 0 | 125,500 | 2,233.90 |

| Account | Name & Address | Land | Building | Exempt | Total | Tax |
|---------|------------------------------|---------|----------|--------|---------|----------|
| | 133 CULLETON, SUZANNE M | 45,200 | 91,500 | 0 | 136,700 | 2,433.26 |
| | 1622 CUMMINGS, RUTH ET ALS | 0 | 16,600 | 5,400 | 11,200 | 199.36 |
| | 169 CUNLIFFE, DAN | 0 | 4,700 | 0 | 4,700 | 83.66 |
| | 168 CUNLIFFE, DANIEL P SR | 46,200 | 11,700 | 0 | 57,900 | 1,030.62 |
| | 1500 CUNLIFFE, DOROTHY P | 91,600 | 43,800 | 0 | 135,400 | 2,410.12 |
| | 1191 CUNLIFFE, JUDITH E | 127,300 | 133,800 | 22,500 | 238,600 | 4,247.08 |
| | 1422 CUNLIFFE, THOMAS J | 46,800 | 208,500 | 0 | 255,300 | 4,544.34 |
| | 2633 CUNLIFFE, THOMAS J | 31,500 | 0 | 0 | 31,500 | 560.70 |
| | 1782 CUNNINGHAM, CHERYL L | 53,400 | 68,800 | 0 | 122,200 | 2,175.16 |
| | 673 CURRAN, MICHAEL G | 45,500 | 229,600 | 0 | 275,100 | 4,896.78 |
| | 1055 CURTIS, VICKI A | 104,700 | 142,500 | 22,500 | 224,700 | 3,999.66 |
| | 195 CYR, JOHN J | 14,000 | 0 | 0 | 14,000 | 249.20 |
| | 1997 CYR, JOHN J | 54,500 | 149,100 | 22,500 | 181,100 | 3,223.58 |
| | 2031 CYR, MARK | 46,800 | 148,200 | 22,500 | 172,500 | 3,070.50 |
| | 196 CYR, ROBERT R | 48,100 | 121,000 | 27,900 | 141,200 | 2,513.36 |
| | 1159 CYR, STEVE R | 40,400 | 174,000 | 22,500 | 191,900 | 3,415.82 |
| | 2479 DAC VENTURES, LLC | 63,500 | 340,500 | 0 | 404,000 | 7,191.20 |
| | 2179 DAHAN, DAVID & MAYA A | 58,100 | 285,000 | 0 | 343,100 | 6,107.18 |
| | 2585 DAIGLE, MATTHEW A | 47,900 | 176,000 | 0 | 223,900 | 3,985.42 |
| | 1300 DAIGLE, RICHARD A | 53,800 | 100,200 | 27,900 | 126,100 | 2,244.58 |
| | 764 DAIGLE, STEVEN R | 41,800 | 167,600 | 22,500 | 186,900 | 3,326.82 |
| | 825 DAIGLE, ZACHARY S | 45,500 | 101,200 | 0 | 146,700 | 2,611.26 |
| | 1712 DALEY, PATRICK B | 51,700 | 9,500 | 22,500 | 38,700 | 688.86 |
| | 485 DALY, CHRISTOPHER | 57,200 | 213,700 | 0 | 270,900 | 4,822.02 |
| | 1503 DAME, CHARLES | 61,300 | 35,100 | 0 | 96,400 | 1,715.92 |
| | 973 DAMON, DONALD W JR | 50,400 | 114,700 | 22,500 | 142,600 | 2,538.28 |
| | 177 DAMOUR, GERARD | 52,200 | 120,100 | 22,500 | 149,800 | 2,666.44 |
| | 619 DANIELS, JAMES | 138,400 | 11,000 | 0 | 149,400 | 2,659.32 |
| | 1478 DANIS, RENALD A | 12,000 | 8,900 | 0 | 20,900 | 372.02 |
| | 1479 DANIS, RENALD A | 4,000 | 0 | 0 | 4,000 | 71.20 |
| | 2217 DANSE, MICHAEL | 41,800 | 112,400 | 0 | 154,200 | 2,744.76 |
| | 2428 DANSE, MICHAEL | 10,400 | 0 | 0 | 10,400 | 185.12 |
| | 1046 D'AUGUSTINE, GREGORY | 47,400 | 240,900 | 22,500 | 265,800 | 4,731.24 |
| | 1047 D'AUGUSTINE, GREGORY | 6,900 | 0 | 0 | 6,900 | 122.82 |
| | 2067 D'AUGUSTINE, GREGORY J | 1,900 | 0 | 0 | 1,900 | 33.82 |
| | 1244 DAVIS, JASON E & | 66,000 | 228,300 | 22,500 | 271,800 | 4,838.04 |
| | 1098 DAVIS, LILLIAN MAY | 41,300 | 30,900 | 0 | 72,200 | 1,285.16 |
| | 1926 DAVIS, MICHAEL J | 55,900 | 177,700 | 0 | 233,600 | 4,158.08 |
| | 1468 DAVIS, PAMELA A | 45,100 | 40,100 | 0 | 85,200 | 1,516.56 |
| | 204 DAY, KEVIN W | 42,100 | 78,900 | 0 | 121,000 | 2,153.80 |
| | 2187 DEAN, MIKE | 0 | 18,200 | 0 | 18,200 | 323.96 |
| | 82 DEARBORN, LINDA | 41,000 | 76,800 | 22,500 | 95,300 | 1,696.34 |
| | 226 DEBLOIS, EDGAR W | 57,300 | 119,300 | 0 | 176,600 | 3,143.48 |
| | 1971 DEBLOIS, GLENN R | 65,000 | 163,700 | 22,500 | 206,200 | 3,670.36 |
| | 130 DEBLOIS, JOSEPH A | 50,500 | 225,600 | 22,500 | 253,600 | 4,514.08 |
| | 735 DECOSTER, JEREMY J | 48,200 | 152,600 | 0 | 200,800 | 3,574.24 |
| | 1366 DEEMER-KIMBALL, KRYSTLE | 38,000 | 81,300 | 22,500 | 96,800 | 1,723.04 |
| | 504 DEFELICE, RALPH J JR | 37,500 | 97,400 | 22,500 | 112,400 | 2,000.72 |
| | 1205 DELORME, ROLAND J | 35,400 | 15,800 | 0 | 51,200 | 911.36 |
| | 1278 DELORME, ROLAND JOSEPH | 62,800 | 77,300 | 22,500 | 117,600 | 2,093.28 |
| | 987 DEMASCIO, JAMES | 48,100 | 93,600 | 22,500 | 119,200 | 2,121.76 |
| | 415 DEMERS, RYAN | 53,700 | 173,800 | 22,500 | 205,000 | 3,649.00 |
| | 2285 DEMERS, SANDRA | 87,300 | 115,500 | 22,500 | 180,300 | 3,209.34 |
| | 55 DENNIS, PETER L | 47,700 | 128,800 | 22,500 | 154,000 | 2,741.20 |
| | 1306 DENONVILLE, GARY A | 43,500 | 100,900 | 22,500 | 121,900 | 2,169.82 |
| | 2310 DENONVILLE, MAURICE A | 43,700 | 61,500 | 22,500 | 82,700 | 1,472.06 |
| | 1996 DEROCHER, HALSY M | 42,800 | 143,600 | 22,500 | 163,900 | 2,917.42 |

| Account | Name & Address | Land | Building | Exempt | Total | Tax |
|---------|----------------------------|---------|----------|--------|---------|----------|
| | 1093 DEROCHER, JOSEPH W | 43,500 | 251,700 | 22,500 | 272,700 | 4,854.06 |
| | 667 DESCHAIINE, NATHAN E | 42,800 | 57,900 | 0 | 100,700 | 1,792.46 |
| | 1164 DESCHAIINE, SHERRY A | 53,100 | 117,600 | 22,500 | 148,200 | 2,637.96 |
| | 1898 DESCHENES, JENNIFER P | 57,200 | 113,100 | 0 | 170,300 | 3,031.34 |
| | 2337 DESJARDINS, ROBIN E | 46,600 | 167,500 | 22,500 | 191,600 | 3,410.48 |
| | 272 DESOI, CYNTHIA ALLEN | 60,600 | 243,700 | 22,500 | 281,800 | 5,016.04 |
| | 2436 DIBELLO, FRED | 42,100 | 213,600 | 22,500 | 233,200 | 4,150.96 |
| | 2665 DIBELLO, FRED | 0 | 10,700 | 10,700 | 0 | 0.00 |
| | 1008 DIBELLO, ROBERT A | 53,800 | 111,100 | 22,500 | 142,400 | 2,534.72 |
| | 603 DICKINSON, FREDERICK J | 25,800 | 124,600 | 22,500 | 127,900 | 2,276.62 |
| | 939 DIEHL, RYAN | 47,200 | 236,100 | 22,500 | 260,800 | 4,642.24 |
| | 78 DILLMAN, STEPHEN W | 45,500 | 176,600 | 0 | 222,100 | 3,953.38 |
| | 2232 DIMARCO, JENNIFER | 46,600 | 400,500 | 0 | 447,100 | 7,958.38 |
| | 1061 DION, GERARD M | 47,500 | 240,000 | 0 | 287,500 | 5,117.50 |
| | 182 DIONNE, BRIANA M | 46,100 | 106,100 | 0 | 152,200 | 2,709.16 |
| | 919 DIONNE, CATHERINE A | 34,000 | 39,000 | 5,400 | 67,600 | 1,203.28 |
| | 1045 DIONNE, RICHARD B | 43,600 | 173,700 | 22,500 | 194,800 | 3,467.44 |
| | 1367 DOBSON, ANTHONY H | 39,000 | 83,300 | 0 | 122,300 | 2,176.94 |
| | 47 DODGE, LAURIE A | 45,000 | 82,600 | 22,500 | 105,100 | 1,870.78 |
| | 917 DONNELL, CHRISTOPHER | 46,800 | 106,200 | 0 | 153,000 | 2,723.40 |
| | 2384 DONNELL, ELIZABETH A | 46,500 | 45,300 | 0 | 91,800 | 1,634.04 |
| | 300 DONOGHUE, ROBERT | 0 | 24,500 | 0 | 24,500 | 436.10 |
| | 918 DOORLY, JAMES W JR | 26,500 | 41,600 | 22,500 | 45,600 | 811.68 |
| | 1767 DORRANCE, WAYNE J | 45,700 | 63,800 | 0 | 109,500 | 1,949.10 |
| | 471 DOSTIE, PAUL | 54,300 | 86,400 | 0 | 140,700 | 2,504.46 |
| | 1003 DOSTIE, RICHARD G | 42,800 | 47,100 | 0 | 89,900 | 1,600.22 |
| | 416 DOUBLE EAGLE | 40,100 | 50,900 | 0 | 91,000 | 1,619.80 |
| | 2204 DOUCETTE, SEAN J | 117,600 | 221,400 | 22,500 | 316,500 | 5,633.70 |
| | 2205 DOUCETTE, SEAN J | 58,600 | 0 | 0 | 58,600 | 1,043.08 |
| | 208 DOUGLASS, DAVID L | 38,200 | 34,000 | 0 | 72,200 | 1,285.16 |
| | 1800 DOYER, GERALD H | 74,000 | 30,600 | 0 | 104,600 | 1,861.88 |
| | 210 DOYLE, DEANNA | 71,700 | 123,700 | 0 | 195,400 | 3,478.12 |
| | 609 DOYON, JAMES A | 45,500 | 84,200 | 22,500 | 107,200 | 1,908.16 |
| | 1858 DOYON, JAMES A | 82,500 | 32,200 | 0 | 114,700 | 2,041.66 |
| | 989 DOYON, NORMAND F | 48,600 | 141,400 | 22,500 | 167,500 | 2,981.50 |
| | 610 DOYON, RICHARD | 35,400 | 151,700 | 22,500 | 164,600 | 2,929.88 |
| | 1897 DOYON, SCOTT | 17,100 | 0 | 0 | 17,100 | 304.38 |
| | 2333 DRAPER, GEORGE W | 34,200 | 0 | 0 | 34,200 | 608.76 |
| | 289 DRAPER, JOAN | 52,900 | 133,500 | 22,500 | 163,900 | 2,917.42 |
| | 1648 DRAPER, KATHERINE | 31,400 | 56,000 | 0 | 87,400 | 1,555.72 |
| | 304 DRINKWATER, CHRISTINA | 0 | 18,100 | 18,100 | 0 | 0.00 |
| | 2348 DROLSON, LUKE J | 40,800 | 12,800 | 22,500 | 31,100 | 553.58 |
| | 693 DUBE, MAURICE N | 53,900 | 193,700 | 22,500 | 225,100 | 4,006.78 |
| | 1896 DUBE, MICHAEL C | 43,000 | 44,400 | 22,500 | 64,900 | 1,155.22 |
| | 486 DUBE, PETER E | 57,200 | 176,200 | 22,500 | 210,900 | 3,754.02 |
| | 928 DUBE, SUSAN D | 40,600 | 94,300 | 22,500 | 112,400 | 2,000.72 |
| | 687 DUBE, THOMAS N | 51,700 | 167,700 | 22,500 | 196,900 | 3,504.82 |
| | 1577 DUBOIS, REGGIE | 8,600 | 0 | 0 | 8,600 | 153.08 |
| | 1517 DUBOIS, RICHARD J | 35,200 | 60,900 | 0 | 96,100 | 1,710.58 |
| | 1070 DUBOIS, TRENA M | 46,600 | 103,100 | 22,500 | 127,200 | 2,264.16 |
| | 996 DUCHETTE, ROLAND L JR | 43,000 | 103,800 | 22,500 | 124,300 | 2,212.54 |
| | 1746 DUFORT, ROLAND & | 46,500 | 37,900 | 0 | 84,400 | 1,502.32 |
| | 131 DUFOUR, DONALD P | 48,200 | 201,500 | 0 | 249,700 | 4,444.66 |
| | 1678 DUGUAY, FRANCIS E | 54,200 | 94,900 | 22,500 | 126,600 | 2,253.48 |
| | 361 DUKES FAMILY LLC, | 34,700 | 800 | 0 | 35,500 | 631.90 |
| | 367 DUKES FAMILY LLC, | 43,900 | 0 | 0 | 43,900 | 781.42 |
| | 155 DULAC, AMY L | 41,500 | 0 | 0 | 41,500 | 738.70 |

| Account | Name & Address | Land | Building | Exempt | Total | Tax |
|---------|------------------------------|---------|----------|--------|---------|-----------|
| | 148 DULAC, AMY L | 46,500 | 131,200 | 22,500 | 155,200 | 2,762.56 |
| | 224 DULAC, ROGER E | 45,000 | 53,900 | 22,500 | 76,400 | 1,359.92 |
| | 1616 DULAC, WILBERT W | 38,700 | 90,600 | 22,500 | 106,800 | 1,901.04 |
| | 1437 DULAC, WILBERT W | 102,500 | 84,400 | 22,500 | 164,400 | 2,926.32 |
| | 2297 DUMAIS, TAMMY L | 46,500 | 153,900 | 22,500 | 177,900 | 3,166.62 |
| | 1342 DUMONT, ALBERT W | 64,000 | 115,000 | 22,500 | 156,500 | 2,785.70 |
| | 1987 DUMONT, BILLY J | 48,600 | 151,000 | 22,500 | 177,100 | 3,152.38 |
| | 1196 DUMONT, DAVID | 148,300 | 122,400 | 22,500 | 248,200 | 4,417.96 |
| | 559 DUMONT, RONALD E | 41,600 | 182,900 | 22,500 | 202,000 | 3,595.60 |
| | 372 DUNCAN, JAMES A | 56,600 | 177,900 | 22,500 | 212,000 | 3,773.60 |
| | 2526 DUNCAN, PAUL A JR | 41,000 | 199,700 | 22,500 | 218,200 | 3,883.96 |
| | 605 DUNHAM, KYLE E | 48,900 | 168,600 | 0 | 217,500 | 3,871.50 |
| | 705 DUNHAM, MARK | 45,900 | 113,000 | 22,500 | 136,400 | 2,427.92 |
| | 1447 DUNN, VALERIE V | 140,000 | 167,300 | 22,500 | 284,800 | 5,069.44 |
| | 1866 DUNNE, MARGARET | 65,900 | 46,700 | 0 | 112,600 | 2,004.28 |
| | 1336 DUNNINGTON, JARED C | 52,500 | 26,100 | 0 | 78,600 | 1,399.08 |
| | 1138 DUNNINGTON, JARED C | 49,900 | 103,800 | 0 | 153,700 | 2,735.86 |
| | 793 DUNTON, OCEAN F & | 61,300 | 134,200 | 0 | 195,500 | 3,479.90 |
| | 281 DUPONT, THOMAS A | 32,200 | 78,800 | 0 | 111,000 | 1,975.80 |
| | 2575 DUPUIS, ADAM J | 48,500 | 157,200 | 0 | 205,700 | 3,661.46 |
| | 2531 DUPUIS, RENAUD R & | 4,700 | 0 | 0 | 4,700 | 83.66 |
| | 643 DUPUIS, RENAUD R & | 54,500 | 214,900 | 0 | 269,400 | 4,795.32 |
| | 1848 DUQUETTE, PAUL R | 104,800 | 160,500 | 0 | 265,300 | 4,722.34 |
| | 2259 DURGIN, MICHAEL S | 41,000 | 125,900 | 22,500 | 144,400 | 2,570.32 |
| | 277 E J ENTERPRISES LLC | 44,300 | 56,800 | 0 | 101,100 | 1,799.58 |
| | 337 EASTER, CLAYTON A | 59,000 | 129,200 | 0 | 188,200 | 3,349.96 |
| | 2261 EATON FORBES, LOREN | 52,300 | 2,300 | 0 | 54,600 | 971.88 |
| | 2279 EDDY, DAWN M | 44,200 | 22,700 | 22,500 | 44,400 | 790.32 |
| | 2118 EDMUNDS, ROBYN C | 39,100 | 0 | 0 | 39,100 | 695.98 |
| | 1281 EDWARDS, MICHAEL | 53,200 | 0 | 0 | 53,200 | 946.96 |
| | 474 ELLIOTT, OWEN G | 39,000 | 22,200 | 22,500 | 38,700 | 688.86 |
| | 2241 ELLISON, DOUGLAS W | 43,200 | 87,200 | 0 | 130,400 | 2,321.12 |
| | 1183 EMBER, JAMES R | 41,000 | 25,100 | 22,500 | 43,600 | 776.08 |
| | 718 EMERSON, KENNETH C | 102,000 | 93,800 | 22,500 | 173,300 | 3,084.74 |
| | 1128 ENNIS, ANDREA J | 43,800 | 86,900 | 22,500 | 108,200 | 1,925.96 |
| | 1274 EPSTEIN, JOSHUA M & | 199,600 | 104,400 | 0 | 304,000 | 5,411.20 |
| | 2154 EPSTEIN, JOSHUA M & | 43,500 | 0 | 0 | 43,500 | 774.30 |
| | 446 EQUITY TRUST CO, | 77,100 | 160,400 | 0 | 237,500 | 4,227.50 |
| | 1474 ERLANDSON, JAN | 18,000 | 4,100 | 0 | 22,100 | 393.38 |
| | 543 ERSKINE, BRYAN R | 43,800 | 97,300 | 22,500 | 118,600 | 2,111.08 |
| | 999 ESTABROOK, CHERYL A | 49,100 | 37,800 | 0 | 86,900 | 1,546.82 |
| | 1179 ESTES, TAMMY | 46,500 | 31,000 | 0 | 77,500 | 1,379.50 |
| | 2373 ETHRIDGE, SANDRA J | 31,800 | 0 | 0 | 31,800 | 566.04 |
| | 830 ETHRIDGE, WILLIS R | 5,400 | 0 | 0 | 5,400 | 96.12 |
| | 557 EWING, HOLLY A | 44,900 | 137,800 | 22,500 | 160,200 | 2,851.56 |
| | 342 FALES, EILEEN M | 114,300 | 0 | 0 | 114,300 | 2,034.54 |
| | 1852 FALES, ROSCOE H | 12,300 | 0 | 0 | 12,300 | 218.94 |
| | 1853 FALES, ROSCOE H (HEIRS) | 78,400 | 27,100 | 0 | 105,500 | 1,877.90 |
| | 1811 FANTIGROSSI, ANTHONY T | 26,200 | 400 | 0 | 26,600 | 473.48 |
| | 1792 FANTIGROSSI, ANTHONY T | 127,400 | 73,500 | 0 | 200,900 | 3,576.02 |
| | 2267 FANTOZZI, JUDY A | 46,800 | 21,900 | 0 | 68,700 | 1,222.86 |
| | 2328 FARIA, ANDRE & KERRY | 26,900 | 0 | 0 | 26,900 | 478.82 |
| | 1771 FARRENKOPF, CHERYL L | 48,000 | 7,200 | 0 | 55,200 | 982.56 |
| | 1772 FARRENKOPF, ERIC R | 55,500 | 109,700 | 0 | 165,200 | 2,940.56 |
| | 1659 FARRINGTON, NORMAN S JR | 46,400 | 104,100 | 27,900 | 122,600 | 2,182.28 |
| | 892 FARRINGTON, THERESA L | 46,400 | 89,800 | 22,500 | 113,700 | 2,023.86 |
| | 1591 FARRIS PARK LLC | 186,300 | 392,200 | 0 | 578,500 | 10,297.30 |

| Account | Name & Address | Land | Building | Exempt | Total | Tax |
|---------|--------------------------|---------|----------|---------|---------|----------|
| 1592 | FARRIS, DARRYL K | 59,400 | 301,200 | 0 | 360,600 | 6,418.68 |
| 417 | FARRIS, DARRYL K | 17,200 | 0 | 0 | 17,200 | 306.16 |
| 410 | FARRIS, DARRYL K | 47,300 | 150,600 | 22,500 | 175,400 | 3,122.12 |
| 827 | FARRIS, GEORGE R JR | 46,000 | 118,100 | 22,500 | 141,600 | 2,520.48 |
| 826 | FARRIS, GERRY W | 47,300 | 132,800 | 0 | 180,100 | 3,205.78 |
| 972 | FARWELL, RUSSELL E | 45,900 | 109,200 | 27,900 | 127,200 | 2,264.16 |
| | 40 FECTEAU, RITA (HEIRS) | 46,800 | 6,600 | 0 | 53,400 | 950.52 |
| 585 | FEDERAL HOME LOAN | 44,600 | 105,900 | 0 | 150,500 | 2,678.90 |
| 1797 | FEDERICO, DAVID E | 70,400 | 84,900 | 22,500 | 132,800 | 2,363.84 |
| 1822 | FEELY, JOLINE G | 54,900 | 19,400 | 22,500 | 51,800 | 922.04 |
| 223 | FELLOWSHIP CHURCH | 50,400 | 303,400 | 353,800 | 0 | 0.00 |
| 2282 | FERNALD, DOROTHY J | 54,000 | 197,600 | 22,500 | 229,100 | 4,077.98 |
| 1817 | FERRARA, RHONDA | 17,100 | 114,500 | 0 | 131,600 | 2,342.48 |
| 1790 | FERRARA, RHONDA | 93,400 | 55,000 | 22,500 | 125,900 | 2,241.02 |
| 555 | FERRELL, DAVID S | 55,900 | 121,300 | 22,500 | 154,700 | 2,753.66 |
| 992 | FIELD, EUGENE | 30,000 | 100 | 0 | 30,100 | 535.78 |
| 983 | FIELD, EUGENE | 55,300 | 127,700 | 22,500 | 160,500 | 2,856.90 |
| 126 | FIELD, JAMES | 47,500 | 174,900 | 22,500 | 199,900 | 3,558.22 |
| 615 | FIELD, RAY D LIFE | 45,000 | 47,600 | 22,500 | 70,100 | 1,247.78 |
| 101 | FISCHER, PAUL E | 67,700 | 229,700 | 22,500 | 274,900 | 4,893.22 |
| 102 | FISCHER, PAUL E | 6,600 | 0 | 0 | 6,600 | 117.48 |
| 1646 | FISHER, BARBARA J | 32,200 | 118,100 | 22,500 | 127,800 | 2,274.84 |
| 1751 | FITZSIMMONS, JOSEPH W | 55,100 | 102,600 | 22,500 | 135,200 | 2,406.56 |
| 1645 | FLEET TRUCK AND | 66,500 | 233,400 | 0 | 299,900 | 5,338.22 |
| 1010 | FLIPPING FUN LLC | 15,700 | 0 | 0 | 15,700 | 279.46 |
| | 43 FLYNN, TIMOTHY L & | 82,700 | 132,900 | 0 | 215,600 | 3,837.68 |
| 496 | FOGG, JOHN | 65,000 | 111,400 | 27,900 | 148,500 | 2,643.30 |
| 1698 | FOGG, PATRICIA | 39,800 | 66,400 | 22,500 | 83,700 | 1,489.86 |
| 1330 | FOISY, RICHARD | 40,400 | 166,300 | 22,500 | 184,200 | 3,278.76 |
| 483 | FONG, PEGGY S | 57,200 | 247,100 | 0 | 304,300 | 5,416.54 |
| 646 | FONTAINE, DANIEL | 78,600 | 361,200 | 22,500 | 417,300 | 7,427.94 |
| 1617 | FOOTMAN, KAREN A | 32,000 | 58,000 | 22,500 | 67,500 | 1,201.50 |
| 1496 | FORSTER, DIANE A | 85,600 | 45,200 | 0 | 130,800 | 2,328.24 |
| 122 | FORTIER, PHILIP | 48,000 | 52,900 | 0 | 100,900 | 1,796.02 |
| 2433 | FORTIN CONSTRUCTION INC | 42,000 | 122,000 | 0 | 164,000 | 2,919.20 |
| 2435 | FORTIN CONSTRUCTION INC | 27,200 | 0 | 0 | 27,200 | 484.16 |
| 2273 | FORTIN, DANIEL A | 46,800 | 170,400 | 22,500 | 194,700 | 3,465.66 |
| 1510 | FORTIN, GEORGE L | 74,200 | 80,000 | 0 | 154,200 | 2,744.76 |
| 1511 | FORTIN, GEORGE L | 4,300 | 0 | 0 | 4,300 | 76.54 |
| 1181 | FORTIN, JOHN D | 40,500 | 21,900 | 0 | 62,400 | 1,110.72 |
| 1469 | FORTIN, MARY E | 45,500 | 138,200 | 22,500 | 161,200 | 2,869.36 |
| 1680 | FORTIN, MICHAEL G | 29,400 | 79,800 | 0 | 109,200 | 1,943.76 |
| 2220 | FORTIN, RYAN | 61,500 | 178,500 | 0 | 240,000 | 4,272.00 |
| 237 | FORTIN, THERESA A | 48,100 | 117,300 | 22,500 | 142,900 | 2,543.62 |
| 351 | FOURNIER, JARED R & | 110,400 | 225,100 | 22,500 | 313,000 | 5,571.40 |
| 1089 | FOURNIER, TANYA L | 49,500 | 185,000 | 0 | 234,500 | 4,174.10 |
| 578 | FOWLER, RICHARD K | 48,200 | 116,800 | 22,500 | 142,500 | 2,536.50 |
| 427 | FRANCISCAN FATHERS | 21,100 | 0 | 21,100 | 0 | 0.00 |
| 430 | FRANCISCAN FATHERS | 41,000 | 0 | 41,000 | 0 | 0.00 |
| 163 | FRANCOEUR, ZECHARIAH | 41,400 | 74,200 | 22,500 | 93,100 | 1,657.18 |
| 895 | FRASER, RALPH | 55,700 | 122,300 | 27,900 | 150,100 | 2,671.78 |
| 1825 | FRAZER, CELESTE L | 44,800 | 44,700 | 0 | 89,500 | 1,593.10 |
| 2594 | FRECHETTE, CODY M | 19,500 | 29,700 | 0 | 49,200 | 875.76 |
| 151 | FRECHETTE, MICHAEL J | 51,800 | 108,700 | 22,500 | 138,000 | 2,456.40 |
| 805 | FREDERIKSEN, DAVID L | 63,200 | 177,500 | 22,500 | 218,200 | 3,883.96 |
| 2478 | FREEWAY INVESTMENTS | 37,600 | 0 | 0 | 37,600 | 669.28 |
| 2587 | FRENCH, RICHARD H | 46,900 | 227,500 | 22,500 | 251,900 | 4,483.82 |

| Account | Name & Address | Land | Building | Exempt | Total | Tax |
|---------|------------------------------|---------|--------------|-----------|-----------|-----------|
| | 39 FROST, ADAM | 51,300 | 101,500 | 0 | 152,800 | 2,719.84 |
| | 403 FURBUSH, CARLTON | 40,800 | 99,600 | 22,500 | 117,900 | 2,098.62 |
| | 1056 FUTERA, NATHAN A | 103,300 | 138,100 | 0 | 241,400 | 4,296.92 |
| | 1672 G & L REAL ESTATE LLC | 185,400 | 2,441,900 | 0 | 2,627,300 | 20,998.66 |
| | 1673 G & L REAL ESTATE LLC | 37,000 | 96,400 | 0 | 133,400 | 323.75 |
| | 363 G.I.P.O.P. | 211,700 | 0 | 0 | 211,700 | 3,768.26 |
| | 2335 G.I.P.O.P. | 0 | 1,281,400.00 | 1,281,400 | | 0 |
| | 2174 GABRI, BARBARA M | 46,800 | 169,800 | 0 | 216,600 | 3,855.48 |
| | 478 GABRI, CAPEN | 57,200 | 215,000 | 22,500 | 250,450 | 4444.66 |
| | 1851 GAFFNEY, PATRICK | 121,900 | 17,800 | 0 | 139,700 | 2,486.66 |
| | 976 GAGNE, ANGELA | 40,600 | 81,400 | 0 | 122,000 | 2171.6 |
| | 1466 GAGNE, DANIEL & PATRICE | 157,100 | 29,100 | 0 | 186,200 | 3,314.36 |
| | 188 GAGNE, JOHN ET ALS | 66,600 | 63,100 | 22,500 | 107,200 | 1,908.16 |
| | 1549 GAGNE, THOMAS W | 32,800 | 64,800 | 22,500 | 75,100 | 1,336.78 |
| | 461 GAGNON, BONNIE J | 59,100 | 25,300 | 22,500 | 61,900 | 1,101.82 |
| | 1372 GAGNON, MICHAEL | 39,500 | 152,000 | 22,500 | 169,000 | 3,008.20 |
| | 1502 GAMACHE, DANIEL C | 63,800 | 26,200 | 0 | 90,000 | 1,602.00 |
| | 1471 GAO, JIA | 36,600 | 31,900 0 | 0 | 68,500 | 1,219.30 |
| | 1919 GARDNER, CARLTON | 41,400 | 137,300 | 22500 | 156,950 | 2,780.36 |
| | 1679 GARRITY, TIMOTHY J | 35,800 | 78,300 | 0 | 114,100 | 2,030.98 |
| | 1004 GARRITY, TIMOTHY J | 45000 | 95700 | 0 | 140700 | 2504.46 |
| | 2370 GATES, BRADY J | 43,500 | 188,200 | 22,500 | 209,200 | 3,723.76 |
| | 490 GATTI, DEBRA | 57,200 | 188,000 | 22,500 | 222,700 | 3,964.06 |
| | 44 GAUDIN, NATHAN J | 50,400 | 109,300 | 22,500 | 137,200 | 2,442.16 |
| | 1163 GAUTHIER, BECKY L | 50,400 | 39,100 | 0 | 89,500 | 1,593.10 |
| | 840 GAUTHIER, KATHLEEN | 50,900 | 20,600 | 22,500 | 49,000 | 872.20 |
| | 948 GAUTHIER, LUC | 46,300 | 60,900 | 22,500 | 84,700 | 1,507.66 |
| | 166 GAUTHIER, MARCEL | 32,200 | 13,800 | 22,500 | 23,500 | 418.30 |
| | 167 GAUTHIER, MARCEL P | 30,200 | 15,300 | 0 | 45,500 | 809.90 |
| | 366 GAUTHIER, PAUL M | 59,600 | 183,400 | 0 | 243,000 | 4,325.40 |
| | 1739 GAUTHIER, PAULINE J | 64,600 | 69,000 | 22,500 | 111,100 | 1,977.58 |
| | 135 GAUTHIER, RICHARD | 61,100 | 145,700 | 22,500 | 185,050 | 3681.04 |
| | 1431 GENDRON, DAVID M | 97,900 | 174,200 | 0 | 272,100 | 4,843.38 |
| | 1667 GENDRON, DIANE | 62,900 | 365,200 | 0 | 428,100 | 7,620.18 |
| | 1000 GENDRON, DIANE C | 48,500 | 106,700 | 0 | 155,200 | 2,762.56 |
| | 1361 GENDRON, DOREEN T | 39,000 | 101,000 | 22,500 | 117,500 | 2,091.50 |
| | 1103 GERVAIS HOMES, LLC | 26,200 | 0 | 0 | 26,200 | 466.36 |
| | 218 GERVAIS, RICHARD J | 53,100 | 106,100 | 0 | 159,200 | 2,833.76 |
| | 220 GERVAIS, ROGER W | 47,700 | 75,000 | 0 | 122,700 | 2,184.06 |
| | 364 GIANOPOULOS, CHRISTOS | 50,600 | 161,300 | 22,500 | 189,400 | 3,371.32 |
| | 1241 GIASSON, JOSEPH | 46,100 | 105,500 | 0 | 151,600 | 2,698.48 |
| | 1218 GIBBS JAMES & MICHAEL | 50,900 | 85,200 | 22,500 | 113,600 | 2,022.08 |
| | 1233 GIBBS, HAROLD | 32,300 | 0 | 0 | 32,300 | 574.94 |
| | 1226 GIBBS, HAROLD J JR | 67,600 | 73,700 | 22,500 | 118,800 | 2,114.64 |
| | 2280 GIBBS, MICHAEL A | 47,700 | 108,800 | 22,500 | 134,000 | 2,385.20 |
| | 2281 GIBBS, SHARON G | 52,400 | 146,400 | 22,500 | 176,300 | 3,138.14 |
| | 1148 GIDDINGS, CHRISTINA A | 45,500 | 33,400 | 22,500 | 56,400 | 1,003.92 |
| | 639 GIGUERE, LUCILLE P LIFE | 36,200 | 76,200 | 22,500 | 89,900 | 1,600.22 |
| | 344 GILBERT, ALEXANDER | 28,400 | 0 | 0 | 28,400 | 505.52 |
| | 1938 GILBERT, ERIC | 61,500 | 380,700 | 0 | 442,200 | 7,871.16 |
| | 935 GILBERT, GREGORY | 26,200 | 15,700 | 0 | 41,900 | 745.82 |
| | 318 GILBERT, PAUL | 58,700 | 0 | 0 | 58,700 | 1,044.86 |
| | 1818 GILBERT, PAUL | 43,800 | 142,300 | 0 | 186,100 | 3,312.58 |
| | 345 GILBERT, STEVEN L | 48,900 | 87,100 | 22,500 | 113,500 | 2,020.30 |

| Account | Name & Address | Land | Building | Exempt | Total | Tax |
|---------|-----------------------------|---------|----------|--------|---------|----------|
| | 2312 GILBERT, YVON R | 59,500 | 160,200 | 0 | 219,700 | 3,910.66 |
| | 1044 GILCHRIST, ERYN M | 46,200 | 96,000 | 22,500 | 119,700 | 2,130.66 |
| | 2296 GILMORE, EARLE A | 47,000 | 132,400 | 22,500 | 156,900 | 2,792.82 |
| | 2084 GIRARD, ANNE M | 42,800 | 96,300 | 22,500 | 116,600 | 2,075.48 |
| | 1593 GIRARD, TIMOTHY I | 37,700 | 119,800 | 0 | 157,500 | 2,803.50 |
| | 33 GIRARDIN, PAUL | 47,700 | 91,700 | 22,500 | 116,900 | 2,080.82 |
| | 2141 GIROUARD, JEFFREY | 40,600 | 205,700 | 22,500 | 223,800 | 3,983.64 |
| | 2171 GIROUARD, STEPHANIE L | 31,400 | 198,000 | 22,500 | 206,900 | 3,682.82 |
| | 37 GIROUX, EDWARD & | 161,800 | 140,100 | 22,500 | 279,400 | 4,973.32 |
| | 540 GIROUX, EDWARD H | 43,800 | 118,100 | 22,500 | 139,400 | 2,481.32 |
| | 2016 GIROUX, MASON F & | 47,000 | 121,800 | 0 | 168,800 | 3,004.64 |
| | 301 GLASSCOCK, ANNETTE | 0 | 13,300 | 13,300 | 0 | 0.00 |
| | 191 GLC REAL ESTATE LLC | 41,500 | 8,200 | 0 | 49,700 | 884.66 |
| | 1705 GLC REAL ESTATE LLC | 57,300 | 16,500 | 0 | 73,800 | 1,313.64 |
| | 1934 GLC REAL ESTATE, LLC | 46,500 | 10,600 | 0 | 57,100 | 1,016.38 |
| | 815 GODDARD, LORI A | 37,900 | 100,800 | 22,500 | 116,200 | 2,068.36 |
| | 1390 GOLDRUP, ALTON | 63,300 | 61,600 | 27,900 | 97,000 | 1,726.60 |
| | 1392 GOLDRUP, CLYDE M | 55,200 | 55,000 | 22,500 | 87,700 | 1,561.06 |
| | 604 GOLDRUP, JULIE | 25,800 | 113,200 | 22,500 | 116,500 | 2,073.70 |
| | 1334 GOLDRUP, LILLA | 43,500 | 79,200 | 22,500 | 100,200 | 1,783.56 |
| | 1391 GOLDRUP, LILLA | 18,800 | 0 | 0 | 18,800 | 334.64 |
| | 1389 GOLDRUP, MARION A | 92,200 | 95,100 | 22,500 | 164,800 | 2,933.44 |
| | 2416 GOLDRUP, SHAWN A | 44,900 | 122,600 | 0 | 167,500 | 2,981.50 |
| | 1072 GOODHUE, TONY J | 46,500 | 165,100 | 0 | 211,600 | 3,766.48 |
| | 1725 GORHAM, CHRISTOPHER R | 55,800 | 102,000 | 22,500 | 135,300 | 2,408.34 |
| | 76 GORHAM, PATRICK | 52,200 | 175,100 | 22,500 | 204,800 | 3,645.44 |
| | 2064 GOSS, SANDRA L | 46,200 | 73,700 | 0 | 119,900 | 2,134.22 |
| | 2286 GOSSELIN, AARON J | 44,100 | 162,800 | 22,500 | 184,400 | 3,282.32 |
| | 529 GOSSELIN, CARRIE | 45,200 | 124,300 | 0 | 169,500 | 3,017.10 |
| | 493 GOSSELIN, RICHARD J | 57,200 | 141,800 | 22,500 | 176,500 | 3,141.70 |
| | 1765 GOSSELIN, SCOTT | 49,700 | 30,800 | 0 | 80,500 | 1,432.90 |
| | 2445 GOUDREAU, FRANK C | 5,500 | 0 | 0 | 5,500 | 97.90 |
| | 1989 GOUDREAU, FRANK CLYDE | 106,300 | 337,500 | 22,500 | 421,300 | 7,499.14 |
| | 2340 GOULD, DAVID & LYNNE I | 58,300 | 168,500 | 0 | 226,800 | 4,037.04 |
| | 941 GOULD, ROBERT C SR & | 45,000 | 110,000 | 0 | 155,000 | 2,759.00 |
| | 2122 GOULET, KERRY L | 46,900 | 44,100 | 22,500 | 68,500 | 1,219.30 |
| | 962 GOULET, MICHAEL G | 8,500 | 0 | 0 | 8,500 | 151.30 |
| | 964 GOULET, RAYMOND E | 5,400 | 0 | 0 | 5,400 | 96.12 |
| | 1039 GOULET, RAYMOND E | 72,600 | 0 | 0 | 72,600 | 1,292.28 |
| | 1533 GOULET, STEVEN J | 38,700 | 155,600 | 22,500 | 171,800 | 3,058.04 |
| | 938 GOULETTE, TEX L | 46,500 | 69,100 | 22,500 | 93,100 | 1,657.18 |
| | 2475 GOWELL, STEPHEN I | 46,500 | 134,800 | 22,500 | 158,800 | 2,826.64 |
| | 1992 GOYETTE, BRIDGET A | 40,400 | 33,600 | 22,500 | 51,500 | 916.70 |
| | 255 GOYETTE, SEAN R & STACY | 48,400 | 15,000 | 0 | 63,400 | 1,128.52 |
| | 1238 GRAHAM, DANIEL CALVIN | 50,100 | 104,300 | 22,500 | 131,900 | 2,347.82 |
| | 1480 GRANDMAISON, PAUL | 29,500 | 21,500 | 22,500 | 28,500 | 507.30 |
| | 1202 GRANT, LEON | 39,000 | 0 | 0 | 39,000 | 694.20 |
| | 1203 GRANT, LEON | 51,200 | 98,000 | 22,500 | 126,700 | 2,255.26 |
| | 2278 GRANT, RONALD I | 48,200 | 181,100 | 27,900 | 201,400 | 3,584.92 |
| | 2498 GRANT, STEPHEN D | 48,200 | 211,600 | 22,500 | 237,300 | 4,223.94 |
| | 1092 GRAUL, DONALD R | 46,500 | 47,100 | 0 | 93,600 | 1,666.08 |
| | 499 GRAVEL, BOBBIE S | 50,400 | 161,800 | 0 | 212,200 | 3,777.16 |
| | 64 GRAVEL, BRETT | 45,000 | 97,200 | 22,500 | 119,700 | 2,130.66 |
| | 879 GRAVEL, DANNY C | 44,900 | 101,000 | 22,500 | 123,400 | 2,196.52 |
| | 2046 GRAY, JESSICA | 42,800 | 106,100 | 0 | 148,900 | 2,650.42 |
| | 809 GRAY, JOHN M | 47,500 | 172,300 | 0 | 219,800 | 3,912.44 |
| | 1724 GRAY, MICHAEL A & DAWN | 56,600 | 106,900 | 0 | 163,500 | 2,910.30 |

| Account | Name & Address | Land | Building | Exempt | Total | Tax |
|---------|-----------------------------|---------|-----------|-----------|---------|----------|
| | 974 GRAY, PETER M | 38,400 | 44,300 | 22,500 | 60,200 | 1,071.56 |
| | 1156 GRAY, SARAH D & KYLE R | 37,200 | 215,100 | 0 | 252,300 | 4,490.94 |
| | 1755 GRAY, TRAVIS | 50,200 | 39,400 | 0 | 89,600 | 1,594.88 |
| | 2477 GRAY, TRAVIS B | 25,500 | 0 | 0 | 25,500 | 453.90 |
| | 2240 GRAY, TRAVIS B | 44,400 | 187,900 | 0 | 232,300 | 4,134.94 |
| | 695 GRAY, TRAVIS B | 40,300 | 3,800 | 0 | 44,100 | 784.98 |
| | 1764 GREEN MAINE REALTY | 52,100 | 31,900 | 0 | 84,000 | 1,495.20 |
| | 1260 GREEN, DENNIS W | 48,800 | 106,800 | 27,900 | 127,700 | 2,273.06 |
| | 802 GREENE DUMP # 2 | 66,600 | 18,800 | 85,400 | 0 | 0.00 |
| | 865 GREENE FIRE DEPARTMENT | 52,200 | 1,069,900 | 1,122,100 | 0 | 0.00 |
| | 1387 GREENE GRAVEL PIT | 12,000 | 0 | 12,000 | 0 | 0.00 |
| | 1544 GREENE MUNICIPAL | 79,900 | 768,000 | 847,900 | 0 | 0.00 |
| | 510 GREENE RECREATION | 88,800 | 0 | 88,800 | 0 | 0.00 |
| | 804 GREENE TOWN DUMP | 35,100 | 0 | 35,100 | 0 | 0.00 |
| | 1571 GREENE TOWN HOUSE | 9,000 | 57,600 | 66,600 | 0 | 0.00 |
| | 1193 GREENE, DAVID C | 125,100 | 103,600 | 22,500 | 206,200 | 3,670.36 |
| | 2590 GREENE, DAVID C | 114,400 | 0 | 0 | 114,400 | 2,036.32 |
| | 2432 GREENLAW, KATHERINE J | 42,000 | 214,000 | 0 | 256,000 | 4,556.80 |
| | 518 GREENWOOD CEMETERY | 1,400 | 0 | 1,400 | 0 | 0.00 |
| | 921 GREENWOOD, EDWARD | 45,000 | 108,100 | 27,900 | 125,200 | 2,228.56 |
| | 521 GREENWOOD, ROBERT E | 39,800 | 104,100 | 22,500 | 121,400 | 2,160.92 |
| | 268 GREFER-KIRKLAND, | 47,100 | 0 | 0 | 47,100 | 838.38 |
| | 267 GREFER-KIRKLAND, | 62,000 | 220,400 | 22,500 | 259,900 | 4,626.22 |
| | 381 GREGOIRE, MAURICE R | 79,200 | 203,500 | 22,500 | 260,200 | 4,631.56 |
| | 2230 GRENIER, DIANA | 65,300 | 181,900 | 22,500 | 224,700 | 3,999.66 |
| | 2225 GRENIER, LIONEL | 27,300 | 0 | 0 | 27,300 | 485.94 |
| | 2228 GRENIER, LIONEL | 21,900 | 0 | 0 | 21,900 | 389.82 |
| | 2524 GRENIER, LIONEL | 8,000 | 0 | 0 | 8,000 | 142.40 |
| | 1135 GRIFFIN, DEIDRE A | 45,300 | 100,100 | 0 | 145,400 | 2,588.12 |
| | 1231 GRIFFIN, LEAH A | 38,600 | 143,800 | 22,500 | 159,900 | 2,846.22 |
| | 352 GRIGSBY, SUSAN | 171,800 | 365,900 | 0 | 537,700 | 9,571.06 |
| | 65 GRIMMEL, FRANCIS | 36,200 | 73,600 | 27,900 | 81,900 | 1,457.82 |
| | 159 GRIMMEL, PAUL | 50,000 | 66,800 | 27,900 | 88,900 | 1,582.42 |
| | 2263 GRIMMEL, RODNEY | 47,000 | 145,600 | 22,500 | 170,100 | 3,027.78 |
| | 1299 GROLEAU, PAUL L | 41,400 | 37,000 | 22,500 | 55,900 | 995.02 |
| | 1941 GRONDIN, MARK R | 62,300 | 139,800 | 22,500 | 179,600 | 3,196.88 |
| | 2499 GRONDIN, PAUL L | 47,300 | 187,900 | 22,500 | 212,700 | 3,786.06 |
| | 1804 GROVER, JEFFREY M | 58,800 | 69,100 | 0 | 127,900 | 2,276.62 |
| | 1806 GROVER, JEFFREY M & | 81,500 | 45,000 | 0 | 126,500 | 2,251.70 |
| | 891 GROVER, MICHAEL | 46,400 | 112,700 | 27,900 | 131,200 | 2,335.36 |
| | 2143 GTP ACQUISITION | 31,500 | 127,800 | 0 | 159,300 | 2,835.54 |
| | 2145 GTP ACQUISITION | 33,900 | 152,700 | 0 | 186,600 | 3,321.48 |
| | 1211 GUAY, LAURA J | 64,300 | 132,900 | 22,500 | 174,700 | 3,109.66 |
| | 1370 GUAY, NORMAND H | 39,000 | 134,200 | 27,900 | 145,300 | 2,586.34 |
| | 2011 GUENETTE, DAWN C | 29,700 | 0 | 0 | 29,700 | 528.66 |
| | 2314 GUENETTE, DAWN C | 7,400 | 0 | 0 | 7,400 | 131.72 |
| | 66 GUERRERO, HUGO | 52,900 | 130,700 | 0 | 183,600 | 3,268.08 |
| | 181 GUMPRECHT, JOSHUA J | 48,200 | 244,000 | 27,900 | 264,300 | 4,704.54 |
| | 2532 GUNN, DENNIS | 34,300 | 0 | 0 | 34,300 | 610.54 |
| | 1323 GUNN, DENNIS | 45,400 | 171,700 | 22,500 | 194,600 | 3,463.88 |
| | 2233 GURNEY, CHRISTIAN | 49,100 | 204,200 | 0 | 253,300 | 4,508.74 |
| | 336 GURNEY, SHEILA F | 40,100 | 18,000 | 0 | 58,100 | 1,034.18 |
| | 1575 GURSCHICK, ABIGAIL | 23,900 | 0 | 0 | 23,900 | 425.42 |
| | 1048 GUSTAVSON, CHARLES A | 121,600 | 134,800 | 22,500 | 233,900 | 4,163.42 |
| | 2266 GUSTUS, MICHAEL L | 40,500 | 56,100 | 22,500 | 74,100 | 1,318.98 |
| | 1371 GUYETTE, SHERRY M | 36,800 | 95,700 | 0 | 132,500 | 2,358.50 |
| | 2010 HACK, ROBERT | 41,000 | 182,300 | 22,500 | 200,800 | 3,574.24 |

| Account | Name & Address | Land | Building | Exempt | Total | Tax |
|---------|------------------------------|---------|----------|--------|---------|-----------|
| | 233 HADAKIN, CHAD J | 43,800 | 84,800 | 22,500 | 106,100 | 1,888.58 |
| | 1242 HAEFELE, DAVID C | 47,500 | 108,700 | 22,500 | 133,700 | 2,379.86 |
| | 1864 HAITH, BONNI | 99,200 | 54,900 | 0 | 154,100 | 2,742.98 |
| | 2434 HALL, RYAN A | 37,500 | 133,200 | 22,500 | 148,200 | 2,637.96 |
| | 341 HALL, SAMUEL | 33,100 | 122,100 | 22,500 | 132,700 | 2,362.06 |
| | 1037 HAM, CAROL B | 65,300 | 145,800 | 22,500 | 188,600 | 3,357.08 |
| | 239 HAMANN, ROGER | 43,800 | 168,600 | 0 | 212,400 | 3,780.72 |
| | 873 HAMEL, ERNEST | 44,600 | 145,200 | 22,500 | 167,300 | 2,977.94 |
| | 276 HANNIGAN, MICHAEL W | 47,300 | 172,400 | 22,500 | 197,200 | 3,510.16 |
| | 641 HANNING, KEITH C | 38,200 | 126,700 | 27,900 | 137,000 | 2,438.60 |
| | 1362 HANSCOM, DEREK L | 42,200 | 111,100 | 0 | 153,300 | 2,728.74 |
| | 1743 HANSCOM, EUGENE O | 62,400 | 66,800 | 0 | 129,200 | 2,299.76 |
| | 1106 HANSCOM, ROBERT JR | 57,100 | 146,000 | 22,500 | 180,600 | 3,214.68 |
| | 947 HANSCOM, TROY A | 46,400 | 88,800 | 22,500 | 112,700 | 2,006.06 |
| | 571 HANSON, SHERI L & | 46,000 | 144,200 | 0 | 190,200 | 3,385.56 |
| | 2140 HANSON, SHERI L & | 44,600 | 104,400 | 0 | 149,000 | 2,652.20 |
| | 2246 HANSON, SHERI L & | 7,400 | 0 | 0 | 7,400 | 131.72 |
| | 1197 HANSON, THOMAS J | 144,900 | 127,100 | 22,500 | 249,500 | 4,441.10 |
| | 2070 HARE, NOREEN M | 40,600 | 143,200 | 22,500 | 161,300 | 2,871.14 |
| | 2632 HARMON, JOSEPH A & | 43,100 | 176,900 | 22,500 | 197,500 | 3,515.50 |
| | 2191 HARMON, MATTHEW | 38,300 | 317,700 | 0 | 356,000 | 6,336.80 |
| | 526 HARNDEN, JON A & DEBBIE | 45,400 | 162,700 | 0 | 208,100 | 3,704.18 |
| | 2086 HARRINGTON, EDWIN S | 41,000 | 88,400 | 22,500 | 106,900 | 1,902.82 |
| | 2422 HARRINGTON, KEVIN C | 47,100 | 191,300 | 0 | 238,400 | 4,243.52 |
| | 1823 HARRIS, ALBERT ROSS JR | 51,100 | 2,800 | 0 | 53,900 | 959.42 |
| | 1711 HARRIS, AMANDA | 53,100 | 54,000 | 0 | 107,100 | 1,906.38 |
| | 920 HARRIS, DWIGHT O | 42,800 | 68,600 | 22,500 | 88,900 | 1,582.42 |
| | 158 HART, JEFFREY M | 43,400 | 8,900 | 0 | 52,300 | 930.94 |
| | 1131 HARTFORD, TROY | 43,800 | 103,700 | 22,500 | 125,000 | 2,225.00 |
| | 2155 HARVEY, MICHAEL | 24,700 | 0 | 0 | 24,700 | 439.66 |
| | 1522 HARVEY, MICHAEL W | 131,400 | 43,300 | 0 | 174,700 | 3,109.66 |
| | 1974 HARVEY, RENA A | 46,400 | 45,600 | 22,500 | 69,500 | 1,237.10 |
| | 576 HASTINGS, MICHAEL S | 53,200 | 116,200 | 0 | 169,400 | 3,015.32 |
| | 1922 HATHORNE, WAYDE C | 40,600 | 129,900 | 22,500 | 148,000 | 2,634.40 |
| | 1936 HAUSER, DONALD & GAELYN | 61,600 | 368,900 | 0 | 430,500 | 7,662.90 |
| | 2293 HAWKINS, ALEXIS B | 73,400 | 98,700 | 0 | 172,100 | 3,063.38 |
| | 324 HAYES, CLEVE A | 45,000 | 91,200 | 22,500 | 113,700 | 2,023.86 |
| | 828 HAYES, KAREN A | 43,300 | 82,900 | 27,900 | 98,300 | 1,749.74 |
| | 727 HAYES, LAURA J | 87,000 | 164,600 | 0 | 251,600 | 4,478.48 |
| | 560 HAYWARD, VIRA J | 83,100 | 196,400 | 22,500 | 257,000 | 4,574.60 |
| | 658 HAYWARD, VIRA J | 93,900 | 70,800 | 0 | 164,700 | 2,931.66 |
| | 747 HEALEY, KEVIN M | 146,300 | 254,200 | 22,500 | 378,000 | 6,728.40 |
| | 931 HEBERT, CASSANDRA | 43,100 | 104,300 | 0 | 147,400 | 2,623.72 |
| | 137 HEBERT, LISA | 8,200 | 0 | 0 | 8,200 | 145.96 |
| | 127 HEBERT, LISA G | 67,800 | 153,300 | 22,500 | 198,600 | 3,535.08 |
| | 943 HEBERT, ROBERT | 47,000 | 133,400 | 22,500 | 157,900 | 2,810.62 |
| | 2136 HEBERT, SALLY ANN | 0 | 34,400 | 22,500 | 11,900 | 211.82 |
| | 1317 HENAULT, LOUISE A | 45,200 | 99,100 | 22,500 | 121,800 | 2,168.04 |
| | 2500 HENDON, ROBERT W | 83,300 | 582,600 | 22,500 | 643,400 | 11,452.52 |
| | 1555 HERRICK, GEORGE JR | 38,900 | 120,300 | 27,900 | 131,300 | 2,337.14 |
| | 1113 HEWITT, ALBERT E | 46,600 | 111,700 | 22,500 | 135,800 | 2,417.24 |
| | 2542 HIGGINS, ANGELA L | 25,600 | 0 | 0 | 25,600 | 455.68 |
| | 2075 HIGGINS, ANGELA L | 42,200 | 95,600 | 0 | 137,800 | 2,452.84 |
| | 2540 HIGGINS, JOSHUA W | 40,600 | 175,500 | 22,500 | 193,600 | 3,446.08 |
| | 1155 HIGGINS, MATTHEW | 28,100 | 0 | 0 | 28,100 | 500.18 |
| | 774 HIGGINS, MATTHEW | 42,200 | 168,500 | 22,500 | 188,200 | 3,349.96 |
| | 684 HIGGINS, PETER | 47,300 | 137,300 | 22,500 | 162,100 | 2,885.38 |

| Account | Name & Address | Land | Building | Exempt | Total | Tax |
|---------|------------------------------|---------|----------|--------|---------|----------|
| | 2663 HIGGINS, PETER | 0 | 5,800 | 5,800 | 0 | 0.00 |
| | 788 HIGGINS, SETH E | 47,000 | 110,200 | 22,500 | 134,700 | 2,397.66 |
| | 542 HILTS, LINDA L | 43,800 | 89,800 | 22,500 | 111,100 | 1,977.58 |
| | 522 HINDS, STANLEY W | 41,800 | 202,600 | 22,500 | 221,900 | 3,949.82 |
| | 448 HINXMAN, WAYNE D | 78,100 | 183,500 | 0 | 261,600 | 4,656.48 |
| | 2388 HINXMAN, WAYNE D | 43,000 | 198,500 | 22,500 | 219,000 | 3,898.20 |
| | 502 HISCOCK, HEIDI M | 37,700 | 110,100 | 22,500 | 125,300 | 2,230.34 |
| | 1932 HOBART, GREGGORY M | 49,600 | 143,400 | 22,500 | 170,500 | 3,034.90 |
| | 1293 HODGDON, CHARLES | 64,600 | 111,700 | 22,500 | 153,800 | 2,737.64 |
| | 1590 HODGKINS, ROBERT D | 48,600 | 68,500 | 27,900 | 89,200 | 1,587.76 |
| | 596 HODSDON, DOREEN E | 24,200 | 140,200 | 22,500 | 141,900 | 2,525.82 |
| | 848 HOFACKER, SASHA R | 46,500 | 112,400 | 22,500 | 136,400 | 2,427.92 |
| | 1111 HOFFAY, LORRI ADDITON | 44,700 | 0 | 0 | 44,700 | 795.66 |
| | 1490 HOGAN, FRANK | 12,700 | 0 | 0 | 12,700 | 226.06 |
| | 1481 HOGAN, FRANK | 45,000 | 166,000 | 22,500 | 188,500 | 3,355.30 |
| | 285 HOLBROOK, WILLIAM | 45,000 | 114,800 | 22,500 | 137,300 | 2,443.94 |
| | 838 HOLLAND, ELISE M | 46,800 | 137,100 | 0 | 183,900 | 3,273.42 |
| | 94 HOLLSTEIN, JAYNE M | 24,500 | 71,500 | 22,500 | 73,500 | 1,308.30 |
| | 2161 HOOPER, ROBERT & JENNY | 42,000 | 175,900 | 22,500 | 195,400 | 3,478.12 |
| | 2588 HOPKINS, CHRISTOPHER M | 33,800 | 0 | 0 | 33,800 | 601.64 |
| | 2 HOPKINS, KAYLA | 45,200 | 134,400 | 0 | 179,600 | 3,196.88 |
| | 1589 HORNING, LAWRENCE E | 44,700 | 35,900 | 27,900 | 52,700 | 938.06 |
| | 1130 HOUGHTON, PETER A | 45,400 | 123,900 | 0 | 169,300 | 3,013.54 |
| | 244 HOULD, ARTHUR J JR | 46,500 | 67,100 | 22,500 | 91,100 | 1,621.58 |
| | 1710 HOWE, LAURA B | 55,100 | 55,800 | 0 | 110,900 | 1,974.02 |
| | 934 HOWE, SEAN E | 45,900 | 95,200 | 22,500 | 118,600 | 2,111.08 |
| | 1713 HOWE, THEODORE W | 55,000 | 121,500 | 0 | 176,500 | 3,141.70 |
| | 1250 HOWES, CRYSTAL M | 46,400 | 125,600 | 0 | 172,000 | 3,061.60 |
| | 1455 HUNNEFIELD, KATHERINE A | 46,000 | 88,200 | 0 | 134,200 | 2,388.76 |
| | 1857 HUNT, ROGER | 65,900 | 34,500 | 0 | 100,400 | 1,787.12 |
| | 1584 HURRICANE PROPERTIES | 60,900 | 158,600 | 0 | 219,500 | 3,907.10 |
| | 388 HUTCHINS, MARY E | 45,000 | 151,300 | 22,500 | 173,800 | 3,093.64 |
| | 1304 HUTCHINSON, ERICA LYNN | 48,600 | 153,700 | 22,500 | 179,800 | 3,200.44 |
| | 1586 HUTCHINSON, JOSEPH A | 41,000 | 84,200 | 0 | 125,200 | 2,228.56 |
| | 240 HUTCHINSON, RONALD S JR | 57,000 | 133,100 | 22,500 | 167,600 | 2,983.28 |
| | 1145 HUTTON, MARK G | 85,700 | 145,300 | 0 | 231,000 | 4,111.80 |
| | 1720 IANNAZZO, ANTHONY J | 54,200 | 95,300 | 0 | 149,500 | 2,661.10 |
| | 1735 IANNAZZO, ANTHONY J | 6,500 | 0 | 0 | 6,500 | 115.70 |
| | 1378 IANNOTTI, MICHAEL | 46,400 | 95,800 | 0 | 142,200 | 2,531.16 |
| | 2169 ILERI, SERA | 47,100 | 127,900 | 0 | 175,000 | 3,115.00 |
| | 1807 INGERSOIL, NORRIS E | 113,000 | 129,500 | 0 | 242,500 | 4,316.50 |
| | 2218 IRISH, WOODROW F JR | 64,800 | 178,100 | 27,900 | 215,000 | 3,827.00 |
| | 627 IVY, SCOTT A | 20,700 | 45,100 | 0 | 65,800 | 1,171.24 |
| | 18 IZER, ROSS F | 39,800 | 77,000 | 22,500 | 94,300 | 1,678.54 |
| | 1352 JACKSON, DANIEL | 40,800 | 16,800 | 0 | 57,600 | 1,025.28 |
| | 1192 JACKSON-WASHBURN, LINDA | 127,700 | 114,300 | 22,500 | 219,500 | 3,907.10 |
| | 1162 JACOBS, DONALD L | 52,200 | 58,800 | 27,900 | 83,100 | 1,479.18 |
| | 2103 JACOBS, STEPHEN B | 50,000 | 150,700 | 22,500 | 178,200 | 3,171.96 |
| | 1198 JACOBS, STEVEN S | 130,400 | 149,400 | 0 | 279,800 | 4,980.44 |
| | 611 JACQUES, CAROL A | 21,000 | 80,000 | 22,500 | 78,500 | 1,397.30 |
| | 2127 JACQUES, DANIEL A | 127,000 | 197,000 | 22,500 | 301,500 | 5,366.70 |
| | 2360 JALBERT, DAVID | 40,800 | 93,900 | 22,500 | 112,200 | 1,997.16 |
| | 1240 JANDREAU, KEVIN C & | 46,000 | 230,900 | 22,500 | 254,400 | 4,528.32 |
| | 484 JANOSCO, STEVE | 57,200 | 152,500 | 22,500 | 187,200 | 3,332.16 |
| | 1358 JARVIS REALTY LLC | 109,800 | 332,100 | 0 | 441,900 | 7,865.82 |
| | 1069 JEAN, GERALDINE | 47,200 | 107,400 | 22,500 | 132,100 | 2,351.38 |
| | 766 JEAN, HILLARY M | 48,600 | 83,800 | 0 | 132,400 | 2,356.72 |

| Account | Name & Address | Land | Building | Exempt | Total | Tax |
|---------|------------------------------|---------|----------|---------|---------|----------|
| | 2457 JEAN, LISA A | 47,800 | 114,200 | 22,500 | 139,500 | 2,483.10 |
| | 2085 JEFFCOATS, TIMOTHY P | 56,600 | 170,600 | 27,900 | 199,300 | 3,547.54 |
| | 2298 JERVIS, JOCELYN C | 99,600 | 196,800 | 22,500 | 273,900 | 4,875.42 |
| | 1428 JIPSON, JOSEPH | 76,500 | 58,200 | 0 | 134,700 | 2,397.66 |
| | 1099 JIPSON, JOSEPH | 35,800 | 106,700 | 27,900 | 114,600 | 2,039.88 |
| | 2496 JOHNSON, ADAM | 43,700 | 176,400 | 0 | 220,100 | 3,917.78 |
| | 2383 JOHNSON, AMANDA L | 52,700 | 153,300 | 0 | 206,000 | 3,666.80 |
| | 231 JOHNSON, CHRISTOPHER A | 45,100 | 216,700 | 0 | 261,800 | 4,660.04 |
| | 1279 JOHNSON, DAVID N | 52,200 | 119,500 | 22,500 | 149,200 | 2,655.76 |
| | 83 JOHNSON, GLENDA L | 43,500 | 72,500 | 0 | 116,000 | 2,064.80 |
| | 1082 JOHNSON, HELEN A | 92,400 | 95,000 | 27,900 | 159,500 | 2,839.10 |
| | 108 JOHNSON, HOWARD JR | 600 | 0 | 0 | 600 | 10.68 |
| | 1916 JOHNSON, LYNDA M | 34,800 | 0 | 0 | 34,800 | 619.44 |
| | 608 JOHNSON, RONALD | 46,800 | 29,000 | 22,500 | 53,300 | 948.74 |
| | 1314 JOHNSON, TAMMY L | 45,200 | 117,000 | 22,500 | 139,700 | 2,486.66 |
| | 2331 JOHNSON, THOMAS D | 41,400 | 26,700 | 22,500 | 45,600 | 811.68 |
| | 1707 JOHNSTON, CARROLL A | 89,600 | 86,400 | 27,900 | 148,100 | 2,636.18 |
| | 1706 JOHNSTON, DEBRA N | 48,300 | 34,800 | 0 | 83,100 | 1,479.18 |
| | 45 JOKINEN, PETER W | 46,400 | 62,000 | 0 | 108,400 | 1,929.52 |
| | 1605 JOLICOEUR, PETER | 37,700 | 98,100 | 22,500 | 113,300 | 2,016.74 |
| | 409 JONES, LEE E | 49,900 | 148,300 | 22,500 | 175,700 | 3,127.46 |
| | 852 JORDAN, ALIVIA P | 47,200 | 112,200 | 0 | 159,400 | 2,837.32 |
| | 1749 JORDAN, CALEB J | 55,800 | 122,500 | 0 | 178,300 | 3,173.74 |
| | 487 JORDAN, DIANE | 57,200 | 279,900 | 22,500 | 314,600 | 5,599.88 |
| | 714 JORDAN, SHAWN | 31,800 | 0 | 0 | 31,800 | 566.04 |
| | 746 JORDAN, SHAWN E | 48,600 | 115,400 | 22,500 | 141,500 | 2,518.70 |
| | 1799 JORDAN, SR, THOMAS C & | 61,500 | 0 | 0 | 61,500 | 1,094.70 |
| | 1798 JORDAN, THOMAS C SR | 71,100 | 0 | 0 | 71,100 | 1,265.58 |
| | 2401 JOYNER, LINA J | 56,600 | 108,300 | 22,500 | 142,400 | 2,534.72 |
| | 1566 JULIA ADAMS MORSE | 47,300 | 204,700 | 252,000 | 0 | 0.00 |
| | 2355 JUNTURA, TAMI L | 49,400 | 204,800 | 22,500 | 231,700 | 4,124.26 |
| | 1824 JUTRAS, CONRAD, ARMAND, | 9,600 | 1,200 | 0 | 10,800 | 192.24 |
| | 171 K AND L PROPERTIES OF | 64,800 | 252,400 | 0 | 317,200 | 5,646.16 |
| | 2027 KANE, TRAVIS | 48,900 | 118,700 | 0 | 167,600 | 2,983.28 |
| | 570 KARY, DANIEL J LIVING | 73,000 | 322,300 | 22,500 | 372,800 | 6,635.84 |
| | 472 KAUFMAN, DENISE | 48,300 | 115,700 | 22,500 | 141,500 | 2,518.70 |
| | 1598 KAYASHIMA, ANNE MARIE | 43,000 | 70,500 | 0 | 113,500 | 2,020.30 |
| | 1738 KEEFE, JEAN M | 61,000 | 46,700 | 27,900 | 79,800 | 1,420.44 |
| | 2094 KEENAN, ROBERT C | 40,800 | 175,900 | 22,500 | 194,200 | 3,456.76 |
| | 2308 KEENE, DENISE | 0 | 20,800 | 0 | 20,800 | 370.24 |
| | 1580 KEITH, MARK A SR | 45,000 | 115,700 | 22,500 | 138,200 | 2,459.96 |
| | 1084 KELLER, AMANDA & STUART | 45,900 | 118,700 | 22,500 | 142,100 | 2,529.38 |
| | 2283 KELLEY, BRIAN W | 50,400 | 227,200 | 22,500 | 255,100 | 4,540.78 |
| | 1770 KELSEY, THOMAS E | 48,500 | 90,600 | 0 | 139,100 | 2,475.98 |
| | 1690 KENT, DONNA S | 52,100 | 0 | 0 | 52,100 | 927.38 |
| | 1691 KENT, DONNA S | 64,200 | 15,800 | 0 | 80,000 | 1,424.00 |
| | 2014 KENT, DONNA S | 700 | 0 | 0 | 700 | 12.46 |
| | 1473 KETCHER, DALENE TRUSTEE | 33,000 | 25,800 | 0 | 58,800 | 1,046.64 |
| | 1439 KEVIN P MONROE LIVING | 116,600 | 114,500 | 0 | 231,100 | 4,113.58 |
| | 2533 KIBBEE, TAYLOR | 33,200 | 0 | 0 | 33,200 | 590.96 |
| | 657 KIBBEE, TAYLOR | 47,700 | 209,300 | 22,500 | 234,500 | 4,174.10 |
| | 1034 KIDDER, JONI D | 44,400 | 127,100 | 22,500 | 149,000 | 2,652.20 |
| | 236 KILTON, COREY M | 62,800 | 131,300 | 0 | 194,100 | 3,454.98 |
| | 1071 KILTON, JESSICA E | 46,500 | 64,700 | 0 | 111,200 | 1,979.36 |
| | 1774 KIMBALL, ELAINA F | 53,400 | 100,100 | 22,500 | 131,000 | 2,331.80 |
| | 1267 KIROUAC, DONALD | 61,000 | 167,400 | 27,900 | 200,500 | 3,568.90 |
| | 867 KIRSCHMANN, DAVID C | 36,600 | 73,000 | 22,500 | 87,100 | 1,550.38 |

| Account | Name & Address | Land | Building | Exempt | Total | Tax |
|---------|------------------------------|---------|----------|--------|---------|----------|
| | 1187 KNIGHT, WILLIAM B | 51,300 | 159,400 | 22,500 | 188,200 | 3,349.96 |
| | 553 KNOWLES, ELAINE | 43,800 | 79,000 | 22,500 | 100,300 | 1,785.34 |
| | 535 KNOWLTON, CAIN G | 44,100 | 81,700 | 22,500 | 103,300 | 1,838.74 |
| | 2152 KNOWLTON, GREGORY | 39,000 | 124,800 | 22,500 | 141,300 | 2,515.14 |
| | 1618 KNOWLTON, RAYLENE S | 47,000 | 89,000 | 0 | 136,000 | 2,420.80 |
| | 2391 KOSTELANETZ, VICTOR | 307,800 | 246,300 | 0 | 554,100 | 9,862.98 |
| | 1915 KOWALSKI, YURI C | 54,500 | 203,200 | 22,500 | 235,200 | 4,186.56 |
| | 2623 KOWALSKI, YURI C | 42,200 | 0 | 0 | 42,200 | 751.16 |
| | 878 KRISE, REBEKAH | 55,900 | 111,500 | 0 | 167,400 | 2,979.72 |
| | 1781 KRUG REAL ESTATE, LLC | 55,000 | 64,600 | 0 | 119,600 | 2,128.88 |
| | 197 KULLSON, RICHARD | 51,200 | 145,900 | 0 | 197,100 | 3,508.38 |
| | 1497 KUNATH, JONATHAN | 53,800 | 25,600 | 0 | 79,400 | 1,413.32 |
| | 1475 KUNATH, JONATHAN L | 3,600 | 0 | 0 | 3,600 | 64.08 |
| | 1498 KUNATH, KAYLA D | 71,700 | 28,200 | 0 | 99,900 | 1,778.22 |
| | 160 LABBE, DAVID N | 47,800 | 87,000 | 22,500 | 112,300 | 1,998.94 |
| | 228 LABBE, JEFFREY M | 84,600 | 163,200 | 22,500 | 225,300 | 4,010.34 |
| | 2530 LABBE, JEFFREY M | 32,500 | 0 | 0 | 32,500 | 578.50 |
| | 56 LABBE, RICHARD J | 36,200 | 89,300 | 22,500 | 103,000 | 1,833.40 |
| | 527 LABBE, ROBERT R | 46,800 | 92,500 | 22,500 | 116,800 | 2,079.04 |
| | 1217 LABELLE, WILLIAM | 1,200 | 13,000 | 0 | 14,200 | 252.76 |
| | 1221 LABELLE, WILLIAM D | 46,900 | 313,500 | 22,500 | 337,900 | 6,014.62 |
| | 200 LABERGE, RICHARD B | 53,600 | 24,800 | 22,500 | 55,900 | 995.02 |
| | 2065 LABONTE, MARK | 46,500 | 30,500 | 22,500 | 54,500 | 970.10 |
| | 242 LABRECQUE, BENJAMIN D | 53,200 | 129,000 | 22,500 | 159,700 | 2,842.66 |
| | 1551 LACHANCE, KELLY J | 27,700 | 82,900 | 22,500 | 88,100 | 1,568.18 |
| | 1355 LACHAPELLE, LOUIS R | 52,900 | 56,200 | 27,900 | 81,200 | 1,445.36 |
| | 1801 LACOSTE, JOLINE | 73,200 | 152,100 | 22,500 | 202,800 | 3,609.84 |
| | 1810 LACOSTE, JOLINE | 21,600 | 16,400 | 0 | 38,000 | 676.40 |
| | 209 LACOSTE, JOLINE | 80,100 | 134,700 | 0 | 214,800 | 3,823.44 |
| | 2068 LACROIX, IRENE | 45,800 | 145,400 | 27,900 | 163,300 | 2,906.74 |
| | 505 LACROIX-SANFORD, STORMI | 46,800 | 154,800 | 0 | 201,600 | 3,588.48 |
| | 174 LACY, MICHAEL W | 53,800 | 171,300 | 5,400 | 219,700 | 3,910.66 |
| | 1757 LAFAYETTE, JACQUELINE P | 43,600 | 43,300 | 0 | 86,900 | 1,546.82 |
| | 2405 LAFLAMME, DERICK D | 63,800 | 216,400 | 22,500 | 257,700 | 4,587.06 |
| | 993 LAFLAMME, JAMES R | 36,400 | 110,200 | 22,500 | 124,100 | 2,208.98 |
| | 1539 LAFONTAINE, DALE E | 43,100 | 120,800 | 22,500 | 141,400 | 2,516.92 |
| | 908 LAFONTAINE, JUSTIN E | 48,200 | 85,200 | 22,500 | 110,900 | 1,974.02 |
| | 2319 LAFRANCE, DAVID | 46,600 | 109,000 | 22,500 | 133,100 | 2,369.18 |
| | 620 LAGASSE, BENJAMIN A | 32,700 | 144,500 | 0 | 177,200 | 3,154.16 |
| | 1433 LAGASSE, WILFRED | 99,800 | 19,900 | 0 | 119,700 | 2,130.66 |
| | 407 LAGASSE, WILFRED N | 41,600 | 116,100 | 22,500 | 135,200 | 2,406.56 |
| | 406 LAGASSE, WILFRED NELSON | 49,800 | 5,200 | 0 | 55,000 | 979.00 |
| | 2009 LAGERSON, JAMES W | 60,000 | 199,700 | 22,500 | 237,200 | 4,222.16 |
| | 2193 LAGUEUX, NORMAND P | 46,800 | 157,700 | 22,500 | 182,000 | 3,239.60 |
| | 2519 LAGUEUX, NORMAND P | 66,800 | 40,400 | 0 | 107,200 | 1,908.16 |
| | 317 LAHEY, DANIEL R | 38,400 | 19,400 | 0 | 57,800 | 1,028.84 |
| | 1429 LAKE, ELAINE G | 89,600 | 31,300 | 0 | 120,900 | 2,152.02 |
| | 373 LAKE, GARRETT | 46,500 | 230,100 | 22,500 | 254,100 | 4,522.98 |
| | 1980 LALIBERTE, MARK R | 46,800 | 92,400 | 22,500 | 116,700 | 2,077.26 |
| | 1731 LALIBERTE, ROLANDE M | 44,400 | 61,100 | 27,900 | 77,600 | 1,381.28 |
| | 536 LALIBERTE, RONALD J | 45,700 | 105,700 | 0 | 151,400 | 2,694.92 |
| | 390 LAMBERT, DARYL A | 43,600 | 137,600 | 0 | 181,200 | 3,225.36 |
| | 1762 LAMBERT, LAURIANNE R & | 81,200 | 47,200 | 0 | 128,400 | 2,285.52 |
| | 389 LAMBERT, RONALD G | 66,800 | 135,600 | 22,500 | 179,900 | 3,202.22 |
| | 428 LAMONTAGNE, DONALD | 46,600 | 0 | 0 | 46,600 | 829.48 |
| | 2201 LAMONTAGNE, JOHN D | 93,300 | 188,700 | 0 | 282,000 | 5,019.60 |
| | 1606 LAMONTAGNE, ROSE MERIE | 48,600 | 258,700 | 22,500 | 284,800 | 5,069.44 |

| Account | Name & Address | Land | Building | Exempt | Total | Tax |
|---------|------------------------------|---------|----------|--------|---------|----------|
| | 1321 LAMOTHE, DENIS H | 45,000 | 153,300 | 22,500 | 175,800 | 3,129.24 |
| | 2517 LAND IN COMMON INC | 46,400 | 0 | 0 | 46,400 | 825.92 |
| | 387 LAND IN COMMON INC | 57,900 | 226,400 | 0 | 284,300 | 5,060.54 |
| | 2515 LAND IN COMMON, INC | 20,000 | 0 | 0 | 20,000 | 356.00 |
| | 2579 LAND IN COMMON, INC | 16,400 | 0 | 0 | 16,400 | 291.92 |
| | 2451 LAND IN COMMON, INC | 70,600 | 8,200 | 0 | 78,800 | 1,402.64 |
| | 2611 LAND IN COMMON, INC | 24,500 | 0 | 0 | 24,500 | 436.10 |
| | 1309 LANDREVILLE, DANIEL A | 53,300 | 136,000 | 22,500 | 166,800 | 2,969.04 |
| | 111 LANDRY, AARON M & | 49,500 | 154,500 | 22,500 | 181,500 | 3,230.70 |
| | 2029 LANDRY, ANTONIO | 46,500 | 135,100 | 0 | 181,600 | 3,232.48 |
| | 1887 LANDRY, BRIAN R | 46,500 | 141,000 | 22,500 | 165,000 | 2,937.00 |
| | 1319 LANDRY, LINDA H | 45,200 | 96,700 | 22,500 | 119,400 | 2,125.32 |
| | 629 LANDRY, MATTHEW R | 44,200 | 88,400 | 22,500 | 110,100 | 1,959.78 |
| | 462 LANDRY, PETER | 48,300 | 225,600 | 0 | 273,900 | 4,875.42 |
| | 531 LANDRY, ROGER | 50,600 | 105,200 | 22,500 | 133,300 | 2,372.74 |
| | 2379 LANDRY, WILLIAM J JR | 46,800 | 90,500 | 0 | 137,300 | 2,443.94 |
| | 253 LANE ROAD (PEARE) | 900 | 0 | 900 | 0 | 0.00 |
| | 457 LANE-LABBE, REBECCA | 55,100 | 213,100 | 0 | 268,200 | 4,773.96 |
| | 937 LANGELIER, BERT | 28,800 | 0 | 0 | 28,800 | 512.64 |
| | 2460 LANGELIER, CRAIG E | 67,100 | 0 | 0 | 67,100 | 1,194.38 |
| | 923 LANGLIN, LINDA T | 40,800 | 117,100 | 22,500 | 135,400 | 2,410.12 |
| | 713 LANGLOIS, SCOTT E | 40,700 | 137,800 | 22,500 | 156,000 | 2,776.80 |
| | 980 LAPIN, JANET B | 56,900 | 273,500 | 22,500 | 307,900 | 5,480.62 |
| | 957 LAPLANTE, MATTHEW R | 46,200 | 109,500 | 22,500 | 133,200 | 2,370.96 |
| | 216 LAPOINTE, BENOIT | 60,200 | 176,900 | 22,500 | 214,600 | 3,819.88 |
| | 2508 LAPOINTE, JOSHUA | 46,600 | 74,300 | 22,500 | 98,400 | 1,751.52 |
| | 2309 LAPOINTE, MARCEL | 0 | 18,900 | 0 | 18,900 | 336.42 |
| | 402 LAPOINTE, MICHAEL P | 44,400 | 87,400 | 0 | 131,800 | 2,346.04 |
| | 1126 LAROCHE, GABRIEL | 87,800 | 189,400 | 22,500 | 254,700 | 4,533.66 |
| | 1190 LAROCHE, MARK R | 177,900 | 186,500 | 22,500 | 341,900 | 6,085.82 |
| | 2162 LARUE, CHARLOTTE L | 72,900 | 144,200 | 22,500 | 194,600 | 3,463.88 |
| | 476 LASHMAN, JUDITH | 57,200 | 182,200 | 27,900 | 211,500 | 3,764.70 |
| | 1467 LAUSIER, WENDY J | 46,000 | 75,500 | 0 | 121,500 | 2,162.70 |
| | 2607 LAVERDIERE, RILEY | 27,400 | 0 | 0 | 27,400 | 487.72 |
| | 2604 LAVERDIERE, ROLAND | 27,900 | 0 | 0 | 27,900 | 496.62 |
| | 1947 LAVERDIERE, ROLAND J | 62,900 | 177,000 | 22,500 | 217,400 | 3,869.72 |
| | 533 LAVERRIERE, CARLEY | 47,500 | 100,700 | 22,500 | 125,700 | 2,237.46 |
| | 1614 LAVIGNE, JENNIFER E | 33,500 | 102,100 | 0 | 135,600 | 2,413.68 |
| | 1609 LAVIGNE, NORMAN A | 34,200 | 25,000 | 0 | 59,200 | 1,053.76 |
| | 1312 LAVOIE, ALICIA A | 50,400 | 126,300 | 22,500 | 154,200 | 2,744.76 |
| | 1649 LAVOIE, CHERYL L | 61,300 | 347,400 | 0 | 408,700 | 7,274.86 |
| | 551 LAVOIE, JESSE E | 46,800 | 87,400 | 0 | 134,200 | 2,388.76 |
| | 162 LAVOIE, PHIL N | 43,500 | 79,500 | 0 | 123,000 | 2,189.40 |
| | 632 LAVOIE, PHILIPPE | 36,200 | 144,900 | 22,500 | 158,600 | 2,823.08 |
| | 2252 LAVOIE, PHILIPPE N | 44,700 | 181,000 | 0 | 225,700 | 4,017.46 |
| | 622 LAVOIE, PHILIPPE N & | 25,400 | 0 | 0 | 25,400 | 452.12 |
| | 628 LAVOIE, PHILLIPE N | 45,000 | 135,600 | 0 | 180,600 | 3,214.68 |
| | 1105 LEAVITT, ANDREW D | 41,300 | 140,700 | 0 | 182,000 | 3,239.60 |
| | 1409 LEAVITT, BEVERLY ET ALS | 130,200 | 24,000 | 0 | 154,200 | 2,744.76 |
| | 2190 LEBEL, ABRAHAM L | 46,700 | 114,500 | 0 | 161,200 | 2,869.36 |
| | 1404 LEBEL, DAVID M | 142,200 | 56,300 | 0 | 198,500 | 3,533.30 |
| | 1419 LEBEL, DAVID M | 400 | 7,500 | 0 | 7,900 | 140.62 |
| | 1671 LEBLANC, ANDRE B | 42,900 | 94,100 | 22,500 | 114,500 | 2,038.10 |
| | 2332 LEBLANC, LESLIE MARIE | 46,600 | 167,000 | 0 | 213,600 | 3,802.08 |
| | 482 LEBOURDAIS, CHAD L | 57,200 | 149,400 | 22,500 | 184,100 | 3,276.98 |
| | 263 LEBRUN, RYAN | 47,700 | 129,200 | 22,500 | 154,400 | 2,748.32 |
| | 566 LEBRUN, STEVEN G | 55,500 | 96,600 | 22,500 | 129,600 | 2,306.88 |

| Account | Name & Address | Land | Building | Exempt | Total | Tax |
|---------|-----------------------------|---------|----------|--------|---------|----------|
| | 399 LECLAIR, PAUL TRUSTEE | 46,300 | 118,700 | 0 | 165,000 | 2,937.00 |
| | 2371 LECLERC, DANIEL M | 109,300 | 239,700 | 22,500 | 326,500 | 5,811.70 |
| | 2549 LECLERC, KAITLYN | 30,000 | 3,200 | 0 | 33,200 | 590.96 |
| | 2657 LECLERC, KIERSTIN | 46,300 | 54,700 | 0 | 101,000 | 1,797.80 |
| | 2583 LECLERC, MARCEL M | 32,900 | 0 | 0 | 32,900 | 585.62 |
| | 459 LECLERC, SUZANNE M | 28,900 | 32,600 | 0 | 61,500 | 1,094.70 |
| | 2573 LECLERC, SUZANNE M J | 28,900 | 0 | 0 | 28,900 | 514.42 |
| | 652 LECLERC, TODD | 50,400 | 151,400 | 22,500 | 179,300 | 3,191.54 |
| | 2643 LECLERC, TODD & AMANDA | 35,500 | 0 | 0 | 35,500 | 631.90 |
| | 925 LECLERC, TODD C | 69,600 | 121,600 | 0 | 191,200 | 3,403.36 |
| | 900 LECLERC, TODD C | 33,600 | 0 | 0 | 33,600 | 598.08 |
| | 2336 LECLERC, TODD G | 67,300 | 430,600 | 0 | 497,900 | 8,862.62 |
| | 463 LECOMPTE, EUGENE R | 46,800 | 90,000 | 27,900 | 108,900 | 1,938.42 |
| | 1116 LEDGER, ELENA M | 47,900 | 120,200 | 27,900 | 140,200 | 2,495.56 |
| | 9 LEDOUX, WILLIAM | 188,800 | 194,600 | 22,500 | 360,900 | 6,424.02 |
| | 1601 LEE, DANIEL A & BRENDA | 38,200 | 143,500 | 0 | 181,700 | 3,234.26 |
| | 1775 LEE, RICHARD R | 7,500 | 0 | 0 | 7,500 | 133.50 |
| | 1828 LEHMAN, GENEVA A | 60,000 | 47,200 | 27,900 | 79,300 | 1,411.54 |
| | 315 LEHOUX, ROBERT JR | 45,900 | 190,500 | 22,500 | 213,900 | 3,807.42 |
| | 2149 LEHOUX, ROBERT JR | 23,100 | 0 | 0 | 23,100 | 411.18 |
| | 313 LEHOUX, ROBERT JR | 38,700 | 84,000 | 0 | 122,700 | 2,184.06 |
| | 3 LEIGHTON, BRENDA S | 31,800 | 0 | 0 | 31,800 | 566.04 |
| | 24 LEIGHTON, DONALD P | 72,100 | 147,300 | 22,500 | 196,900 | 3,504.82 |
| | 582 LEMARIE, WILFRED M | 49,300 | 150,100 | 22,500 | 176,900 | 3,148.82 |
| | 1758 LEMAY, JENNIFER LYNN | 38,200 | 0 | 0 | 38,200 | 679.96 |
| | 1320 LEMAY, MICHAEL | 45,500 | 121,600 | 22,500 | 144,600 | 2,573.88 |
| | 1005 LEMELIN, KYLE | 45,100 | 114,800 | 22,500 | 137,400 | 2,445.72 |
| | 2535 LEMIEUX, EDWARD P | 8,300 | 0 | 0 | 8,300 | 147.74 |
| | 2404 LEMIEUX, EDWARD P | 58,200 | 173,200 | 22,500 | 208,900 | 3,718.42 |
| | 413 LEONARD, KEVIN | 45,100 | 164,800 | 22,500 | 187,400 | 3,335.72 |
| | 509 LEPAGE, DAVID | 46,000 | 114,000 | 22,500 | 137,500 | 2,447.50 |
| | 1375 LEPAGE, MAURICE A | 47,300 | 101,700 | 22,500 | 126,500 | 2,251.70 |
| | 72 LEPPALA, SHELDON | 41,700 | 23,600 | 0 | 65,300 | 1,162.34 |
| | 1322 LESPERANCE, KATHLEEN J | 45,000 | 93,800 | 22,500 | 116,300 | 2,070.14 |
| | 1594 LESSARD CONSTRUCTION | 51,300 | 123,500 | 0 | 174,800 | 3,111.44 |
| | 271 LESSARD JOHN | 61,600 | 152,200 | 22,500 | 191,300 | 3,405.14 |
| | 806 LESSARD, PHILIP D | 50,600 | 184,800 | 22,500 | 212,900 | 3,789.62 |
| | 1513 LESSARD, RICHARD N L | 76,000 | 13,600 | 0 | 89,600 | 1,594.88 |
| | 1275 LESSARD, ROBERT | 57,000 | 112,200 | 22,500 | 146,700 | 2,611.26 |
| | 205 LESSARD, RONALD C | 44,600 | 179,700 | 0 | 224,300 | 3,992.54 |
| | 2601 LESSARD, ZACHARY R | 37,100 | 0 | 0 | 37,100 | 660.38 |
| | 1946 LETOURNEAU, MICHAEL D | 64,800 | 268,400 | 0 | 333,200 | 5,930.96 |
| | 1177 LETOURNEAU, NICHOLAS R | 50,600 | 104,700 | 0 | 155,300 | 2,764.34 |
| | 2450 LETOURNEAU, PAUL D | 47,200 | 194,900 | 0 | 242,100 | 4,309.38 |
| | 1955 LEVASSEUR, DONNA | 63,600 | 340,200 | 0 | 403,800 | 7,187.64 |
| | 1942 LEVASSEUR, MATTHEW R. | 65,000 | 226,200 | 0 | 291,200 | 5,183.36 |
| | 994 LEVASSEUR, MAURICE | 36,200 | 124,500 | 27,900 | 132,800 | 2,363.84 |
| | 6 LEVASSEUR-LABRIE, JANE | 117,500 | 110,600 | 22,500 | 205,600 | 3,659.68 |
| | 88 LEVESQUE, AMANDA & | 36,000 | 0 | 0 | 36,000 | 640.80 |
| | 115 LEVESQUE, ERIC J | 46,500 | 172,900 | 0 | 219,400 | 3,905.32 |
| | 1147 LEVESQUE, GLENN T | 47,300 | 55,600 | 0 | 102,900 | 1,831.62 |
| | 1154 LEVESQUE, JEFFREY S | 122,900 | 15,700 | 0 | 138,600 | 2,467.08 |
| | 1950 LEVESQUE, KEITH | 62,300 | 159,300 | 22,500 | 199,100 | 3,543.98 |
| | 468 LEVESQUE, KEVIN M | 48,200 | 103,100 | 0 | 151,300 | 2,693.14 |
| | 2007 LEVESQUE, LYNN M | 49,600 | 132,700 | 22,500 | 159,800 | 2,844.44 |
| | 217 LEVESQUE, RONALD J | 46,600 | 30,400 | 0 | 77,000 | 1,370.60 |
| | 1518 LEVINE, MARY | 45,100 | 42,200 | 0 | 87,300 | 1,553.94 |

| Account | Name & Address | Land | Building | Exempt | Total | Tax |
|---------|-----------------------------|---------|----------|--------|---------|-----------|
| | 1520 LEVINE, ROBERT | 26,200 | 22,200 | 0 | 48,400 | 861.52 |
| | 1621 LEW-BURN, LLC | 120,400 | 13,200 | 0 | 133,600 | 2,378.08 |
| | 1628 LEW-BURN, LLC | 0 | 6,700 | 0 | 6,700 | 119.26 |
| | 1625 LEW-BURN, LLC | 0 | 4,600 | 0 | 4,600 | 81.88 |
| | 1626 LEW-BURN, LLC | 0 | 6,500 | 0 | 6,500 | 115.70 |
| | 1630 LEW-BURN, LLC | 0 | 15,500 | 0 | 15,500 | 275.90 |
| | 2495 LEW-BURN, LLC | 0 | 12,600 | 0 | 12,600 | 224.28 |
| | 2365 LEW-BURN, LLC | 0 | 16,200 | 0 | 16,200 | 288.36 |
| | 2483 LEWISTON CELL TELCO | 35,500 | 167,200 | 0 | 202,700 | 3,608.06 |
| | 984 LIBBY, ALICE L | 48,100 | 117,800 | 27,900 | 138,000 | 2,456.40 |
| | 1978 LIBBY, CRAIG | 110,100 | 96,800 | 0 | 206,900 | 3,682.82 |
| | 594 LIBBY, RICHARD H | 39,200 | 133,400 | 22,500 | 150,100 | 2,671.78 |
| | 782 LITALIEN, MARC L | 47,000 | 161,700 | 22,500 | 186,200 | 3,314.36 |
| | 1786 LITTLE, HAROLD J | 86,800 | 0 | 0 | 86,800 | 1,545.04 |
| | 257 LITTLE, NILA M | 42,200 | 9,800 | 22,500 | 29,500 | 525.10 |
| | 1171 LJM REALTY INC | 41,700 | 135,300 | 0 | 177,000 | 3,150.60 |
| | 1492 LONG, DOLORES | 79,700 | 28,300 | 0 | 108,000 | 1,922.40 |
| | 591 LONG, HOLLY J | 48,000 | 233,800 | 33,300 | 248,500 | 4,423.30 |
| | 567 LONG, HOLLY J | 24,000 | 0 | 0 | 24,000 | 427.20 |
| | 2234 LONGCHAMPS, ANTHONY R | 61,200 | 248,200 | 22,500 | 286,900 | 5,106.82 |
| | 2622 LONGCHAMPS, ANTHONY R | 38,700 | 0 | 0 | 38,700 | 688.86 |
| | 286 LONGCHAMPS, ERIC | 49,600 | 172,600 | 22,500 | 199,700 | 3,554.66 |
| | 2572 LONGCHAMPS, EVAN D | 50,700 | 149,800 | 22,500 | 178,000 | 3,168.40 |
| | 339 LONGSTREET, DARRELL JR | 34,400 | 58,100 | 0 | 92,500 | 1,646.50 |
| | 720 LOVERING, PAMELA S | 54,600 | 105,700 | 0 | 160,300 | 2,853.34 |
| | 2437 LOWELL, MICHELLE L | 42,500 | 157,800 | 0 | 200,300 | 3,565.34 |
| | 154 LOWIT, JASON C | 43,000 | 28,300 | 0 | 71,300 | 1,269.14 |
| | 2431 LUCAS, LISA T | 46,600 | 115,100 | 0 | 161,700 | 2,878.26 |
| | 512 LUCAS, WELDON R & | 72,700 | 32,000 | 0 | 104,700 | 1,863.66 |
| | 1405 LUKAS, HEIDI M | 113,600 | 48,500 | 0 | 162,100 | 2,885.38 |
| | 1784 LUNT, DAVID A | 113,000 | 92,500 | 22,500 | 183,000 | 3,257.40 |
| | 1200 LUPHER, JOSHUA V | 49,000 | 180,100 | 22,500 | 206,600 | 3,677.48 |
| | 176 LYDEN, THEDA A | 52,200 | 144,200 | 0 | 196,400 | 3,495.92 |
| | 309 LYNCH, DENNIS A | 0 | 13,700 | 13,700 | 0 | 0.00 |
| | 1297 LYONS, ANDREA J | 52,800 | 90,300 | 22,500 | 120,600 | 2,146.68 |
| | 1979 LYONS, JUDITH N | 41,000 | 18,700 | 22,500 | 37,200 | 662.16 |
| | 1216 LYONS, STEPHEN D | 46,800 | 96,500 | 22,500 | 120,800 | 2,150.24 |
| | 1964 M & J DEVELOPERS INC | 17,200 | 0 | 0 | 17,200 | 306.16 |
| | 172 M & J DEVELOPERS INC | 17,900 | 0 | 0 | 17,900 | 318.62 |
| | 2660 MACDONALD, CYNTHIA M | 33,400 | 0 | 0 | 33,400 | 594.52 |
| | 1753 MACDONALD, DAVID R | 48,600 | 24,700 | 22,500 | 50,800 | 904.24 |
| | 911 MACE-DAVIS, ROBERT B | 80,400 | 303,700 | 22,500 | 361,600 | 6,436.48 |
| | 1068 MACGREGOR, GRETCHEN A | 70,100 | 187,000 | 22,500 | 234,600 | 4,175.88 |
| | 569 MACKENZIE, TRENA L | 38,200 | 0 | 0 | 38,200 | 679.96 |
| | 319 MACLAREN, SUSAN | 40,500 | 52,000 | 22,500 | 70,000 | 1,246.00 |
| | 877 MACMILLAN, CRAIG E | 42,600 | 222,300 | 22,500 | 242,400 | 4,314.72 |
| | 2408 MACMILLAN, DOUGLAS R | 81,700 | 159,900 | 0 | 241,600 | 4,300.48 |
| | 1142 MACMUNN, BRUCE E | 52,100 | 78,800 | 22,500 | 108,400 | 1,929.52 |
| | 1538 MAC'S CONVENIENCE | 53,400 | 276,700 | 0 | 330,100 | 5,875.78 |
| | 1819 MADORE, DAVID R | 48,000 | 88,400 | 22,500 | 113,900 | 2,027.42 |
| | 386 MAGNUSSEN, ERIK | 46,600 | 53,100 | 22,500 | 77,200 | 1,374.16 |
| | 192 MAHEUX, SCOTT R | 43,800 | 53,700 | 0 | 97,500 | 1,735.50 |
| | 2295 MAHEUX, SCOTT R | 46,600 | 167,300 | 22,500 | 191,400 | 3,406.92 |
| | 1136 MAHNS, TRISTAN D & | 46,500 | 350,100 | 0 | 396,600 | 7,059.48 |
| | 1343 MAILHOT, PETER | 43,300 | 116,100 | 22,500 | 136,900 | 2,436.82 |
| | 1949 MAILHOT, RICHARD | 62,400 | 141,800 | 22,500 | 181,700 | 3,234.26 |
| | 936 MAINE POLY HOLDINGS LLC | 111,300 | 645,500 | 0 | 756,800 | 13,471.04 |

| Account | Name & Address | Land | Building | Exempt | Total | Tax |
|---------|----------------------------|---------|----------|--------|---------|-----------|
| | 105 MAINE, STATE OF | 600 | 0 | 600 | 0 | 0.00 |
| | 1952 MAISLEN, ROBERT E | 47,700 | 0 | 0 | 47,700 | 849.06 |
| | 1953 MAISLEN, ROBERT E | 50,100 | 0 | 0 | 50,100 | 891.78 |
| | 1954 MAISLEN, ROBERT E | 64,900 | 348,100 | 22,500 | 390,500 | 6,950.90 |
| | 104 MANAGEMENT CONTROLS, | 47,700 | 198,500 | 0 | 246,200 | 4,382.36 |
| | 568 MANLEY, NANCY D | 43,500 | 117,800 | 22,500 | 138,800 | 2,470.64 |
| | 2534 MARDEN, JUDITH | 5,900 | 0 | 0 | 5,900 | 105.02 |
| | 2397 MARDEN, JUDITH A | 7,400 | 0 | 0 | 7,400 | 131.72 |
| | 2248 MARDEN, JUDITH A | 4,500 | 0 | 0 | 4,500 | 80.10 |
| | 738 MARDEN, JUDITH A | 43,300 | 151,800 | 22,500 | 172,600 | 3,072.28 |
| | 741 MARDEN, JUDITH A | 2,900 | 0 | 0 | 2,900 | 51.62 |
| | 731 MARDEN, JUDITH A | 14,400 | 0 | 0 | 14,400 | 256.32 |
| | 1229 MARINEZ, TANYA M | 46,800 | 104,700 | 0 | 151,500 | 2,696.70 |
| | 207 MARQUIS, JEANNETTE C | 42,800 | 107,100 | 22,500 | 127,400 | 2,267.72 |
| | 2659 MARQUIS, RICKY R | 32,000 | 0 | 0 | 32,000 | 569.60 |
| | 932 MARQUIS, SCOTT K | 42,200 | 76,300 | 22,500 | 96,000 | 1,708.80 |
| | 656 MARSTON, BRIAN A | 41,200 | 145,800 | 22,500 | 164,500 | 2,928.10 |
| | 2093 MARSTON, KEVIN R | 47,500 | 172,100 | 22,500 | 197,100 | 3,508.38 |
| | 1756 MARTEL, GERALD | 22,600 | 73,200 | 22,500 | 73,300 | 1,304.74 |
| | 665 MARTEL, JEAN C | 46,800 | 104,400 | 22,500 | 128,700 | 2,290.86 |
| | 287 MARTEL, KIMBERLY A | 47,800 | 87,500 | 22,500 | 112,800 | 2,007.84 |
| | 552 MARTEL, ROBERT A | 53,100 | 150,000 | 22,500 | 180,600 | 3,214.68 |
| | 1553 MARTIN, GERARD J | 39,200 | 106,600 | 22,500 | 123,300 | 2,194.74 |
| | 1814 MARTIN, THOMAS | 47,900 | 0 | 0 | 47,900 | 852.62 |
| | 1816 MARTIN, THOMAS H | 3,300 | 0 | 0 | 3,300 | 58.74 |
| | 1789 MARTIN, THOMAS H | 36,000 | 3,400 | 0 | 39,400 | 701.32 |
| | 1035 MARTINEAU, NORMAND R | 50,400 | 119,600 | 22,500 | 147,500 | 2,625.50 |
| | 874 MASON, ANNE | 53,800 | 153,800 | 22,500 | 185,100 | 3,294.78 |
| | 96 MASON, DELBERT | 34,000 | 85,300 | 27,900 | 91,400 | 1,626.92 |
| | 1258 MASON, DELBERT R JR | 42,900 | 69,900 | 22,500 | 90,300 | 1,607.34 |
| | 1902 MASON, JR, DELBERT | 46,800 | 10,600 | 0 | 57,400 | 1,021.72 |
| | 1129 MASON, JULIE A | 46,800 | 125,900 | 22,500 | 150,200 | 2,673.56 |
| | 1257 MASON, KATHY | 51,200 | 16,600 | 27,900 | 39,900 | 710.22 |
| | 1256 MASON, MARGARET A | 57,600 | 0 | 0 | 57,600 | 1,025.28 |
| | 92 MASON, MICHELLE L | 48,900 | 30,500 | 0 | 79,400 | 1,413.32 |
| | 259 MASON, RICHARD E | 45,500 | 88,300 | 0 | 133,800 | 2,381.64 |
| | 1261 MASON-WALKER, ROSE | 42,300 | 63,600 | 22,500 | 83,400 | 1,484.52 |
| | 2106 MATHIEU, DIANE C | 40,700 | 129,500 | 0 | 170,200 | 3,029.56 |
| | 1895 MATHIEU, LARRY J | 49,300 | 241,300 | 27,900 | 262,700 | 4,676.06 |
| | 2393 MATHIEU, LORIEN | 41,500 | 190,900 | 0 | 232,400 | 4,136.72 |
| | 2210 MATHIS, AUSTIN T & | 46,800 | 143,900 | 0 | 190,700 | 3,394.46 |
| | 2005 MATZINGER, MICHAEL | 82,000 | 533,100 | 22,500 | 592,600 | 10,548.28 |
| | 187 MAXIM, PRISCILLA | 45,700 | 45,400 | 22,500 | 68,600 | 1,221.08 |
| | 145 MAXWELL, PETER R | 46,900 | 144,700 | 22,500 | 169,100 | 3,009.98 |
| | 903 MAYBURY, BERNARD B | 40,700 | 146,600 | 22,500 | 164,800 | 2,933.44 |
| | 1521 MCCARRON, ROBERT N | 43,100 | 93,500 | 0 | 136,600 | 2,431.48 |
| | 1514 MCCARRON, ROBERT N | 51,300 | 57,100 | 0 | 108,400 | 1,929.52 |
| | 365 MCCARTHY, JOHN & TAMMY | 104,700 | 170,300 | 0 | 275,000 | 4,895.00 |
| | 157 MCCARTHY, LEWIS F | 48,100 | 125,900 | 22,500 | 151,500 | 2,696.70 |
| | 2584 MCCARTHY, RENA M | 47,200 | 53,800 | 0 | 101,000 | 1,797.80 |
| | 183 MCCLELLAND, SCOTT M | 46,400 | 123,100 | 0 | 169,500 | 3,017.10 |
| | 887 MCCORRISON, MELVIN | 119,300 | 140,400 | 22,500 | 237,200 | 4,222.16 |
| | 1208 MCDONALD, SHAWN P | 48,500 | 110,800 | 22,500 | 136,800 | 2,435.04 |
| | 1842 MCDOUGALL, PAUL J & | 112,400 | 69,900 | 0 | 182,300 | 3,244.94 |
| | 1844 MCDOUGALL, PAUL J & | 91,200 | 58,300 | 0 | 149,500 | 2,661.10 |
| | 1612 MCFADDEN, BLAINE O | 37,700 | 107,400 | 22,500 | 122,600 | 2,182.28 |
| | 1374 MCGINNIS, BRUCE & | 37,900 | 134,600 | 0 | 172,500 | 3,070.50 |

| Account | Name & Address | Land | Building | Exempt | Total | Tax |
|---------|-----------------------------|---------|----------|--------|-----------|-----------|
| | 664 MCGRATH, SEAN | 45,700 | 119,600 | 22,500 | 142,800 | 2,541.84 |
| | 120 MCGRAW, MICHAEL G | 32,100 | 0 | 0 | 32,100 | 571.38 |
| | 556 MCGRAY, GAIL L | 43,100 | 156,100 | 22,500 | 176,700 | 3,145.26 |
| | 564 MCGRAY, JENNIFER | 45,000 | 83,200 | 0 | 128,200 | 2,281.96 |
| | 1182 MCINTIRE, ALICIA R | 41,200 | 38,300 | 22,500 | 57,000 | 1,014.60 |
| | 74 MCINTYRE, WILLIAM JAMES | 43,700 | 113,900 | 0 | 157,600 | 2,805.28 |
| | 1638 MCKELLICK, DANIEL L | 32,700 | 70,200 | 0 | 102,900 | 1,831.62 |
| | 599 MCLAUGHLIN, PAULA | 31,800 | 168,600 | 22,500 | 177,900 | 3,166.62 |
| | 316 MCLEAN, NICOLE | 46,300 | 122,600 | 0 | 168,900 | 3,006.42 |
| | 325 MCLEAN, NICOLE M | 33,100 | 7,100 | 0 | 40,200 | 715.56 |
| | 785 MCLELLAN, DENNIS P | 47,000 | 86,200 | 22,500 | 110,700 | 1,970.46 |
| | 48 MCMAHON, MICHAEL E | 46,800 | 54,600 | 22,500 | 78,900 | 1,404.42 |
| | 645 MCMANUS, SCOTT | 29,500 | 0 | 0 | 29,500 | 525.10 |
| | 1345 MCMANUS, SCOTT | 1,000 | 0 | 0 | 1,000 | 17.80 |
| | 1578 MCMANUS, SCOTT A | 9,000 | 0 | 0 | 9,000 | 160.20 |
| | 1831 MCQUARRIE, DONALD G & | 68,800 | 58,300 | 0 | 127,100 | 2,262.38 |
| | 820 MCQUARRIE, PAUL | 4,300 | 0 | 0 | 4,300 | 76.54 |
| | 975 MCWILLIAMS, JOHN R & | 40,600 | 222,100 | 22,500 | 240,200 | 4,275.56 |
| | 2529 MDC COAST 19, LLC | 46,400 | 980,400 | 0 | 1,026,800 | 18,277.04 |
| | 310 MEANOR, ALLEN B | 0 | 44,300 | 0 | 44,300 | 788.54 |
| | 1809 MECERVIER, RICHARD | 19,900 | 7,300 | 0 | 27,200 | 484.16 |
| | 1344 MELANSON, JAMES | 40,800 | 217,600 | 0 | 258,400 | 4,599.52 |
| | 1153 MELANSON, KIMBERLY | 41,200 | 87,500 | 22,500 | 106,200 | 1,890.36 |
| | 1766 MELVIDAS, JOHN | 70,900 | 94,100 | 0 | 165,000 | 2,937.00 |
| | 436 MELVILLE, RANDALL W | 46,400 | 136,700 | 22,500 | 160,600 | 2,858.68 |
| | 23 MERCIER, TANYA L | 45,700 | 120,900 | 0 | 166,600 | 2,965.48 |
| | 1981 MERRILL, GARY | 74,700 | 21,700 | 0 | 96,400 | 1,715.92 |
| | 1096 MERRILL, KENNETH E JR | 114,100 | 267,400 | 22,500 | 359,000 | 6,390.20 |
| | 1607 MERRILL, LISA J | 45,300 | 89,200 | 0 | 134,500 | 2,394.10 |
| | 1094 MERRILL, ROSEMARY A | 49,700 | 27,000 | 0 | 76,700 | 1,365.26 |
| | 1307 MERRIMAN, CARRIE J | 48,700 | 49,400 | 22,500 | 75,600 | 1,345.68 |
| | 1596 MESERVEY, JEREMY | 29,400 | 84,800 | 0 | 114,200 | 2,032.76 |
| | 401 METAYER, BRYAN J & | 47,700 | 100,400 | 22,500 | 125,600 | 2,235.68 |
| | 583 MICHAUD, GERARD | 49,000 | 73,200 | 22,500 | 99,700 | 1,774.66 |
| | 1331 MICHAUD, JUDY D | 39,400 | 79,700 | 22,500 | 96,600 | 1,719.48 |
| | 1149 MICHAUD, RACHEL M | 36,800 | 116,100 | 0 | 152,900 | 2,721.62 |
| | 4 MICHAUD, ROGER N | 82,000 | 320,100 | 0 | 402,100 | 7,157.38 |
| | 1886 MICHAUD, SAM JUNIOR | 111,400 | 199,500 | 0 | 310,900 | 5,534.02 |
| | 1588 MICHAUD, SARA H & RYAN | 40,800 | 103,800 | 0 | 144,600 | 2,573.88 |
| | 2322 MICHAUD, TYLER R | 48,000 | 290,500 | 22,500 | 316,000 | 5,624.80 |
| | 991 MICHAUD, WANDA L | 47,800 | 137,200 | 22,500 | 162,500 | 2,892.50 |
| | 1745 MICHEL, TIMOTHY S | 50,800 | 37,900 | 22,500 | 66,200 | 1,178.36 |
| | 1685 MILBERT, DAVID | 86,100 | 37,000 | 22,500 | 100,600 | 1,790.68 |
| | 1388 MILLER, CHRISTOPHER R | 50,400 | 118,300 | 22,500 | 146,200 | 2,602.36 |
| | 202 MILLER, DAMON A | 43,500 | 66,900 | 0 | 110,400 | 1,965.12 |
| | 1660 MILLER, GEORGETTE I | 47,100 | 113,500 | 27,900 | 132,700 | 2,362.06 |
| | 1862 MILLER, JANELLE A | 98,200 | 59,900 | 0 | 158,100 | 2,814.18 |
| | 275 MILLER, ROXANNE L | 56,400 | 97,700 | 0 | 154,100 | 2,742.98 |
| | 2338 MILLIKEN, ERIC | 46,800 | 192,100 | 22,500 | 216,400 | 3,851.92 |
| | 2073 MILSTEN, STUART | 47,200 | 145,900 | 22,500 | 170,600 | 3,036.68 |
| | 1289 MIRANDA III, JOSEPH J | 40,800 | 169,900 | 0 | 210,700 | 3,750.46 |
| | 1063 MISIURA, MARK | 62,300 | 259,000 | 0 | 321,300 | 5,719.14 |
| | 1053 MITCHELL, KEVIN P | 104,700 | 124,100 | 22,500 | 206,300 | 3,672.14 |
| | 869 MITCHELL, RANDY V | 39,900 | 87,200 | 22,500 | 104,600 | 1,861.88 |
| | 2071 MOCKLER, JAMIE | 41,300 | 51,200 | 22,500 | 70,000 | 1,246.00 |
| | 2265 MONDOR, DONALD H & | 47,100 | 62,400 | 0 | 109,500 | 1,949.10 |
| | 371 MONDRO, JULIE | 56,600 | 161,600 | 0 | 218,200 | 3,883.96 |

| Account | Name & Address | Land | Building | Exempt | Total | Tax |
|---------|-------------------------|---------|----------|--------|---------|----------|
| 1157 | MONIER, JEANNINE ESTATE | 48,600 | 121,800 | 0 | 170,400 | 3,033.12 |
| 2602 | MOODY, DARIN R | 53,200 | 206,200 | 22,500 | 236,900 | 4,216.82 |
| 2603 | MOODY, DARIN R & MEGAN | 28,800 | 0 | 0 | 28,800 | 512.64 |
| 579 | MOODY, GARY | 45,800 | 92,600 | 22,500 | 115,900 | 2,063.02 |
| 1146 | MOORE, BARRETT | 73,400 | 82,300 | 0 | 155,700 | 2,771.46 |
| 1573 | MOORE, JESSICA E | 44,600 | 151,500 | 0 | 196,100 | 3,490.58 |
| 1006 | MOORE, KEVIN L | 45,100 | 104,500 | 0 | 149,600 | 2,662.88 |
| 1759 | MOQUIN, DANA | 48,300 | 31,000 | 0 | 79,300 | 1,411.54 |
| 497 | MORAN, PETER J | 56,900 | 179,900 | 0 | 236,800 | 4,215.04 |
| 198 | MOREAU, DANIEL | 51,000 | 129,700 | 27,900 | 152,800 | 2,719.84 |
| 1167 | MOREAU, DEBRA S | 52,200 | 154,200 | 0 | 206,400 | 3,673.92 |
| 2329 | MOREAU, JOEY | 0 | 14,500 | 0 | 14,500 | 258.10 |
| 2469 | MOREAU, LOUISE | 44,300 | 0 | 0 | 44,300 | 788.54 |
| 637 | MOREAU, MARC G | 42,600 | 128,000 | 22,500 | 148,100 | 2,636.18 |
| 1348 | MOREL, MARK D | 40,500 | 116,600 | 22,500 | 134,600 | 2,395.88 |
| 1546 | MOREL, ROLAND L JR | 30,900 | 87,600 | 0 | 118,500 | 2,109.30 |
| 1531 | MORGAN, ANTHONY | 34,200 | 0 | 0 | 34,200 | 608.76 |
| 1879 | MORGAN, ANTHONY | 40,000 | 30,100 | 0 | 70,100 | 1,247.78 |
| 1662 | MORGAN, ANTHONY E | 47,400 | 111,000 | 0 | 158,400 | 2,819.52 |
| 858 | MORGAN, ANTHONY E | 48,600 | 144,200 | 0 | 192,800 | 3,431.84 |
| 2493 | MORGAN, ANTHONY E | 29,100 | 16,700 | 0 | 45,800 | 815.24 |
| 1878 | MORGAN, ANTHONY E | 47,800 | 0 | 0 | 47,800 | 850.84 |
| 1647 | MORGAN, ANTHONY E | 34,000 | 8,700 | 0 | 42,700 | 760.06 |
| 1880 | MORGAN, ANTHONY E | 47,000 | 22,700 | 0 | 69,700 | 1,240.66 |
| 1676 | MORGAN, MARY C | 46,200 | 82,800 | 22,500 | 106,500 | 1,895.70 |
| 1421 | MORIN, CINDY J | 47,500 | 116,000 | 22,500 | 141,000 | 2,509.80 |
| 690 | MORIN, JOHN R | 53,100 | 144,100 | 22,500 | 174,700 | 3,109.66 |
| 201 | MORIN, LIONEL J & | 37,500 | 64,500 | 22,500 | 79,500 | 1,415.10 |
| 2656 | MORIN, LOGAN | 58,300 | 0 | 0 | 58,300 | 1,037.74 |
| 1742 | MORIN, LOUIS W | 90,900 | 83,700 | 22,500 | 152,100 | 2,707.38 |
| 2304 | MORIN, PATRICIA | 40,400 | 114,200 | 22,500 | 132,100 | 2,351.38 |
| 161 | MORIN, ROBERT L | 30,300 | 47,400 | 22,500 | 55,200 | 982.56 |
| 1424 | MORIN, RODNEY J | 32,700 | 72,600 | 27,900 | 77,400 | 1,377.72 |
| 584 | MORIN, ROGER J | 51,500 | 118,300 | 27,900 | 141,900 | 2,525.82 |
| 2102 | MORIN, RONALD | 53,900 | 242,700 | 22,500 | 274,100 | 4,878.98 |
| 1141 | MORIN, STEVEN | 46,500 | 146,100 | 22,500 | 170,100 | 3,027.78 |
| 1741 | MORIN, ZACHERY B | 90,900 | 68,300 | 0 | 159,200 | 2,833.76 |
| 1303 | MORISSETTE, LEO A | 55,600 | 137,500 | 22,500 | 170,600 | 3,036.68 |
| 819 | MORISSETTE, ROGER | 54,200 | 130,400 | 22,500 | 162,100 | 2,885.38 |
| 70 | MORISSETTE, ROGER | 40,100 | 118,600 | 22,500 | 136,200 | 2,424.36 |
| 1058 | MORRIS, WALTER A JR | 131,500 | 159,000 | 22,500 | 268,000 | 4,770.40 |
| 1062 | MORRISON, MURDOCH K | 44,300 | 152,400 | 27,900 | 168,800 | 3,004.64 |
| 1064 | MORRISON, MURDOCH K | 58,100 | 74,200 | 0 | 132,300 | 2,354.94 |
| 1227 | MORRISON, THOMAS | 45,800 | 163,400 | 27,900 | 181,300 | 3,227.14 |
| 1874 | MORSE CEMETERY | 5,800 | 0 | 5,800 | 0 | 0.00 |
| 1493 | MORSE, JANET B | 55,900 | 21,900 | 0 | 77,800 | 1,384.84 |
| 1477 | MORSE, JANET B | 3,600 | 0 | 0 | 3,600 | 64.08 |
| 1561 | MORSE, JANET B | 45,500 | 88,800 | 22,500 | 111,800 | 1,990.04 |
| 946 | MORSE, TYLER S | 45,700 | 76,800 | 0 | 122,500 | 2,180.50 |
| 1935 | MORTENSEN, ERIC | 61,700 | 259,100 | 0 | 320,800 | 5,710.24 |
| 2467 | MORTON, ARTHUR A SR | 46,900 | 51,400 | 0 | 98,300 | 1,749.74 |
| 1051 | MORTON, JOHN | 46,500 | 49,800 | 22,500 | 73,800 | 1,313.64 |
| 42 | MOULTON, BRIAN | 45,000 | 145,500 | 27,900 | 162,600 | 2,894.28 |
| 1397 | MOURADIAN, WILLIAM M | 118,100 | 87,600 | 0 | 205,700 | 3,661.46 |
| 1956 | MOWER CEMETERY | 1,900 | 0 | 1,900 | 0 | 0.00 |
| 1537 | MOWER, DEAN | 49,300 | 84,300 | 0 | 133,600 | 2,378.08 |
| 789 | MOWER, DEAN | 24,900 | 0 | 0 | 24,900 | 443.22 |

| Account | Name & Address | Land | Building | Exempt | Total | Tax |
|---------|----------------------------|------------|----------|--------|------------|------------|
| | 831 MOWER, DEAN MICHAEL | 46,800 | 45,700 | 22,500 | 70,000 | 1,246.00 |
| | 792 MOWER, KEVIN | 40,100 | 74,900 | 22,500 | 92,500 | 1,646.50 |
| | 888 MOWER, PHILIP | 41,800 | 96,000 | 22,500 | 115,300 | 2,052.34 |
| | 2175 MOWER, PHILIP | 33,500 | 0 | 0 | 33,500 | 596.30 |
| | 2123 MOWER, PHILIP A | 16,500 | 0 | 0 | 16,500 | 293.70 |
| | 1838 MOXXE ENTERPRISES LLC | 93,300 | 25,700 | 0 | 119,000 | 2,118.20 |
| | 1634 MSAD 52 | 47,000 | 7,500 | 54,500 | 0 | 0.00 |
| | 1529 MULLEN, CHRISTIAN J | 41,500 | 135,900 | 0 | 177,400 | 3,157.72 |
| | 530 MURCH, ALBERT | 48,200 | 111,200 | 22,500 | 136,900 | 2,436.82 |
| | 885 MURCH, ROBERT L | 70,900 | 173,100 | 0 | 244,000 | 4,343.20 |
| | 1994 MURDOCK-DAY, KERRI A | 47,300 | 145,800 | 22,500 | 170,600 | 3,036.68 |
| | 1856 MURPHY, ANN M | 62,400 | 16,600 | 0 | 79,000 | 1,406.20 |
| | 1512 MURPHY, ELEANOR | 4,300 | 0 | 0 | 4,300 | 76.54 |
| | 1415 MURPHY, ELEANOR | 114,100 | 30,600 | 0 | 144,700 | 2,575.66 |
| | 1736 MURPHY, JOHN L | 92,200 | 32,900 | 0 | 125,100 | 2,226.78 |
| | 8 MURPHY, PHILLIP G SR | 47,400 | 108,600 | 22,500 | 133,500 | 2,376.30 |
| | 1788 MUSE, KATHERINE A. | 82,500 | 57,200 | 0 | 139,700 | 2,486.66 |
| | 347 MYERS, ALEX B | 40,600 | 195,700 | 22,500 | 213,800 | 3,805.64 |
| | 1488 MYRAND, DANIEL ET ALS | 89,600 | 23,100 | 0 | 112,700 | 2,006.06 |
| | 1482 MYRAND, DANIEL ET ALS | 6,100 | 0 | 0 | 6,100 | 108.58 |
| | 1483 MYRAND, DANIEL ET ALS | 3,800 | 0 | 0 | 3,800 | 67.64 |
| | 1489 MYRAND, DANIEL ET ALS | 73,700 | 2,000 | 0 | 75,700 | 1,347.46 |
| | 1487 MYRAND, DANIEL ET ALS | 69,100 | 54,500 | 0 | 123,600 | 2,200.08 |
| | 676 NADEAU, ALAN | 46,000 | 80,100 | 22,500 | 103,600 | 1,844.08 |
| | 696 NADEAU, ALAN J | 67,600 | 152,800 | 22,500 | 197,900 | 3,522.62 |
| | 95 NADEAU, BRIAN | 45,000 | 55,900 | 22,500 | 78,400 | 1,395.52 |
| | 786 NADEAU, DARIAN J & | 47,000 | 129,900 | 0 | 176,900 | 3,148.82 |
| | 1663 NADEAU, FRANCES MARIE | 35,800 | 26,400 | 27,900 | 34,300 | 610.54 |
| | 613 NADEAU, MARGERY | 21,200 | 85,900 | 22,500 | 84,600 | 1,505.88 |
| | 970 NADEAU, MELISSA S | 45,000 | 97,900 | 0 | 142,900 | 2,543.62 |
| | 1124 NAZAROFF, DONALD A II | 33,600 | 88,400 | 22,500 | 99,500 | 1,771.10 |
| | 1125 NAZAROFF, GREGORY S | 46,700 | 160,300 | 22,500 | 184,500 | 3,284.10 |
| | 495 NEAL, JOHN H II | 46,500 | 119,000 | 22,500 | 143,000 | 2,545.40 |
| | 252 NEGLEY, LEE S | 57,700 | 171,900 | 22,500 | 207,100 | 3,686.38 |
| | 2074 NELSON, DARCY M | 57,300 | 258,100 | 22,500 | 292,900 | 5,213.62 |
| | 219 NELSON, HAROLD A | 40,800 | 144,400 | 27,900 | 157,300 | 2,799.94 |
| | 2505 NESBITT, DEVISEES OF | 52,700 | 0 | 0 | 52,700 | 938.06 |
| | 2506 NESBITT, DEVISEES OF | 84,100 | 0 | 0 | 84,100 | 1,496.98 |
| | 2202 NEUBIS PROPERTIES INC | 77,000 | 0 | 0 | 77,000 | 1,370.60 |
| | 2203 NEUBIS PROPERTIES INC | 77,000 | 0 | 0 | 77,000 | 1,370.60 |
| | 2206 NEUBIS PROPERTIES INC | 58,600 | 0 | 0 | 58,600 | 1,043.08 |
| | 2198 NEUBIS PROPERTIES INC | 58,900 | 0 | 0 | 58,900 | 1,048.42 |
| | 2199 NEUBIS PROPERTIES INC | 58,800 | 0 | 0 | 58,800 | 1,046.64 |
| | 1189 NEUBIS PROPERTIES INC | 12,700 | 0 | 0 | 12,700 | 226.06 |
| | 2196 NEUTS, DONALD L | 77,100 | 0 | 0 | 77,100 | 1,372.38 |
| | 2197 NEUTS, DONALD L | 77,100 | 0 | 0 | 77,100 | 1,372.38 |
| | 2641 NEW ENGLAND CLEAN | 13,504,300 | 0 | 0 | 13,504,300 | 240,376.54 |
| | 2586 NEWTON, JEFFREY W | 49,400 | 295,300 | 22,500 | 322,200 | 5,735.16 |
| | 2112 NICHOLS, TYSON D | 46,600 | 32,500 | 0 | 79,100 | 1,407.98 |
| | 944 NICKEL, SCOTT A | 45,700 | 67,700 | 22,500 | 90,900 | 1,618.02 |
| | 1206 NICKERSON, DALE D | 52,200 | 80,000 | 0 | 132,200 | 2,353.16 |
| | 1272 NICKERSON, RANDALL & | 73,000 | 0 | 0 | 73,000 | 1,299.40 |
| | 1652 NICKERSON, ROLAND | 34,900 | 105,900 | 22,500 | 118,300 | 2,105.74 |
| | 1207 NICKERSON, ROLAND J | 33,600 | 0 | 0 | 33,600 | 598.08 |
| | 1209 NICKERSON, ROLAND J | 25,400 | 0 | 0 | 25,400 | 452.12 |
| | 1210 NICKERSON, RONALD M | 61,400 | 0 | 0 | 61,400 | 1,092.92 |
| | 1213 NICKERSONS SEPTIC | 37,100 | 0 | 0 | 37,100 | 660.38 |

| Account | Name & Address | Land | Building | Exempt | Total | Tax |
|---------|----------------------------|---------|----------|--------|---------|----------|
| | 1619 NIELSEN, DAVID S | 48,600 | 94,200 | 22,500 | 120,300 | 2,141.34 |
| | 832 NIELSON, CYNTHIA A | 53,000 | 85,100 | 0 | 138,100 | 2,458.18 |
| | 356 NIGRO, GEORGIA N | 142,300 | 182,900 | 22,500 | 302,700 | 5,388.06 |
| | 2664 NIGRO, GEORGIA N | 0 | 8,100 | 8,100 | 0 | 0.00 |
| | 1170 NOLIN, JAMES B | 43,600 | 20,900 | 22,500 | 42,000 | 747.60 |
| | 1176 NOLIN, JAMES B | 30,100 | 19,500 | 0 | 49,600 | 882.88 |
| | 36 NOLIN, NONETTE K | 56,900 | 103,700 | 0 | 160,600 | 2,858.68 |
| | 678 NOONAN, DAVID | 43,200 | 139,000 | 22,500 | 159,700 | 2,842.66 |
| | 1556 NORMAN, T DAVID | 0 | 6,400 | 0 | 6,400 | 113.92 |
| | 725 NORTH, MELANIE | 55,300 | 129,700 | 0 | 185,000 | 3,293.00 |
| | 144 NORTHROP, SUSAN | 46,500 | 72,500 | 0 | 119,000 | 2,118.20 |
| | 1295 NUTTER, ROGER | 51,800 | 154,600 | 22,500 | 183,900 | 3,273.42 |
| | 1829 NYE, DEBRA S | 60,000 | 172,300 | 22,500 | 209,800 | 3,734.44 |
| | 2313 OAKES, KENNETH | 46,300 | 144,100 | 22,500 | 167,900 | 2,988.62 |
| | 248 O'BRIEN, CARRIE C | 49,900 | 152,300 | 22,500 | 179,700 | 3,198.66 |
| | 1026 O'BRIEN, JAMES | 52,200 | 98,300 | 22,500 | 128,000 | 2,278.40 |
| | 99 O'CONNELL, BRIAN | 12,600 | 0 | 0 | 12,600 | 224.28 |
| | 100 O'CONNELL, BRIAN | 14,400 | 0 | 0 | 14,400 | 256.32 |
| | 519 OLD VALLEY CEMETERY | 1,600 | 0 | 1,600 | 0 | 0.00 |
| | 1450 OLEARY, PAMELA | 45,900 | 49,500 | 22,500 | 72,900 | 1,297.62 |
| | 234 OLIVER, ROGER B | 46,800 | 188,500 | 22,500 | 212,800 | 3,787.84 |
| | 2079 OLIVIER, HOLLI J | 46,800 | 166,000 | 22,500 | 190,300 | 3,387.34 |
| | 1114 O'SULLIVAN, RYAN | 45,500 | 122,800 | 0 | 168,300 | 2,995.74 |
| | 2099 OUELLETTE, AMY A | 52,100 | 304,300 | 22,500 | 333,900 | 5,943.42 |
| | 1080 OUELLETTE, CARA M | 50,400 | 133,200 | 22,500 | 161,100 | 2,867.58 |
| | 382 OUELLETTE, CHARLES P | 47,700 | 136,400 | 22,500 | 161,600 | 2,876.48 |
| | 2236 OUELLETTE, ERIK J | 40,800 | 238,200 | 22,500 | 256,500 | 4,565.70 |
| | 1188 OUELLETTE, KRISTY L | 52,200 | 22,400 | 0 | 74,600 | 1,327.88 |
| | 250 OUELLETTE, LINDA L | 44,700 | 92,100 | 22,500 | 114,300 | 2,034.54 |
| | 2646 OUELLETTE, LINDA L | 46,100 | 0 | 0 | 46,100 | 820.58 |
| | 2647 OUELLETTE, LINDA L | 36,000 | 0 | 0 | 36,000 | 640.80 |
| | 2100 OUELLETTE, NEAL A | 47,100 | 210,000 | 22,500 | 234,600 | 4,175.88 |
| | 376 OUELLETTE, ROBERT C | 56,500 | 142,500 | 22,500 | 176,500 | 3,141.70 |
| | 138 OUELLETTE, ROBERT R | 50,700 | 134,500 | 22,500 | 162,700 | 2,896.06 |
| | 1042 OUELLETTE, SHERYL A | 56,300 | 155,000 | 22,500 | 188,800 | 3,360.64 |
| | 2128 OUELLETTE, WILLIAM JR | 47,900 | 47,900 | 22,500 | 73,300 | 1,304.74 |
| | 1414 OUIMETTE, FRANCOIS A | 113,600 | 48,400 | 0 | 162,000 | 2,883.60 |
| | 1985 OUIMETTE, PAMELA | 54,200 | 146,100 | 22,500 | 177,800 | 3,164.84 |
| | 1349 OUIMETTE, RAYMOND R | 40,500 | 104,300 | 22,500 | 122,300 | 2,176.94 |
| | 2342 PAINE, CYNTHIA A | 88,200 | 0 | 0 | 88,200 | 1,569.96 |
| | 2362 PALIAN, STEVEN | 58,200 | 156,500 | 22,500 | 192,200 | 3,421.16 |
| | 1194 PALUSO, CHERYL | 159,400 | 217,200 | 22,500 | 354,100 | 6,302.98 |
| | 32 PAPE REALITY LLC | 22,100 | 0 | 0 | 22,100 | 393.38 |
| | 34 PAPE REALITY LLC | 49,300 | 0 | 0 | 49,300 | 877.54 |
| | 2426 PAQUETTE, ERIC S | 55,300 | 159,000 | 22,500 | 191,800 | 3,414.04 |
| | 243 PAQUETTE, GARY | 52,500 | 112,100 | 22,500 | 142,100 | 2,529.38 |
| | 1982 PAQUETTE, RAYMOND G | 67,500 | 178,400 | 22,500 | 223,400 | 3,976.52 |
| | 586 PARE, SCOTT & BELINDA | 48,000 | 15,000 | 0 | 63,000 | 1,121.40 |
| | 2644 PARENT, DONALD & | 62,200 | 18,400 | 0 | 80,600 | 1,434.68 |
| | 2421 PARENT, KAREN A | 55,500 | 122,000 | 22,500 | 155,000 | 2,759.00 |
| | 1732 PARENT, MICHAEL J | 44,400 | 46,300 | 0 | 90,700 | 1,614.46 |
| | 1117 PARENT, PATRICK A | 36,100 | 70,700 | 22,500 | 84,300 | 1,500.54 |
| | 68 PARENT, VIRGINIA M | 33,000 | 88,400 | 22,500 | 98,900 | 1,760.42 |
| | 795 PARENTEAU, DORIS R | 62,700 | 288,900 | 0 | 351,600 | 6,258.48 |
| | 2605 PARKER, BRYANNA | 49,900 | 158,500 | 22,500 | 185,900 | 3,309.02 |
| | 1403 PARKER, ERIC | 67,400 | 0 | 0 | 67,400 | 1,199.72 |
| | 1420 PARKER, ERIC | 46,600 | 187,200 | 22,500 | 211,300 | 3,761.14 |

| Account | Name & Address | Land | Building | Exempt | Total | Tax |
|---------|------------------------------|---------|----------|--------|---------|----------|
| | 546 PARLIN, CAROL L | 45,200 | 124,700 | 0 | 169,900 | 3,024.22 |
| | 22 PARLIN, RICHARD D | 54,900 | 124,600 | 22,500 | 157,000 | 2,794.60 |
| | 2392 PARMENTER, CHERYL A | 55,400 | 174,400 | 22,500 | 207,300 | 3,689.94 |
| | 623 PARQUETTE, WILLIAM D | 58,400 | 93,900 | 22,500 | 129,800 | 2,310.44 |
| | 915 PASTORE, KATE | 46,200 | 46,300 | 22,500 | 70,000 | 1,246.00 |
| | 109 PATRICK, NEIL | 40,800 | 179,700 | 22,500 | 198,000 | 3,524.40 |
| | 136 PAUL A CYR | 42,100 | 117,300 | 27,900 | 131,500 | 2,340.70 |
| | 79 PAYNE, BRETT T | 46,500 | 107,900 | 0 | 154,400 | 2,748.32 |
| | 125 PEABODY, MERRILL R | 54,200 | 28,100 | 22,500 | 59,800 | 1,064.44 |
| | 292 PEARCE, THERESA | 0 | 16,200 | 0 | 16,200 | 288.36 |
| | 1894 PEARCE, THERESA R | 46,200 | 26,100 | 0 | 72,300 | 1,286.94 |
| | 164 PEDERSON, BENJAMIN T | 39,100 | 59,800 | 0 | 98,900 | 1,760.42 |
| | 724 PELLETIER, CHAD M | 46,300 | 77,200 | 22,500 | 101,000 | 1,797.80 |
| | 1341 PELLETIER, EDMOND | 42,800 | 105,500 | 22,500 | 125,800 | 2,239.24 |
| | 1384 PELLETIER, JOHN R | 56,300 | 111,100 | 22,500 | 144,900 | 2,579.22 |
| | 434 PELLETIER, KELLY A | 49,500 | 108,800 | 22,500 | 135,800 | 2,417.24 |
| | 1165 PELTON, SALLY C | 49,000 | 29,500 | 22,500 | 56,000 | 996.80 |
| | 357 PENAN, DANIEL | 91,000 | 184,300 | 0 | 275,300 | 4,900.34 |
| | 2343 PENLEY, BECKY J | 46,500 | 142,200 | 22,500 | 166,200 | 2,958.36 |
| | 1499 PEREIRA, NIVALDO | 119,500 | 84,800 | 0 | 204,300 | 3,636.54 |
| | 2131 PERKINS, PETER J | 33,700 | 0 | 0 | 33,700 | 599.86 |
| | 513 PERKINS, ROBERT | 0 | 22,300 | 0 | 22,300 | 396.94 |
| | 2132 PERKINS, ROBERT E | 49,500 | 176,900 | 22,500 | 203,900 | 3,629.42 |
| | 515 PERKINS, SCOTT J | 47,200 | 31,700 | 0 | 78,900 | 1,404.42 |
| | 1530 PERRON, KARLENE | 52,300 | 400 | 0 | 52,700 | 938.06 |
| | 563 PERRON, DENIS R | 55,100 | 159,700 | 22,500 | 192,300 | 3,422.94 |
| | 799 PERRON, ROBERT M | 49,000 | 154,300 | 22,500 | 180,800 | 3,218.24 |
| | 2491 PERRY, CHAD R | 46,800 | 115,900 | 0 | 162,700 | 2,896.06 |
| | 883 PERRY, DAVID M | 59,400 | 121,700 | 22,500 | 158,600 | 2,823.08 |
| | 488 PERRY, JOSEPH | 57,200 | 122,200 | 27,900 | 151,500 | 2,696.70 |
| | 264 PETERS, JEFFREY D & | 66,200 | 160,800 | 22,500 | 204,500 | 3,640.10 |
| | 1542 PETERS, NELSON R | 54,000 | 52,700 | 22,500 | 84,200 | 1,498.76 |
| | 850 PETERSON, ALDEN | 47,700 | 0 | 0 | 47,700 | 849.06 |
| | 772 PETERSON, ALDEN | 88,000 | 0 | 5,400 | 82,600 | 1,470.28 |
| | 845 PETERSON, ALDEN | 36,700 | 0 | 0 | 36,700 | 653.26 |
| | 841 PETERSON, ALDEN | 16,300 | 0 | 0 | 16,300 | 290.14 |
| | 823 PETERSON, ALDEN | 11,600 | 800 | 0 | 12,400 | 220.72 |
| | 842 PETERSON, MILDRED | 41,500 | 1,000 | 0 | 42,500 | 756.50 |
| | 843 PETERSON, MILDRED | 54,900 | 141,100 | 22,500 | 173,500 | 3,088.30 |
| | 2429 PFANSTIEL, DONALD J | 46,500 | 186,200 | 22,500 | 210,200 | 3,741.56 |
| | 2358 PHELPS, LOGAN & REBECCA | 42,600 | 230,400 | 0 | 273,000 | 4,859.40 |
| | 1441 PHILBRICK, FRED R | 110,200 | 90,400 | 0 | 200,600 | 3,570.68 |
| | 17 PHILLIPS, NICOLE C | 41,200 | 43,800 | 0 | 85,000 | 1,513.00 |
| | 916 PHINNEY, QUENTIN | 49,300 | 303,700 | 22,500 | 330,500 | 5,882.90 |
| | 1730 PHOENIX REALTY TRUST | 54,300 | 73,100 | 0 | 127,400 | 2,267.72 |
| | 1726 PHOENIX REALTY TRUST | 22,600 | 22,100 | 0 | 44,700 | 795.66 |
| | 1440 PIERCE, SARAH E | 113,400 | 71,400 | 22,500 | 162,300 | 2,888.94 |
| | 1444 PIERSON, DAVID | 112,800 | 49,000 | 0 | 161,800 | 2,880.04 |
| | 797 PINARD, ARMAND | 47,900 | 19,100 | 0 | 67,000 | 1,192.60 |
| | 2101 PINARD, RONALD | 40,800 | 196,900 | 22,500 | 215,200 | 3,830.56 |
| | 2558 PINE TREE HOLDINGS LLC | 271,700 | 0 | 0 | 271,700 | 4,836.26 |
| | 648 PINETTE, JON C TTEE | 40,500 | 189,600 | 0 | 230,100 | 4,095.78 |
| | 112 PINKHAM, ARIANNA N | 46,800 | 114,500 | 0 | 161,300 | 2,871.14 |
| | 647 PINOSKI, DANIEL M | 46,700 | 39,700 | 22,500 | 63,900 | 1,137.42 |
| | 1721 PLOURDE, ROBERT W | 55,800 | 123,000 | 27,900 | 150,900 | 2,686.02 |
| | 35 POIRIER, SCOTT R | 45,000 | 153,400 | 22,500 | 175,900 | 3,131.02 |
| | 1246 POLAND, DANIEL L | 51,100 | 162,700 | 22,500 | 191,300 | 3,405.14 |

| Account | Name & Address | Land | Building | Exempt | Total | Tax |
|---------|-----------------------------|---------|----------|---------|---------|-----------|
| | 2546 POLAND, TIFFANY M | 54,100 | 151,200 | 0 | 205,300 | 3,654.34 |
| | 1245 POLAND, VICKI S | 86,400 | 0 | 0 | 86,400 | 1,537.92 |
| | 238 POLLEY, ALTON J JR | 46,400 | 63,000 | 22,500 | 86,900 | 1,546.82 |
| | 5 POMERLEAU, LAWRENCE | 40,600 | 93,700 | 27,900 | 106,400 | 1,893.92 |
| | 1365 POMERLEAU, REGINALD R | 37,800 | 91,400 | 27,900 | 101,300 | 1,803.14 |
| | 492 POOLE, CHRISTOPHER | 57,200 | 163,200 | 22,500 | 197,900 | 3,522.62 |
| | 1642 POTO, MICHAEL | 30,400 | 0 | 0 | 30,400 | 541.12 |
| | 2111 POTO, MICHAEL A | 47,300 | 216,600 | 22,500 | 241,400 | 4,296.92 |
| | 1709 POTTLE, TARA L | 49,400 | 52,200 | 0 | 101,600 | 1,808.48 |
| | 1961 POTVIN, MARK N | 0 | 20,000 | 20,000 | 0 | 0.00 |
| | 2110 POULIN, DAWN M | 40,600 | 77,200 | 0 | 117,800 | 2,096.84 |
| | 901 POULIN, DONALD E JR | 40,600 | 133,500 | 22,500 | 151,600 | 2,698.48 |
| | 2598 POULIN, JR, ROGER A & | 53,400 | 132,500 | 0 | 185,900 | 3,309.02 |
| | 1364 POULIN, LYNN J | 38,000 | 124,900 | 22,500 | 140,400 | 2,499.12 |
| | 206 POULIN, RENALD | 40,400 | 98,200 | 22,500 | 116,100 | 2,066.58 |
| | 691 POULIN, RODNEY R | 50,900 | 66,400 | 0 | 117,300 | 2,087.94 |
| | 1656 POUZOL, DANIEL J | 49,600 | 86,500 | 22,500 | 113,600 | 2,022.08 |
| | 1579 POWELL, WILLIAM | 46,800 | 216,700 | 22,500 | 241,000 | 4,289.80 |
| | 669 PRATT, JEREMY I | 50,400 | 115,500 | 0 | 165,900 | 2,953.02 |
| | 889 PRATT, MELISSA A | 75,000 | 165,700 | 22,500 | 218,200 | 3,883.96 |
| | 558 PRATT, WALLACE M | 41,400 | 135,000 | 22,500 | 153,900 | 2,739.42 |
| | 769 PRAY, JAMES | 56,500 | 86,300 | 22,500 | 120,300 | 2,141.34 |
| | 1717 PRESCOTT, JAMES A & | 43,300 | 72,800 | 0 | 116,100 | 2,066.58 |
| | 1686 PREVITE, JAMES | 70,900 | 34,500 | 0 | 105,400 | 1,876.12 |
| | 2231 PROCTOR, JOSEPH A | 47,300 | 179,800 | 22,500 | 204,600 | 3,641.88 |
| | 1972 PROCTOR, LLOYD | 113,900 | 168,900 | 22,500 | 260,300 | 4,633.34 |
| | 2249 PROVOST, BETH | 0 | 13,700 | 13,700 | 0 | 0.00 |
| | 2518 PROVOST, DAMIAN M | 0 | 46,900 | 22,500 | 24,400 | 434.32 |
| | 618 PROVOST, JEAN M | 27,500 | 164,200 | 22,500 | 169,200 | 3,011.76 |
| | 1445 PUGH, CHRISTOPHER A | 107,000 | 74,900 | 22,500 | 159,400 | 2,837.32 |
| | 1287 PURINGTON, SONYA | 73,700 | 180,100 | 0 | 253,800 | 4,517.64 |
| | 306 PURINTON, GARY | 0 | 46,800 | 22,500 | 24,300 | 432.54 |
| | 1888 QI, SHI | 139,800 | 568,600 | 0 | 708,400 | 12,609.52 |
| | 909 R & T REAL ESTATE | 60,200 | 38,700 | 0 | 98,900 | 1,760.42 |
| | 1651 R.A.F.T.S. | 46,900 | 227,500 | 274,400 | 0 | 0.00 |
| | 602 RABASSA, DANECA | 40,400 | 184,900 | 0 | 225,300 | 4,010.34 |
| | 235 RAC, GINA M | 45,600 | 80,800 | 22,500 | 103,900 | 1,849.42 |
| | 2133 RAC, JOHN | 50,400 | 226,900 | 22,500 | 254,800 | 4,535.44 |
| | 1930 RACINE, ASHLEY L | 50,000 | 133,900 | 22,500 | 161,400 | 2,872.92 |
| | 1658 RACINE, MICHAEL F | 45,800 | 102,300 | 22,500 | 125,600 | 2,235.68 |
| | 606 RADLEY, CARA L | 43,700 | 58,400 | 22,500 | 79,600 | 1,416.88 |
| | 343 RAK LLC | 51,500 | 9,700 | 0 | 61,200 | 1,089.36 |
| | 2072 RANCORT, CHRISTOPHER L | 38,300 | 12,900 | 0 | 51,200 | 911.36 |
| | 818 RANCOURT, HEATHER M | 43,800 | 122,800 | 0 | 166,600 | 2,965.48 |
| | 876 RAND, PETER J | 45,000 | 68,900 | 22,500 | 91,400 | 1,626.92 |
| | 2596 RANDALL, ABBEY L | 35,100 | 0 | 0 | 35,100 | 624.78 |
| | 1505 RANDALL, CAROLYN L | 92,000 | 13,600 | 0 | 105,600 | 1,879.68 |
| | 2305 RANDALL, JOLENE M B | 74,900 | 53,400 | 0 | 128,300 | 2,283.74 |
| | 894 RANDALL, JOLENE M B | 136,400 | 22,300 | 0 | 158,700 | 2,824.86 |
| | 776 RANDALL, JOLENE M B | 43,100 | 145,900 | 22,500 | 166,500 | 2,963.70 |
| | 1557 RANDALL, MARK | 0 | 2,500 | 0 | 2,500 | 44.50 |
| | 988 RANDOLPH, ARTHUR J | 55,200 | 135,600 | 22,500 | 168,300 | 2,995.74 |
| | 1406 RANDOLPH, MICHAEL | 135,500 | 164,700 | 0 | 300,200 | 5,343.56 |
| | 1408 RANDOLPH, RICHARD | 128,700 | 51,700 | 0 | 180,400 | 3,211.12 |
| | 985 RANDOLPH, RICHARD | 57,800 | 178,400 | 22,500 | 213,700 | 3,803.86 |
| | 990 RANDOLPH, RICHARD L | 39,800 | 0 | 0 | 39,800 | 708.44 |
| | 547 RANDOLPH, RICHARD L | 11,100 | 0 | 0 | 11,100 | 197.58 |

| Account | Name & Address | Land | Building | Exempt | Total | Tax |
|---------|--------------------------------------------------------|-------------------|--------------------|------------------|--------------------|----------------------|
| | 1418 RANDOLPH, RICHARD L & 607 RAY CORPORATION | 24,900 34,000 | 0 20,500 | 0 0 | 24,900 54,500 | 443.22 970.10 |
| | 2066 RAY, BERNICE A | 47,700 | 201,000 | 22,500 | 226,200 | 4,026.36 |
| | 2024 RAY, BERNICE A | 42,700 | 33,000 | 0 | 75,700 | 1,347.46 |
| | 251 RAY, BERTRAND | 45,000 | 169,100 | 22,500 | 191,600 | 3,410.48 |
| | 249 RAY, BERTRAND R | 45,500 | 0 | 0 | 45,500 | 809.90 |
| | 2173 RAY, JESSIE | 54,400 | 104,800 | 0 | 159,200 | 2,833.76 |
| | 2504 RAY, JUSTIN | 83,600 | 0 | 0 | 83,600 | 1,488.08 |
| | 128 RAY, JUSTIN & DIANA | 4,100 | 0 | 0 | 4,100 | 72.98 |
| | 1999 RAY, RANDALL V | 58,100 | 93,800 | 22,500 | 129,400 | 2,303.32 |
| | 246 RAY, ROLAND | 43,400 | 103,000 | 22,500 | 123,900 | 2,205.42 |
| | 856 RAY, SHARON | 41,500 | 117,100 | 22,500 | 136,100 | 2,422.58 |
| | 282 RAY, TAMMY L | 49,100 | 59,300 | 0 | 108,400 | 1,929.52 |
| | 280 RAY, THERESA | 44,900 | 68,400 | 22,500 | 90,800 | 1,616.24 |
| | 404 RAYMOND, JANE | 45,700 | 120,400 | 22,500 | 143,600 | 2,556.08 |
| | 1694 RAYMOND, ROBERT W 51 RBI PROPERTIES LLC | 102,900 77,700 | 141,800 402,500 | 22,500 0 | 222,200 480,200 | 3,955.16 8,547.56 |
| | 890 REED, BRUCE J | 50,000 | 81,500 | 22,500 | 109,000 | 1,940.20 |
| | 395 REED, STANLEY W | 43,200 | 0 | 0 | 43,200 | 768.96 |
| | 379 REICHEL, BRENDA K | 45,500 | 52,000 | 22,500 | 75,000 | 1,335.00 |
| | 212 REID, JOHN T | 61,000 | 37,100 | 0 | 98,100 | 1,746.18 |
| | 680 REMINGTON, BRANT D | 48,600 | 148,200 | 0 | 196,800 | 3,503.04 |
| | 539 RENY, ANTHONY R | 43,800 | 104,700 | 22,500 | 126,000 | 2,242.80 |
| | 644 RICHARDS, RYAN R | 62,900 | 168,700 | 0 | 231,600 | 4,122.48 |
| | 1665 RICHARDSON JOSHUA T | 49,500 | 122,000 | 22,500 | 149,000 | 2,652.20 |
| | 199 RICHARDSON, JOY E 77 RIDEOUT, MILDRED F | 40,800 41,800 | 95,500 71,600 | 22,500 22,500 | 113,800 90,900 | 2,025.64 1,618.02 |
| | 670 RIDLEY, EUGENE K & 2503 RIDLEY, EUGENE M & TINA | 53,600 46,400 | 137,200 279,700 | 22,500 22,500 | 168,300 303,600 | 2,995.74 5,404.08 |
| | 688 RIDLON, SHAWN R | 53,100 | 197,000 | 22,500 | 227,600 | 4,051.28 |
| | 1109 RIFKIN, DR MICHAEL | 57,300 | 185,100 | 22,500 | 219,900 | 3,914.22 |
| | 1107 RIFKIN, DR MICHAEL | 600 | 0 | 0 | 600 | 10.68 |
| | 1091 RINES, CLEVELAND | 59,800 | 136,400 | 22,500 | 173,700 | 3,091.86 |
| | 1452 RINES, DIANE B | 30,800 | 10,200 | 0 | 41,000 | 729.80 |
| | 1457 RINES, DIANE B | 700 | 0 | 0 | 700 | 12.46 |
| | 1255 RINES, JELINA M | 46,600 | 103,100 | 0 | 149,700 | 2,664.66 |
| | 1456 RINES, ROGER E | 43,000 | 114,500 | 22,500 | 135,000 | 2,403.00 |
| | 1859 RIOUX, LEON O | 73,800 | 108,800 | 0 | 182,600 | 3,250.28 |
| | 2216 RIOUX, TAMMY A | 36,000 | 145,800 | 0 | 181,800 | 3,236.04 |
| | 2277 ROAN, DAVID T 453 ROBARGE, DIANE M | 41,500 50,400 | 58,400 131,200 | 22,500 22,500 | 77,400 159,100 | 1,377.72 2,831.98 |
| | 114 ROBERGE, JAMES A | 46,500 | 261,300 | 22,500 | 285,300 | 5,078.34 |
| | 2357 ROBERT, MARCEL J P 433 ROBERT, MARK R | 59,500 51,800 | 260,500 161,100 | 5,400 22,500 | 314,600 190,400 | 5,599.88 3,389.12 |
| | 2270 ROBERT, MARY L | 50,400 | 225,100 | 22,500 | 253,000 | 4,503.40 |
| | 1442 ROBERT, RODNEY N | 97,900 | 123,800 | 22,500 | 199,200 | 3,545.76 |
| | 1398 ROBERT, SCOTT | 105,500 | 251,300 | 22,500 | 334,300 | 5,950.54 |
| | 1399 ROBERT, SCOTT | 700 | 0 | 0 | 700 | 12.46 |
| | 1151 ROBERT, SCOTT | 16,300 | 0 | 0 | 16,300 | 290.14 |
| | 311 ROBERTS PROPERTIES LLC | 44,600 | 11,200 | 0 | 55,800 | 993.24 |
| | 312 ROBERTS PROPERTIES LLC | 42,900 | 45,000 | 0 | 87,900 | 1,564.62 |
| | 711 ROBERTS, JUNE | 47,200 | 133,800 | 22,500 | 158,500 | 2,821.30 |
| | 1280 ROBERTSON, DENNIS J | 50,200 | 117,200 | 22,500 | 144,900 | 2,579.22 |
| | 2472 ROBICHAUD, DEBRA K 69 ROBICHAUD, MAURICE J | 46,400 35,100 | 53,100 89,100 | 22,500 22,500 | 77,000 101,700 | 1,370.60 1,810.26 |
| | 1350 ROBICHAUD, PATRICIA R | 40,500 | 35,500 | 22,500 | 53,500 | 952.30 |
| | 1523 ROBINSON, JEFF & AMY E | 81,200 | 37,900 | 0 | 119,100 | 2,119.98 |

| Account | Name & Address | Land | Building | Exempt | Total | Tax |
|---------|-----------------------------|---------|----------|--------|---------|----------|
| | 1294 ROBINSON, ROBERT L | 46,700 | 121,600 | 0 | 168,300 | 2,995.74 |
| | 326 ROBITAILLE, JAMIE P | 47,000 | 101,800 | 0 | 148,800 | 2,648.64 |
| | 2650 ROBITAILLE, JESSE & | 37,200 | 0 | 0 | 37,200 | 662.16 |
| | 284 ROBITAILLE, JOHN E | 63,400 | 227,900 | 22,500 | 268,800 | 4,784.64 |
| | 1815 ROBITAILLE, MARC R | 38,000 | 137,000 | 22,500 | 152,500 | 2,714.50 |
| | 773 ROBODI LLC | 152,100 | 111,100 | 0 | 263,200 | 4,684.96 |
| | 1752 RODERICK, SUSAN F | 48,700 | 19,800 | 22,500 | 46,000 | 818.80 |
| | 418 ROLSTON, ROBERT G | 32,200 | 0 | 0 | 32,200 | 573.16 |
| | 589 ROMAN CATHOLIC BISHOP | 82,800 | 0 | 0 | 82,800 | 1,473.84 |
| | 1875 ROSE CEMETERY | 7,500 | 0 | 7,500 | 0 | 0.00 |
| | 1282 ROSE STEPHEN T | 61,100 | 148,400 | 22,500 | 187,000 | 3,328.60 |
| | 1283 ROSE STEPHEN T | 42,000 | 6,100 | 0 | 48,100 | 856.18 |
| | 723 ROSE, DONALD | 50,600 | 1,500 | 0 | 52,100 | 927.38 |
| | 726 ROSE, DONALD | 254,700 | 147,500 | 22,500 | 379,700 | 6,758.66 |
| | 913 ROSE, DONALD H | 45,000 | 112,600 | 0 | 157,600 | 2,805.28 |
| | 1407 ROSE, KEVIN & JENNY | 158,800 | 32,200 | 0 | 191,000 | 3,399.80 |
| | 2406 ROSS, MITCHELL K | 108,800 | 312,100 | 0 | 420,900 | 7,492.02 |
| | 1803 ROSS, THOMAS L | 63,000 | 115,100 | 0 | 178,100 | 3,170.18 |
| | 2471 ROSSIGNOL, DAVID J | 44,600 | 184,800 | 22,500 | 206,900 | 3,682.82 |
| | 817 ROSSIGNOL, ROGER H | 44,600 | 103,200 | 0 | 147,800 | 2,630.84 |
| | 1032 ROUSE, JR, DAVID V & | 46,300 | 140,600 | 22,500 | 164,400 | 2,926.32 |
| | 305 ROUSSEAU, JOHN | 0 | 18,400 | 18,400 | 0 | 0.00 |
| | 1369 ROUSSEAU, JOSEPH | 39,000 | 93,300 | 22,500 | 109,800 | 1,954.44 |
| | 1787 ROUSSEAU, NORMAND | 117,800 | 111,400 | 0 | 229,200 | 4,079.76 |
| | 110 ROY, KENNETH E | 45,100 | 141,200 | 0 | 186,300 | 3,316.14 |
| | 1761 ROY, LAURIER B | 125,000 | 45,900 | 0 | 170,900 | 3,042.02 |
| | 473 ROY, NICHOLAS | 62,300 | 199,600 | 0 | 261,900 | 4,661.82 |
| | 1778 ROY, RICHARD H | 7,900 | 0 | 0 | 7,900 | 140.62 |
| | 1174 ROY, ROBERT R | 47,600 | 127,700 | 0 | 175,300 | 3,120.34 |
| | 837 ROY, TIMOTHY A | 52,700 | 35,700 | 22,500 | 65,900 | 1,173.02 |
| | 537 RUMAN, STEPHEN G | 45,500 | 98,400 | 22,500 | 121,400 | 2,160.92 |
| | 2334 RUSSELL EDWIN L JR | 0 | 13,600 | 13,600 | 0 | 0.00 |
| | 2539 RUSSELL, FILOMENA | 500 | 0 | 0 | 500 | 8.90 |
| | 1833 RUSSELL, FILOMENA R | 77,400 | 45,900 | 0 | 123,300 | 2,194.74 |
| | 1325 RUSSELL, KIMBERLY A | 47,500 | 159,100 | 0 | 206,600 | 3,677.48 |
| | 455 RYAN, DONALD | 37,600 | 25,700 | 0 | 63,300 | 1,126.74 |
| | 452 RYAN, DONALD J | 49,000 | 59,800 | 22,500 | 86,300 | 1,536.14 |
| | 679 RYBECK, CHARLES | 47,000 | 130,400 | 22,500 | 154,900 | 2,757.22 |
| | 391 RYDER, ELLEN E | 46,800 | 61,900 | 22,500 | 86,200 | 1,534.36 |
| | 1796 SABATINE, CATHY | 87,000 | 58,400 | 0 | 145,400 | 2,588.12 |
| | 2589 SABATTUS, TOWN OF | 3,400 | 0 | 3,400 | 0 | 0.00 |
| | 813 SABINE, CLAIRE M | 46,000 | 113,300 | 22,500 | 136,800 | 2,435.04 |
| | 2626 SABLE WOOD ESTATES LLC | 52,000 | 20,700 | 0 | 72,700 | 1,294.06 |
| | 1436 SAINDON, PAULINE M | 68,100 | 0 | 0 | 68,100 | 1,212.18 |
| | 2490 SALISBURY, GEORGE | 0 | 7,600 | 7,600 | 0 | 0.00 |
| | 1186 SAMAY, FRANK M III | 40,800 | 55,600 | 0 | 96,400 | 1,715.92 |
| | 1083 SAMAY, PAMELA | 43,300 | 500 | 0 | 43,800 | 779.64 |
| | 1235 SAMES, RUFUS G | 44,300 | 157,300 | 22,500 | 179,100 | 3,187.98 |
| | 2613 SANBORN & HAMMOND | 33,500 | 0 | 0 | 33,500 | 596.30 |
| | 2614 SANBORN & HAMMOND | 38,900 | 0 | 0 | 38,900 | 692.42 |
| | 2615 SANBORN & HAMMOND | 26,800 | 0 | 0 | 26,800 | 477.04 |
| | 2616 SANBORN & HAMMOND | 25,700 | 0 | 0 | 25,700 | 457.46 |
| | 2617 SANBORN & HAMMOND | 31,700 | 0 | 0 | 31,700 | 564.26 |
| | 2618 SANBORN & HAMMOND | 147,400 | 0 | 0 | 147,400 | 2,623.72 |
| | 866 SANFORD, BRUCE W | 40,400 | 0 | 0 | 40,400 | 719.12 |
| | 872 SANFORD, BRUCE W | 51,400 | 139,300 | 22,500 | 168,200 | 2,993.96 |
| | 2349 SANFORD, BRUCE W | 46,900 | 166,000 | 0 | 212,900 | 3,789.62 |

| Account | Name & Address | Land | Building | Exempt | Total | Tax |
|---------|------------------------------|---------|-----------|---------|-----------|-----------|
| | 864 SANFORD, DANIEL S | 45,300 | 144,500 | 0 | 189,800 | 3,378.44 |
| | 2578 SANFORD, HANNON D | 47,100 | 181,500 | 0 | 228,600 | 4,069.08 |
| | 2502 SANFORD, SHAWN G | 30,700 | 0 | 0 | 30,700 | 546.46 |
| | 2420 SANFORD, SHAWN G | 71,000 | 0 | 0 | 71,000 | 1,263.80 |
| | 1316 SANFORD, SHAWN G | 45,200 | 0 | 0 | 45,200 | 804.56 |
| | 2577 SANFORD, TIERRA M | 39,300 | 123,800 | 0 | 163,100 | 2,903.18 |
| | 768 SANTOMANGO, DEAN | 65,800 | 226,600 | 22,500 | 269,900 | 4,804.22 |
| | 1173 SANTOMANGO, SIERRA R | 50,500 | 108,300 | 0 | 158,800 | 2,826.64 |
| | 702 SARGENT, AMBER J | 42,700 | 84,300 | 0 | 127,000 | 2,260.60 |
| | 1613 SARGENT, JOHN | 52,800 | 146,300 | 22,500 | 176,600 | 3,143.48 |
| | 335 SARGENT, MATTHEW | 48,500 | 45,300 | 0 | 93,800 | 1,669.64 |
| | 1009 SAUCIER, BRIAN EDWARD | 46,200 | 117,400 | 0 | 163,600 | 2,912.08 |
| | 2022 SAUCIER, DONALD | 41,000 | 51,900 | 22,500 | 70,400 | 1,253.12 |
| | 1224 SAUCIER, MICHAEL R | 39,200 | 75,100 | 0 | 114,300 | 2,034.54 |
| | 269 SAUCIER, TIMOTHY S | 46,600 | 209,000 | 22,500 | 233,100 | 4,149.18 |
| | 2359 SAUNDERS ROAD | 32,800 | 0 | 0 | 32,800 | 583.84 |
| | 2255 SAUNDERS ROAD | 65,100 | 0 | 0 | 65,100 | 1,158.78 |
| | 1472 SAUNDERS, RICK A | 29,500 | 30,300 | 22,500 | 37,300 | 663.94 |
| | 87 SAVAGE, EDITH P | 39,200 | 78,700 | 27,900 | 90,000 | 1,602.00 |
| | 1327 SAVAGE, MADEENA S | 41,300 | 113,600 | 0 | 154,900 | 2,757.22 |
| | 663 SAWYER MEMORIAL | 72,200 | 403,300 | 475,500 | 0 | 0.00 |
| | 1139 SAWYER, BRIAN | 48,500 | 109,000 | 22,500 | 135,000 | 2,403.00 |
| | 1252 SAWYER, RALPH J | 40,900 | 0 | 0 | 40,900 | 728.02 |
| | 1122 SCHLOBOHM, MATTHEW J | 61,800 | 156,100 | 22,500 | 195,400 | 3,478.12 |
| | 722 SCHMIDT, RONALD J | 52,500 | 120,300 | 22,500 | 150,300 | 2,675.34 |
| | 1563 SCHNOPP, ROBERT L III | 36,200 | 70,800 | 0 | 107,000 | 1,904.60 |
| | 2235 SCHOMAKER, JACQUELINE A | 42,300 | 309,200 | 22,500 | 329,000 | 5,856.20 |
| | 25 SCHOTT, GEORGE | 105,500 | 0 | 0 | 105,500 | 1,877.90 |
| | 106 SCHOTT, GEORGE P | 138,000 | 1,496,100 | 0 | 1,634,100 | 29,086.98 |
| | 124 SCHOTT, GEORGE P | 500 | 0 | 0 | 500 | 8.90 |
| | 685 SCHOTT, GEORGE P | 311,100 | 545,600 | 22,500 | 834,200 | 14,848.76 |
| | 692 SCHOTT, GEORGE P | 42,500 | 148,200 | 0 | 190,700 | 3,394.46 |
| | 661 SCHOTT, GEORGE P | 91,600 | 296,100 | 0 | 387,700 | 6,901.06 |
| | 1041 SCHOTT, GEORGE P | 57,500 | 15,600 | 0 | 73,100 | 1,301.18 |
| | 2410 SCHOTT, GEORGE P | 25,000 | 0 | 0 | 25,000 | 445.00 |
| | 10 SCHOTT, JOHN | 18,600 | 0 | 0 | 18,600 | 331.08 |
| | 13 SCHOTT, JOHN | 110,700 | 291,600 | 22,500 | 379,800 | 6,760.44 |
| | 2409 SCHOTT, JOHN F | 8,500 | 0 | 0 | 8,500 | 151.30 |
| | 16 SCHOTT, KARIN A | 28,600 | 0 | 0 | 28,600 | 509.08 |
| | 11 SCHOTT, KARIN A | 202,700 | 52,800 | 0 | 255,500 | 4,547.90 |
| | 15 SCHOTT, PATRICIA | 48,400 | 0 | 0 | 48,400 | 861.52 |
| | 1850 SCHULZE, MARTIN D & | 116,400 | 57,900 | 0 | 174,300 | 3,102.54 |
| | 143 SCOTT, ALICIA S | 54,600 | 145,200 | 27,900 | 171,900 | 3,059.82 |
| | 1697 SCOTT, PATSIE | 38,800 | 116,000 | 0 | 154,800 | 2,755.44 |
| | 262 SCRIBNER, LIZA L | 46,000 | 31,400 | 0 | 77,400 | 1,377.72 |
| | 1339 SEALY, KATHERINE A | 54,500 | 125,200 | 0 | 179,700 | 3,198.66 |
| | 1243 SEELEY, GREGORY A | 52,600 | 232,400 | 22,500 | 262,500 | 4,672.50 |
| | 2091 SENSENING, RENE D | 48,400 | 140,800 | 22,500 | 166,700 | 2,967.26 |
| | 2403 SETHI, SHAUN KUMAR | 56,600 | 95,000 | 0 | 151,600 | 2,698.48 |
| | 1430 SHANE, KATHLEEN MARIE | 95,200 | 11,500 | 0 | 106,700 | 1,899.26 |
| | 1744 SHARPE, KENNETH | 79,800 | 59,300 | 0 | 139,100 | 2,475.98 |
| | 1813 SHAW, BARBARA B | 60,000 | 100,200 | 22,500 | 137,700 | 2,451.06 |
| | 290 SHORT, WILLIAM | 50,100 | 39,100 | 0 | 89,200 | 1,587.76 |
| | 1120 SHOSTAK, ANTHONY J | 44,000 | 89,500 | 22,500 | 111,000 | 1,975.80 |
| | 1059 SHOSTAK, MARTIN A | 51,500 | 100,000 | 22,500 | 129,000 | 2,296.20 |
| | 2525 SHOVLIN, JOSEPH F III | 48,700 | 208,000 | 0 | 256,700 | 4,569.26 |
| | 1 SHURTLEFF, CAMERON J | 47,300 | 82,300 | 0 | 129,600 | 2,306.88 |

| Account | Name & Address | Land | Building | Exempt | Total | Tax |
|---------|------------------------------|---------|----------|--------|---------|----------|
| | 538 SIGNER, ANTHONY B | 45,500 | 129,400 | 22,500 | 152,400 | 2,712.72 |
| | 765 SILBERMAN, ADAM J | 40,600 | 88,600 | 22,500 | 106,700 | 1,899.26 |
| | 1684 SILVA, DONALD | 62,400 | 23,000 | 0 | 85,400 | 1,520.12 |
| | 2289 SILVIUS, DENISE J | 51,500 | 35,300 | 22,500 | 64,300 | 1,144.54 |
| | 1402 SIMMONS, WILLARD H | 115,100 | 33,900 | 0 | 149,000 | 2,652.20 |
| | 1158 SIMMONS, WILLARD H | 51,000 | 220,700 | 27,900 | 243,800 | 4,339.64 |
| | 1836 SIMONDS, WILLIAM D | 43,500 | 31,500 | 0 | 75,000 | 1,335.00 |
| | 119 SIMONES, JAMES G | 46,500 | 206,600 | 22,500 | 230,600 | 4,104.68 |
| | 118 SIMONES, LINDA D M | 31,500 | 0 | 0 | 31,500 | 560.70 |
| | 1100 SIMONSON, JOHN R | 39,000 | 149,200 | 22,500 | 165,700 | 2,949.46 |
| | 1696 SIROIS, CHRISTOPHER | 186,300 | 258,400 | 22,500 | 422,200 | 7,515.16 |
| | 2621 SIROIS, JOSHUA G | 50,600 | 124,000 | 0 | 174,600 | 3,107.88 |
| | 2548 SIROIS, LAWRENCE | 46,500 | 232,300 | 22,500 | 256,300 | 4,562.14 |
| | 2098 SIROIS, PAMELA LYNN | 46,500 | 242,300 | 22,500 | 266,300 | 4,740.14 |
| | 2489 SIROIS, PAUL A | 70,000 | 162,600 | 0 | 232,600 | 4,140.28 |
| | 2224 SMALL, SAMUEL | 62,300 | 293,800 | 27,900 | 328,200 | 5,841.96 |
| | 354 SMILEY, DONNA RICHARDS | 100,100 | 31,200 | 22,500 | 108,800 | 1,936.64 |
| | 458 SMILEY, DONNA RICHARDS | 44,300 | 48,300 | 0 | 92,600 | 1,648.28 |
| | 708 SMITH, BARBARA J | 55,300 | 0 | 0 | 55,300 | 984.34 |
| | 709 SMITH, BARBARA J | 25,500 | 0 | 0 | 25,500 | 453.90 |
| | 2166 SMITH, BRIAN | 46,800 | 47,200 | 0 | 94,000 | 1,673.20 |
| | 1067 SMITH, CHRISTOPHER L | 64,200 | 0 | 0 | 64,200 | 1,142.76 |
| | 1057 SMITH, CHRISTOPHER L | 163,100 | 110,700 | 22,500 | 251,300 | 4,473.14 |
| | 1832 SMITH, ELIZABETH T | 130,400 | 42,600 | 0 | 173,000 | 3,079.40 |
| | 323 SMITH, ERIC | 71,000 | 40,600 | 0 | 111,600 | 1,986.48 |
| | 279 SMITH, ERIC J | 48,900 | 224,000 | 22,500 | 250,400 | 4,457.12 |
| | 2566 SMITH, ERIC J | 43,200 | 0 | 0 | 43,200 | 768.96 |
| | 1900 SMITH, JERRY L | 46,800 | 62,100 | 0 | 108,900 | 1,938.42 |
| | 1220 SMITH, JILL C | 45,500 | 113,200 | 0 | 158,700 | 2,824.86 |
| | 411 SMITH, KENNETH | 56,600 | 137,300 | 22,500 | 171,400 | 3,050.92 |
| | 440 SMITH, KENNETH I | 5,900 | 0 | 0 | 5,900 | 105.02 |
| | 412 SMITH, KENNETH I JR | 46,800 | 145,100 | 22,500 | 169,400 | 3,015.32 |
| | 767 SMITH, KIRK A | 50,000 | 173,800 | 0 | 223,800 | 3,983.64 |
| | 2595 SMITH, KYLE S | 46,600 | 132,100 | 0 | 178,700 | 3,180.86 |
| | 41 SMITH, LAURIE E | 46,800 | 136,400 | 27,900 | 155,300 | 2,764.34 |
| | 1462 SMITH, MATTHEW J | 48,600 | 7,800 | 0 | 56,400 | 1,003.92 |
| | 278 SMITH, MICHAEL | 48,000 | 98,100 | 27,900 | 118,200 | 2,103.96 |
| | 945 SMITH, RONALD RICHARD | 45,700 | 19,700 | 22,500 | 42,900 | 763.62 |
| | 374 SMITH, RONALD S | 56,700 | 144,900 | 22,500 | 179,100 | 3,187.98 |
| | 1699 SMITH, RUFUS H TRUSTEE | 42,800 | 29,500 | 0 | 72,300 | 1,286.94 |
| | 1700 SMITH, RUFUS H. TRUSTEE | 1,400 | 0 | 0 | 1,400 | 24.92 |
| | 1865 SMITH, SALLY A | 90,900 | 56,500 | 0 | 147,400 | 2,623.72 |
| | 479 SMITH, SUSAN Y | 57,200 | 283,900 | 22,500 | 318,600 | 5,671.08 |
| | 1675 SMITH, WARREN J | 38,400 | 51,300 | 0 | 89,700 | 1,596.66 |
| | 712 SMITH-DOYON RHONDA | 46,800 | 111,300 | 22,500 | 135,600 | 2,413.68 |
| | 672 SNYDER, PAMELA E | 43,800 | 121,200 | 22,500 | 142,500 | 2,536.50 |
| | 1793 SOCKABASIN, LISA J | 90,900 | 161,100 | 22,500 | 229,500 | 4,085.10 |
| | 1812 SOCKABASIN, LISA J | 49,200 | 45,000 | 0 | 94,200 | 1,676.76 |
| | 1464 SOLARI, ANDREW L | 39,000 | 39,600 | 0 | 78,600 | 1,399.08 |
| | 857 SOUCY, JOHN A | 52,900 | 135,400 | 22,500 | 165,800 | 2,951.24 |
| | 1668 SPAULDING, KEVIN P | 33,000 | 90,500 | 22,500 | 101,000 | 1,797.80 |
| | 783 SPEAR, RODNEY W | 47,000 | 69,900 | 22,500 | 94,400 | 1,680.32 |
| | 2120 SPENCER, STEVEN L | 54,500 | 152,900 | 22,500 | 184,900 | 3,291.22 |
| | 816 SPRAGUE, MICHAEL C | 45,200 | 166,100 | 0 | 211,300 | 3,761.14 |
| | 1276 SPRAGUE, MICHAEL H | 55,100 | 142,700 | 0 | 197,800 | 3,520.84 |
| | 534 SPRINGER, JENNIFER M | 45,900 | 132,400 | 22,500 | 155,800 | 2,773.24 |
| | 906 SPRINGER, JOHN W | 45,800 | 145,100 | 27,900 | 163,000 | 2,901.40 |

| Account | Name & Address | Land | Building | Exempt | Total | Tax |
|---------|------------------------------|---------|----------|---------|---------|----------|
| | 2311 SPRINGER, JOHN W | 0 | 19,200 | 0 | 19,200 | 341.76 |
| | 297 ST AMOURE, ALLEN | 0 | 10,300 | 10,300 | 0 | 0.00 |
| | 134 ST ANDRE, DAVID E | 51,800 | 144,500 | 22,500 | 173,800 | 3,093.64 |
| | 140 ST FRANCIS MISSION | 0 | 50,800 | 0 | 50,800 | 904.24 |
| | 635 ST FRANCIS MISSION | 95,100 | 626,400 | 721,500 | 0 | 0.00 |
| | 1653 ST GERMAIN, GERARD | 40,100 | 160,300 | 0 | 200,400 | 3,567.12 |
| | 1768 ST GERMAIN, WAYNE DAVID | 55,300 | 80,700 | 0 | 136,000 | 2,420.80 |
| | 1118 ST HILAIRE, PAUL B | 46,000 | 63,800 | 27,900 | 81,900 | 1,457.82 |
| | 2239 ST LAURENT, THOMAS | 40,900 | 161,100 | 22,500 | 179,500 | 3,195.10 |
| | 383 ST ONGE, DANIEL R | 49,000 | 134,300 | 22,500 | 160,800 | 2,862.24 |
| | 221 ST PIERRE, CAROLE L | 42,600 | 144,500 | 22,500 | 164,600 | 2,929.88 |
| | 1666 ST PIERRE, ROGER | 42,500 | 97,600 | 27,900 | 112,200 | 1,997.16 |
| | 288 ST PIERRE, TRAVIS | 44,600 | 24,100 | 22,500 | 46,200 | 822.36 |
| | 1977 ST PIERRE, WILLIAM P | 55,100 | 133,200 | 22,500 | 165,800 | 2,951.24 |
| | 60 ST. PIERRE, TAYLOR W | 45,000 | 109,200 | 0 | 154,200 | 2,744.76 |
| | 2200 STANLEY, KELLEY J & | 93,400 | 195,400 | 0 | 288,800 | 5,140.64 |
| | 541 STARKEY, SARAH A | 43,800 | 155,900 | 0 | 199,700 | 3,554.66 |
| | 419 STASULIS, ALLEN | 47,700 | 146,500 | 27,900 | 166,300 | 2,960.14 |
| | 734 STATE OF MAINE | 11,000 | 0 | 11,000 | 0 | 0.00 |
| | 1708 STATE OF MAINE | 500 | 0 | 500 | 0 | 0.00 |
| | 834 STATE OF MAINE HIGHWAY | 50,400 | 231,900 | 282,300 | 0 | 0.00 |
| | 525 STE MARIE, DAVID | 33,600 | 0 | 0 | 33,600 | 598.08 |
| | 1965 STEARNS, SHANNON S | 69,800 | 209,600 | 22,500 | 256,900 | 4,572.82 |
| | 1664 STEEVES, JANET R | 37,700 | 111,200 | 27,900 | 121,000 | 2,153.80 |
| | 1547 STEVENS, HOWARD B | 26,200 | 67,200 | 22,500 | 70,900 | 1,262.02 |
| | 1560 STEVENS, KENNETH L | 43,700 | 100,900 | 0 | 144,600 | 2,573.88 |
| | 681 STEVENS, LAWRENCE | 47,700 | 111,400 | 22,500 | 136,600 | 2,431.48 |
| | 1326 STEVENS, RANDY & DIANE | 78,200 | 81,500 | 0 | 159,700 | 2,842.66 |
| | 2083 STEVENS, THOMAS C | 40,600 | 272,200 | 0 | 312,800 | 5,567.84 |
| | 1332 STEVENS, WALTER A | 42,800 | 48,100 | 22,500 | 68,400 | 1,217.52 |
| | 1204 STEWARD, CLINTON | 47,000 | 113,000 | 22,500 | 137,500 | 2,447.50 |
| | 2599 STEWART, BETH | 46,400 | 155,400 | 22,500 | 179,300 | 3,191.54 |
| | 1491 STEWART, GLENN P | 91,500 | 66,600 | 0 | 158,100 | 2,814.18 |
| | 59 STEWART, IAN R | 45,500 | 89,400 | 22,500 | 112,400 | 2,000.72 |
| | 229 STEWART, PAUL R | 63,100 | 0 | 0 | 63,100 | 1,123.18 |
| | 230 STEWART, PAUL R | 45,000 | 67,800 | 22,500 | 90,300 | 1,607.34 |
| | 2568 STEWART, RUSSELL | 20,400 | 0 | 0 | 20,400 | 363.12 |
| | 2443 STEWART, RUSSELL H | 48,100 | 185,000 | 22,500 | 210,600 | 3,748.68 |
| | 254 STEWART, RUSSELL H | 8,200 | 0 | 0 | 8,200 | 145.96 |
| | 2080 STILPHEN, VICKI | 40,700 | 22,500 | 22,500 | 40,700 | 724.46 |
| | 1357 STOCKWELL, ROGER | 47,700 | 33,800 | 22,500 | 59,000 | 1,050.20 |
| | 1805 STONE, JANICE L | 95,800 | 94,900 | 22,500 | 168,200 | 2,993.96 |
| | 1121 STOWE, MARK | 38,800 | 91,100 | 22,500 | 107,400 | 1,911.72 |
| | 2209 STRETTON, KYLE | 46,500 | 193,800 | 22,500 | 217,800 | 3,876.84 |
| | 572 STROUT, SCOTT | 47,000 | 135,900 | 0 | 182,900 | 3,255.62 |
| | 573 STROUT, WENDELL A JR | 60,600 | 121,100 | 22,500 | 159,200 | 2,833.76 |
| | 2268 STROUT, WENDELL ESTATE | 45,600 | 7,500 | 0 | 53,100 | 945.18 |
| | 1516 STYVERSON, SCOTT A | 76,000 | 37,500 | 0 | 113,500 | 2,020.30 |
| | 1401 SUERETH, ERIC T | 41,900 | 16,100 | 0 | 58,000 | 1,032.40 |
| | 548 SULLIVAN, MARK J | 45,900 | 72,800 | 0 | 118,700 | 2,112.86 |
| | 779 SUNCO INVESTMENTS LLC | 75,400 | 0 | 0 | 75,400 | 1,342.12 |
| | 933 SWANSON, RICHARD | 900 | 0 | 0 | 900 | 16.02 |
| | 1845 SWINDLER, DEAN V | 73,800 | 26,400 | 0 | 100,200 | 1,783.56 |
| | 2170 SYLVESTER, MICHAEL | 41,100 | 213,900 | 22,500 | 232,500 | 4,138.50 |
| | 1576 SYLVIA, KATHIE | 42,800 | 148,200 | 22,500 | 168,500 | 2,999.30 |
| | 1693 SZABO, ERIC | 121,900 | 53,800 | 0 | 175,700 | 3,127.46 |

| Account | Name & Address | Land | Building | Exempt | Total | Tax |
|---------|------------------------------|---------|----------|--------|---------|-----------|
| | 2302 TABOR, DARLENE A | 25,800 | 0 | 0 | 25,800 | 459.24 |
| | 871 TABOR, KATELIN I | 42,200 | 92,500 | 22,500 | 112,200 | 1,997.16 |
| | 1714 TACIT, LLC | 54,600 | 61,600 | 0 | 116,200 | 2,068.36 |
| | 21 TAMIAMI LLC | 49,100 | 76,700 | 0 | 125,800 | 2,239.24 |
| | 2389 TAMMARO, LOUISE M | 44,600 | 0 | 0 | 44,600 | 793.88 |
| | 914 TANCREDE, DAMIEN | 50,800 | 94,700 | 0 | 145,500 | 2,589.90 |
| | 1657 TANCREL, NORMAND A | 38,400 | 129,200 | 22,500 | 145,100 | 2,582.78 |
| | 1175 TANTILLO, STEVEN W | 47,200 | 57,600 | 22,500 | 82,300 | 1,464.94 |
| | 2424 TARDIE, CHARLES | 40,500 | 133,700 | 27,900 | 146,300 | 2,604.14 |
| | 2012 TARDIF, DUANE R | 48,800 | 129,800 | 22,500 | 156,100 | 2,778.58 |
| | 2610 TARDIF, DUANE R | 17,800 | 0 | 0 | 17,800 | 316.84 |
| | 1524 TAYLOR, JAMES | 44,400 | 83,400 | 22,500 | 105,300 | 1,874.34 |
| | 1178 TAYLOR, KEVIN S | 49,300 | 138,700 | 22,500 | 165,500 | 2,945.90 |
| | 1460 TEACUTTER, DANNY L | 47,500 | 102,000 | 0 | 149,500 | 2,661.10 |
| | 1184 TEACUTTER, DONALD | 40,700 | 159,400 | 22,500 | 177,600 | 3,161.28 |
| | 67 TECHNICAL SALES & | 66,300 | 452,700 | 0 | 519,000 | 9,238.20 |
| | 550 TEREZONI, THEODORE | 45,200 | 80,800 | 27,900 | 98,100 | 1,746.18 |
| | 50 TESTANI, KEITH B | 30,000 | 78,100 | 0 | 108,100 | 1,924.18 |
| | 1837 THE JOSEPH L & KATHLEEN | 58,500 | 30,200 | 0 | 88,700 | 1,578.86 |
| | 1835 THE JOSEPH L & KATHLEEN | 89,400 | 171,500 | 0 | 260,900 | 4,644.02 |
| | 732 THE RAY T GAGNE | 173,500 | 218,600 | 27,900 | 364,200 | 6,482.76 |
| | 728 THE RAY T GAGNE | 71,100 | 500 | 0 | 71,600 | 1,274.48 |
| | 561 THEBERGE, PATRICIA A | 55,000 | 78,700 | 0 | 133,700 | 2,379.86 |
| | 2006 THEBERGE, PETER H | 41,900 | 155,200 | 22,500 | 174,600 | 3,107.88 |
| | 630 THERIAULT, BRENDA J | 45,300 | 118,300 | 22,500 | 141,100 | 2,511.58 |
| | 545 THERIAULT, DARCI M | 45,100 | 92,600 | 22,500 | 115,200 | 2,050.56 |
| | 384 THERIAULT, ROGER A | 56,700 | 222,900 | 22,500 | 257,100 | 4,576.38 |
| | 544 THERIAULT, RONALD O | 43,800 | 166,500 | 27,900 | 182,400 | 3,246.72 |
| | 1682 THERIAULT, RYAN | 47,900 | 150,300 | 0 | 198,200 | 3,527.96 |
| | 116 THERIAULT, SHAWN D | 46,400 | 177,100 | 22,500 | 201,000 | 3,577.80 |
| | 2020 THERIAULT, MARC A | 42,000 | 253,600 | 22,500 | 273,100 | 4,861.18 |
| | 464 THERIAULT, RANDY S | 42,200 | 185,100 | 22,500 | 204,800 | 3,645.44 |
| | 2341 THERRIEN, JASON T | 50,400 | 97,800 | 0 | 148,200 | 2,637.96 |
| | 2452 THERRIEN, TYSON | 46,900 | 145,400 | 22,500 | 169,800 | 3,022.44 |
| | 2574 THERRIEN, WILLIAM T | 29,300 | 183,200 | 22,500 | 190,000 | 3,382.00 |
| | 2354 THIBAUT, RODNEY D | 46,700 | 167,500 | 22,500 | 191,700 | 3,412.26 |
| | 1945 THIBEAULT, JEREMY J | 63,200 | 202,400 | 0 | 265,600 | 4,727.68 |
| | 808 THIBODEAU, JEFFREY A | 47,500 | 109,800 | 22,500 | 134,800 | 2,399.44 |
| | 1351 THIBODEAU, RICHARD J | 46,500 | 34,800 | 22,500 | 58,800 | 1,046.64 |
| | 54 THIBODEAU, RICHARD P | 55,200 | 60,500 | 0 | 115,700 | 2,059.46 |
| | 523 THIBODEAU, RICHARD P JR | 45,000 | 114,500 | 22,500 | 137,000 | 2,438.60 |
| | 93 THIBODEAU, RICHARD R JR | 58,900 | 0 | 0 | 58,900 | 1,048.42 |
| | 368 THIBODEAU, TROY A | 50,400 | 105,900 | 0 | 156,300 | 2,782.14 |
| | 721 THOMAS, WAYNE L | 45,400 | 122,200 | 22,500 | 145,100 | 2,582.78 |
| | 614 THOMPSON, ANDREW | 35,400 | 149,900 | 22,500 | 162,800 | 2,897.84 |
| | 375 THOMPSON, JEFFREY | 56,500 | 148,700 | 0 | 205,200 | 3,652.56 |
| | 2667 THONE, ELIJAH | 0 | 0 | 0 | 0 | 0.00 |
| | 2352 THURLOW, JEFFREY | 45,900 | 145,100 | 0 | 191,000 | 3,399.80 |
| | 2129 THURLOW, JEFFREY S | 47,700 | 72,100 | 0 | 119,800 | 2,132.44 |
| | 1501 TIBBETTS, ANGELA D & | 63,800 | 24,700 | 0 | 88,500 | 1,575.30 |
| | 377 TIDSWELL, CORY E | 56,600 | 129,700 | 22,500 | 163,800 | 2,915.64 |
| | 1687 TIGHE, MARY | 103,700 | 126,800 | 0 | 230,500 | 4,102.90 |
| | 396 TIMPANY, DONALD M | 50,400 | 205,400 | 22,500 | 233,300 | 4,152.74 |
| | 1871 TIMPANY, JUNE | 54,200 | 48,100 | 22,500 | 79,800 | 1,420.44 |
| | 501 TOOTHAKER, JOSHUA | 42,300 | 120,900 | 22,500 | 140,700 | 2,504.46 |
| | 601 TOTH, ALEXANDER | 20,600 | 0 | 0 | 20,600 | 366.68 |
| | 2350 TOWN LINE SELF STORAGE | 61,500 | 615,100 | 0 | 676,600 | 12,043.48 |

| Account | Name & Address | Land | Building | Exempt | Total | Tax |
|---------|-----------------------------|---------|----------|--------|---------|----------|
| | 2250 TOWN OF GREENE | 600 | 0 | 600 | 0 | 0.00 |
| | 1899 TOWN OF GREENE | 73,500 | 0 | 73,500 | 0 | 0.00 |
| | 907 TOWN OF GREENE | 13,100 | 0 | 13,100 | 0 | 0.00 |
| | 886 TOWN OF GREENE | 28,000 | 0 | 28,000 | 0 | 0.00 |
| | 930 TOWN OF GREENE | 1,700 | 0 | 1,700 | 0 | 0.00 |
| | 507 TOWN OF GREENE | 48,800 | 49,100 | 97,900 | 0 | 0.00 |
| | 868 TOWN OF GREENE/DUBAY, | 31,800 | 0 | 31,800 | 0 | 0.00 |
| | 1891 TOWN OF GREENE/DUBAY, | 39,200 | 0 | 39,200 | 0 | 0.00 |
| | 245 TOWNSEND LIVING TRUST | 48,200 | 106,100 | 22,500 | 131,800 | 2,346.04 |
| | 1629 TRAVERS, SANDRA | 0 | 8,200 | 8,200 | 0 | 0.00 |
| | 997 TREPANIER, TARA S | 48,200 | 126,000 | 0 | 174,200 | 3,100.76 |
| | 2290 TRIPLE A COATINGS INC | 47,500 | 125,900 | 0 | 173,400 | 3,086.52 |
| | 214 TRIPP, PETER M | 42,300 | 127,000 | 22,500 | 146,800 | 2,613.04 |
| | 295 TROTTER, BOBBY & JOAN | 0 | 10,900 | 0 | 10,900 | 194.02 |
| | 1632 TRUE, ANNE M | 37,700 | 71,700 | 0 | 109,400 | 1,947.32 |
| | 2387 TRUSSELL, LENORA | 63,500 | 25,000 | 0 | 88,500 | 1,575.30 |
| | 2227 TRYTEK, JAMES T | 62,300 | 316,900 | 22,500 | 356,700 | 6,349.26 |
| | 2509 TSAI, JUNG YEN | 106,600 | 394,400 | 0 | 501,000 | 8,917.80 |
| | 394 TUCK FAMILY LIVING | 16,200 | 0 | 0 | 16,200 | 288.36 |
| | 749 TUCK FAMILY LIVING | 73,600 | 222,200 | 0 | 295,800 | 5,265.24 |
| | 750 TUCK FAMILY LIVING | 32,900 | 0 | 0 | 32,900 | 585.62 |
| | 1161 TUCKER, JOHN & SARAH | 49,000 | 149,700 | 0 | 198,700 | 3,536.86 |
| | 1558 TUFTS, BRUCE A | 49,100 | 111,800 | 22,500 | 138,400 | 2,463.52 |
| | 2624 TURCOTTE, BRETT J | 40,000 | 179,400 | 0 | 219,400 | 3,905.32 |
| | 1438 TURCOTTE, GEORGETTE, | 121,100 | 63,200 | 27,900 | 156,400 | 2,783.92 |
| | 2219 TURCOTTE, HEATHER | 25,200 | 0 | 0 | 25,200 | 448.56 |
| | 260 TURCOTTE, LAWRENCE | 45,400 | 80,300 | 22,500 | 103,200 | 1,836.96 |
| | 2494 TURCOTTE, MICHAEL S | 38,100 | 144,500 | 22,500 | 160,100 | 2,849.78 |
| | 380 TURCOTTE, MICHAEL SR | 40,300 | 21,600 | 22,500 | 39,400 | 701.32 |
| | 752 TURCOTTE, SUSAN TRUST | 42,800 | 85,800 | 22,500 | 106,100 | 1,888.58 |
| | 1007 TURGEON, NORMAND F | 49,700 | 122,900 | 0 | 172,600 | 3,072.28 |
| | 1604 TURGEON, RANDALL P | 34,000 | 75,100 | 0 | 109,100 | 1,941.98 |
| | 506 TURNER, DANA | 67,200 | 397,400 | 0 | 464,600 | 8,269.88 |
| | 514 TUTLIS, BRIAN G | 48,800 | 132,600 | 22,500 | 158,900 | 2,828.42 |
| | 2104 TWIDWELL, KAREN E | 44,200 | 17,300 | 22,500 | 39,000 | 694.20 |
| | 467 UNIVERSALIST CHURCH | 29,100 | 70,700 | 99,800 | 0 | 0.00 |
| | 1333 UPTOPIAN UNDERDOGS LLC | 59,000 | 64,600 | 0 | 123,600 | 2,200.08 |
| | 1948 URQUHART, JAMES | 62,300 | 235,900 | 22,500 | 275,700 | 4,907.46 |
| | 1695 URQUHART, PAMELA | 140,600 | 86,600 | 27,900 | 199,300 | 3,547.54 |
| | 2019 VACHON, DEBORAH | 41,400 | 23,800 | 22,500 | 42,700 | 760.06 |
| | 437 VAILLANCOURT, JAMIE D | 47,700 | 176,900 | 22,500 | 202,100 | 3,597.38 |
| | 469 VAINIO, GARRET | 44,600 | 142,500 | 0 | 187,100 | 3,330.38 |
| | 359 VALENTINE, GERI | 141,500 | 324,600 | 22,500 | 443,600 | 7,896.08 |
| | 2300 VALENTINE, GERI | 31,900 | 6,500 | 0 | 38,400 | 683.52 |
| | 2344 VALENTINE, RICHARD S | 73,100 | 0 | 0 | 73,100 | 1,301.18 |
| | 2124 VALENTINE, RICHARD S | 119,600 | 140,500 | 22,500 | 237,600 | 4,229.28 |
| | 2299 VALENTINE, ROBERT | 92,000 | 61,600 | 0 | 153,600 | 2,734.08 |
| | 2438 VALENTINE, ROBERT | 31,800 | 0 | 0 | 31,800 | 566.04 |
| | 2439 VALENTINE, ROBERT | 31,800 | 0 | 0 | 31,800 | 566.04 |
| | 456 VALENTINE, ROBERT | 10,000 | 0 | 0 | 10,000 | 178.00 |
| | 2567 VALENTINE, ROBERT L | 39,200 | 0 | 0 | 39,200 | 697.76 |
| | 1890 VALLERAND, JOHN W | 56,000 | 198,600 | 22,500 | 232,100 | 4,131.38 |
| | 85 VALLERAND, MARGARET | 110,100 | 181,700 | 22,500 | 269,300 | 4,793.54 |
| | 524 VALLERAND, MARGARET T | 98,600 | 0 | 0 | 98,600 | 1,755.08 |
| | 466 VALLEY CEMETERIES | 9,200 | 0 | 9,200 | 0 | 0.00 |
| | 839 VAN LENTEN, MICHAEL W | 47,700 | 81,500 | 27,900 | 101,300 | 1,803.14 |
| | 491 VAN-OOSTEN, PETER L & | 53,800 | 351,200 | 22,500 | 382,500 | 6,808.50 |

| Account | Name & Address | Land | Building | Exempt | Total | Tax |
|---------|------------------------------|---------|----------|--------|---------|----------|
| | 777 VARNEY, CHARLES (86% | 216,200 | 185,300 | 22,500 | 379,000 | 6,746.20 |
| | 2125 VARNEY, SCOTT | 35,700 | 121,000 | 22,500 | 134,200 | 2,388.76 |
| | 592 VARNUM, PATRICIA | 43,000 | 119,500 | 22,500 | 140,000 | 2,492.00 |
| | 1225 VASILIAUSKAS, MARK | 37,000 | 82,600 | 26,100 | 93,500 | 1,664.30 |
| | 445 VEILLEUX, ERIC T | 50,000 | 305,000 | 0 | 355,000 | 6,319.00 |
| | 247 VEILLEUX, ERIC T | 37,100 | 147,400 | 22,500 | 162,000 | 2,883.60 |
| | 1001 VEILLEUX, PHILIP A | 46,500 | 21,800 | 0 | 68,300 | 1,215.74 |
| | 2606 VEILLEUX, PIERRE | 25,300 | 0 | 0 | 25,300 | 450.34 |
| | 274 VEILLEUX, ROGER R | 3,300 | 0 | 0 | 3,300 | 58.74 |
| | 142 VEILLEUX, WALLACE | 46,900 | 182,100 | 22,500 | 206,500 | 3,675.70 |
| | 1937 VEILLEUX, WALLACE N | 46,600 | 0 | 0 | 46,600 | 829.48 |
| | 875 VEINOTT, DONALD A | 36,400 | 40,500 | 22,500 | 54,400 | 968.32 |
| | 1794 VENSUS, KATHY | 84,300 | 64,100 | 0 | 148,400 | 2,641.52 |
| | 2251 VERIZON WIRELESS | 0 | 41,900 | 0 | 41,900 | 745.82 |
| | 2253 VERIZON WIRELESS | 0 | 41,900 | 0 | 41,900 | 745.82 |
| | 2180 VERRILL, DALE R | 32,900 | 0 | 0 | 32,900 | 585.62 |
| | 1821 VILES, LINDA C | 55,300 | 52,100 | 0 | 107,400 | 1,911.72 |
| | 1264 VINCENT, DORIAN J A | 48,600 | 114,800 | 22,500 | 140,900 | 2,508.02 |
| | 14 VIOLET SUNSET LLC | 47,100 | 164,700 | 0 | 211,800 | 3,770.04 |
| | 2559 VISTA OF MAINE VINEYARD | 2,300 | 0 | 0 | 2,300 | 40.94 |
| | 2520 VISTA OF MAINE VINEYARD | 48,200 | 100,900 | 0 | 149,100 | 2,653.98 |
| | 2395 VISTA OF MAINE VINEYARD | 19,600 | 0 | 0 | 19,600 | 348.88 |
| | 642 VISTA OF MAINE VINEYARD | 134,500 | 0 | 0 | 134,500 | 2,394.10 |
| | 699 VISTA OF MAINE VINEYARD | 147,200 | 372,400 | 0 | 519,600 | 9,248.88 |
| | 700 VISTA OF MAINE VINEYARD | 69,200 | 0 | 0 | 69,200 | 1,231.76 |
| | 701 VISTA OF MAINE VINEYARD | 35,200 | 0 | 0 | 35,200 | 626.56 |
| | 707 VISTA OF MAINE VINEYARD | 79,900 | 6,700 | 0 | 86,600 | 1,541.48 |
| | 2560 VISTA OF MAINE VINEYARD | 3,000 | 0 | 0 | 3,000 | 53.40 |
| | 710 VISTA OF MAINE VINEYARD | 85,900 | 0 | 0 | 85,900 | 1,529.02 |
| | 659 VIVIAN, HARRY B | 44,900 | 40,400 | 22,500 | 62,800 | 1,117.84 |
| | 1076 VOISINE, DONALD A JR | 46,800 | 84,800 | 22,500 | 109,100 | 1,941.98 |
| | 261 WALKER, BRENTON D | 44,000 | 20,600 | 0 | 64,600 | 1,149.88 |
| | 465 WALL, JAMES A | 40,500 | 0 | 0 | 40,500 | 720.90 |
| | 438 WALLACE, JOHN P | 50,200 | 130,500 | 22,500 | 158,200 | 2,815.96 |
| | 141 WALLINGFORD, TRACY I | 57,400 | 160,800 | 22,500 | 195,700 | 3,483.46 |
| | 1104 WALSH, MATTHEW R | 39,200 | 103,400 | 0 | 142,600 | 2,538.28 |
| | 1426 WALTHER, SUSAN | 43,800 | 42,000 | 0 | 85,800 | 1,527.24 |
| | 1423 WALTHER, SUSAN | 19,900 | 14,600 | 0 | 34,500 | 614.10 |
| | 321 WARD, JULIE | 70,200 | 23,100 | 0 | 93,300 | 1,660.74 |
| | 213 WARD, MELANIE D | 49,000 | 0 | 0 | 49,000 | 872.20 |
| | 1783 WARD, MELANIE D | 11,400 | 0 | 0 | 11,400 | 202.92 |
| | 1353 WARD, PHILIP S | 40,500 | 60,700 | 22,500 | 78,700 | 1,400.86 |
| | 1519 WARD, RONALD K | 2,700 | 500 | 0 | 3,200 | 56.96 |
| | 1506 WARD, RONALD K | 13,500 | 17,800 | 0 | 31,300 | 557.14 |
| | 1507 WARD, RONALD K | 10,000 | 0 | 0 | 10,000 | 178.00 |
| | 1508 WARD, RONALD K | 41,500 | 39,900 | 22,500 | 58,900 | 1,048.42 |
| | 1228 WARD, ZACHARY T | 46,700 | 121,300 | 22,500 | 145,500 | 2,589.90 |
| | 2459 WARNER, KRISTIN B | 39,900 | 235,000 | 22,500 | 252,400 | 4,492.72 |
| | 2550 WARNER, SCOTT & KRISTIN | 30,700 | 0 | 0 | 30,700 | 546.46 |
| | 1569 WARREN, ERIC M | 40,200 | 95,900 | 22,500 | 113,600 | 2,022.08 |
| | 1185 WARREN, LOUIS W | 42,400 | 19,400 | 22,500 | 39,300 | 699.54 |
| | 1620 WARREN, MARK P | 46,800 | 59,900 | 22,500 | 84,200 | 1,498.76 |
| | 2512 WASHBURN, STEPHEN D | 66,400 | 151,100 | 22,500 | 195,000 | 3,471.00 |
| | 156 WEBBER, DAVID | 52,200 | 109,000 | 22,500 | 138,700 | 2,468.86 |
| | 2115 WEBSTER, CHRISTOPHER R | 46,500 | 7,000 | 0 | 53,500 | 952.30 |
| | 1841 WEBSTER, DARWIN | 103,400 | 281,100 | 27,900 | 356,600 | 6,347.48 |

| Account | Name & Address | Land | Building | Exempt | Total | Tax |
|---------|------------------------------|---------|----------|--------|---------|----------|
| | 2327 WEBSTER, DARWIN L | 34,500 | 0 | 0 | 34,500 | 614.10 |
| | 1030 WEBSTER, LARRY C | 45,500 | 139,700 | 0 | 185,200 | 3,296.56 |
| | 1393 WEBSTER, RALPH L JR | 6,300 | 0 | 0 | 6,300 | 112.14 |
| | 1661 WEEKS, FLOYSTON A JR | 47,200 | 130,000 | 22,500 | 154,700 | 2,753.66 |
| | 2619 WEEKS, TARA S | 110,100 | 0 | 0 | 110,100 | 1,959.78 |
| | 29 WEINER-SMITH, JENNIFER | 36,900 | 331,800 | 0 | 368,700 | 6,562.86 |
| | 322 WELLS, AIME J | 45,000 | 93,400 | 22,500 | 115,900 | 2,063.02 |
| | 353 WELLS, AMY T | 118,300 | 253,700 | 22,500 | 349,500 | 6,221.10 |
| | 1425 WELLS, JOAN | 34,000 | 31,300 | 22,500 | 42,800 | 761.84 |
| | 1802 WELLS, MICHAEL J | 56,900 | 92,300 | 22,500 | 126,700 | 2,255.26 |
| | 1448 WEST SHORE ROAD | 1,500 | 0 | 0 | 1,500 | 26.70 |
| | 1459 WEST SHORE ROAD | 2,500 | 0 | 2,500 | 0 | 0.00 |
| | 1458 WEST SHORE ROAD, | 6,600 | 0 | 6,600 | 0 | 0.00 |
| | 1066 WESTON, ANDREW | 54,000 | 165,800 | 0 | 219,800 | 3,912.44 |
| | 2189 WESTON, JAMES | 122,000 | 178,900 | 22,500 | 278,400 | 4,955.52 |
| | 899 WHEELER, JANE H | 68,800 | 136,900 | 0 | 205,700 | 3,661.46 |
| | 929 WHEELER, JANE H | 26,400 | 1,100 | 0 | 27,500 | 489.50 |
| | 2418 WHEELER, PAUL F | 46,600 | 0 | 0 | 46,600 | 829.48 |
| | 1924 WHEELER, SUSAN | 47,100 | 107,400 | 22,500 | 132,000 | 2,349.60 |
| | 2417 WHEELER, THOMAS A | 44,600 | 0 | 0 | 44,600 | 793.88 |
| | 1688 WHITE FAMILY CAMPGROUND | 75,400 | 41,800 | 0 | 117,200 | 2,086.16 |
| | 1689 WHITE FAMILY CAMPGROUND | 75,400 | 32,700 | 0 | 108,100 | 1,924.18 |
| | 1338 WHITE, JASON | 43,300 | 159,700 | 0 | 203,000 | 3,613.40 |
| | 117 WHITE, JOHN L | 46,500 | 217,600 | 22,500 | 241,600 | 4,300.48 |
| | 1827 WHITE, SHARON M | 47,000 | 73,200 | 22,500 | 97,700 | 1,739.06 |
| | 626 WHITE, SHELDON | 42,500 | 137,300 | 27,900 | 151,900 | 2,703.82 |
| | 1029 WHITE, WALTER | 36,200 | 154,100 | 22,500 | 167,800 | 2,986.84 |
| | 1958 WHITMORE, ALLEN | 54,600 | 31,000 | 22,500 | 63,100 | 1,123.18 |
| | 2582 WHITNEY, TREVOR | 31,400 | 0 | 0 | 31,400 | 558.92 |
| | 2608 WHITNEY, TREVOR | 45,300 | 131,700 | 0 | 177,000 | 3,150.60 |
| | 1740 WHITNEY-MARQUIS, BONITA | 62,400 | 35,300 | 0 | 97,700 | 1,739.06 |
| | 149 WILBUR, PHILIP E | 57,200 | 199,900 | 22,500 | 234,600 | 4,175.88 |
| | 1377 WILBUR, RENA | 78,400 | 120,100 | 27,900 | 170,600 | 3,036.68 |
| | 1382 WILBUR, RENA | 500 | 0 | 0 | 500 | 8.90 |
| | 1379 WILBUR, SCOTT A | 46,500 | 139,000 | 22,500 | 163,000 | 2,901.40 |
| | 1363 WILCOX, GREGORY P | 39,000 | 103,300 | 0 | 142,300 | 2,532.94 |
| | 2462 WILD MOUNTAIN, LLC | 55,000 | 134,700 | 0 | 189,700 | 3,376.66 |
| | 451 WILKINS, NANCY | 48,800 | 63,700 | 0 | 112,500 | 2,002.50 |
| | 655 WILLIAMS, CHAD M | 51,500 | 92,800 | 22,500 | 121,800 | 2,168.04 |
| | 2156 WILLIAMS, JESSICA | 39,700 | 114,300 | 0 | 154,000 | 2,741.20 |
| | 2243 WILLIAMS, KAYLA | 19,500 | 0 | 0 | 19,500 | 347.10 |
| | 893 WILLS, SHIRLEY | 59,200 | 127,100 | 22,500 | 163,800 | 2,915.64 |
| | 1635 WILSON, ANDREA T | 42,200 | 116,900 | 22,500 | 136,600 | 2,431.48 |
| | 194 WINDISCHHOFER, KARL | 49,900 | 111,400 | 27,900 | 133,400 | 2,374.52 |
| | 949 WING, AMANDA M | 46,600 | 61,500 | 22,500 | 85,600 | 1,523.68 |
| | 653 WING, DAVID E | 65,600 | 151,100 | 22,500 | 194,200 | 3,456.76 |
| | 1846 WINSHIP, LARRY E | 62,700 | 36,700 | 0 | 99,400 | 1,769.32 |
| | 1847 WINSHIP, LARRY E | 78,200 | 40,900 | 0 | 119,100 | 2,119.98 |
| | 211 WINSLOW, JOSEPHINE | 0 | 1,400 | 0 | 1,400 | 24.92 |
| | 1028 WITHAM, FREELAND C | 49,200 | 129,400 | 27,900 | 150,700 | 2,682.46 |
| | 1108 WITHAM, MARLENE R | 86,600 | 169,600 | 22,500 | 233,700 | 4,159.86 |
| | 1036 WITHEE, FRANK | 26,000 | 26,800 | 0 | 52,800 | 939.84 |
| | 940 WITHEE, FRANK | 42,000 | 64,200 | 22,500 | 83,700 | 1,489.86 |
| | 327 WITHERELL, FRANCIS | 38,600 | 80,700 | 22,500 | 96,800 | 1,723.04 |
| | 854 WOOD, ALAN | 87,500 | 126,100 | 22,500 | 191,100 | 3,401.58 |
| | 855 WOOD, ALAN G | 61,200 | 119,700 | 0 | 180,900 | 3,220.02 |
| | 853 WOOD, ALAN G | 33,400 | 0 | 0 | 33,400 | 594.52 |

| Account | Name & Address | Land | Building | Exempt | Total | Tax |
|----------------|------------------------------|-------------|-------------|------------|-------------|--------------|
| | 2032 WOOD, ALAN G | 34,000 | 0 | 0 | 34,000 | 605.20 |
| | 1195 WOOD, ALAN G | 145,100 | 0 | 0 | 145,100 | 2,582.78 |
| | 332 WOOD, DANIEL | 42,200 | 157,000 | 0 | 199,200 | 3,545.76 |
| | 331 WOOD, DANIEL F | 45,400 | 0 | 0 | 45,400 | 808.12 |
| | 2097 WOOD, IAN A | 48,700 | 180,000 | 22,500 | 206,200 | 3,670.36 |
| | 671 WOOD, JAMES C | 49,000 | 105,900 | 0 | 154,900 | 2,757.22 |
| | 1839 WOOD, JOHN & RAYMOND | 4,800 | 0 | 0 | 4,800 | 85.44 |
| | 1273 WOOD, KIMBERLY | 121,000 | 179,200 | 0 | 300,200 | 5,343.56 |
| | 2245 WOOD, STEPHEN | 187,000 | 195,300 | 22,500 | 359,800 | 6,404.44 |
| | 2661 WOOD, STEPHEN | 115,400 | 134,600 | 0 | 250,000 | 4,450.00 |
| | 1611 WOODARD, JON L | 42,200 | 94,300 | 22,500 | 114,000 | 2,029.20 |
| | 1608 WOODARD, LENDALL R | 41,500 | 0 | 0 | 41,500 | 738.70 |
| | 1643 WOODARD, SYLVIA V | 49,700 | 43,800 | 26,100 | 67,400 | 1,199.72 |
| | 2316 WOODBURY, KEVIN E | 48,300 | 234,500 | 22,500 | 260,300 | 4,633.34 |
| | 1849 WOODMAN, ALICE J. F. | 74,000 | 15,200 | 0 | 89,200 | 1,587.76 |
| | 1102 WORCESTER, AMANDA F | 39,500 | 151,700 | 22,500 | 168,700 | 3,002.86 |
| | 1074 WORCESTER, MICHAEL J | 46,900 | 135,300 | 22,500 | 159,700 | 2,842.66 |
| | 1901 WRAY, JEAN | 47,200 | 93,400 | 22,500 | 118,100 | 2,102.18 |
| | 753 WRIGHT, ADAM A | 45,200 | 123,900 | 22,500 | 146,600 | 2,609.48 |
| | 1031 WRIGHT, ELIZABETH MARIE | 47,000 | 129,200 | 0 | 176,200 | 3,136.36 |
| | 73 WRIGHT, IRENE C | 46,800 | 133,400 | 22,500 | 157,700 | 2,807.06 |
| | 1769 WRIGHT, JEAN | 20,200 | 0 | 0 | 20,200 | 359.56 |
| | 1760 WRIGHT, PAUL D | 92,900 | 47,700 | 0 | 140,600 | 2,502.68 |
| | 1729 YOUNG, JOSEPH | 44,400 | 77,400 | 0 | 121,800 | 2,168.04 |
| | 498 YOUNG, RITA M | 45,200 | 84,800 | 22,500 | 107,500 | 1,913.50 |
| | 862 YOUNG, RITA M | 45,900 | 8,500 | 0 | 54,400 | 968.32 |
| | 1776 ZIMIC, LAWRENCE R | 9,000 | 0 | 0 | 9,000 | 160.20 |
| | 1785 ZIMIC, LAWRENCE R | 88,800 | 62,800 | 0 | 151,600 | 2,698.48 |
| | 1830 ZIMIC, LAWRENCE R | 5,300 | 0 | 0 | 5,300 | 94.34 |
| | 880 ZINNINGER, RYAN A | 38,800 | 134,300 | 22,500 | 150,600 | 2,680.68 |
| | 435 ZUPANCIC, CATHY L | 60,200 | 158,500 | 27,900 | 190,800 | 3,396.24 |
| | 2306 ZUPANCIC, DARLENE S | 45,100 | 159,200 | 22,500 | 181,800 | 3,236.04 |
| Totals: | | 149,537,400 | 240,084,400 | 34,713,900 | 354,907,900 | 6,317,360.62 |

Personal Property Tax List 2023

| | | | |
|--------------------------------|------------|-----------------------------------------------|------------|
| A & A HARDWARE INC | \$445.00 | FARRIS EQUIPMENT | \$489.50 |
| A TO Z WATER SYSTEMS | \$110.36 | FLEET TRUCK & REFRIGERATION, INC | \$356.00 |
| ACCENDO FIRE PROTECTION LLC | \$178.00 | FRED'S COFFEE | \$5.34 |
| ADT COMMERCIAL, LLC | \$10.68 | FUTURE POOLS AND SPAS | \$534.00 |
| ADT, LLC | \$- | GETCHELL BROS.INC | \$26.70 |
| AMERIGAS PROPANE LP | \$10.68 | GIPOP | \$3,268.08 |
| AMOS DEVELOPMENT CO, LLC | \$2,670.00 | GLENROCK SPRING | \$445.00 |
| ARTISTIC MEMORIAL STUDIO, INC | \$48.06 | GOWELL'S SHOP & SAVE | \$3,560.00 |
| ASPHALT SERVICES | \$1,780.00 | GRAYHAWK LEASING LLC | \$99.68 |
| AT&T MOBILITY LLC | \$137.06 | GREENE VILLAGE PHARMACY | \$178.00 |
| BARKMAN INC | \$213.60 | GUTTER BROTHERS LLC | \$- |
| BATES, HAROLD & SANDRA | \$590.96 | HALLMARK MARKETING COMPANY, LLC | \$14.24 |
| BILL'S AUTO SALES & TRANSPORT | \$676.40 | HANNAGAN'S GARAGE | \$267.00 |
| BILL'S REPAIR SERVICE | \$17.80 | HOBIE'S HOME HEATING | \$89.00 |
| BLACK TIE CANNABIS | \$573.16 | HUGHES NETWORK SYSTEMS, LLC | \$21.36 |
| BLAIS MAPLE SYRUP | \$178.00 | HURRICANES PREMIUM SOUP & CHOWDER | \$213.60 |
| BRULE'S AUTO CLINIC | \$117.48 | INDEPENDENT POWER | \$26.70 |
| BUBIER CONSTRUCTION INC | \$904.24 | JKA MAINE ACADEMY | \$71.20 |
| BUBIER MEATS | \$267.00 | JTH MASONRY | \$89.00 |
| BULL RUN STRIPING | \$320.40 | K 9 KIDZ | \$106.80 |
| CARONS TRUCK & EQUIPMENT | \$142.40 | KIMS SHARPER IMPRESSIONS | \$24.92 |
| CARRIER LANDSCAPE | \$- | KTF FLOORING | \$94.34 |
| CENTRAL MAINE POWER COMPANY | \$569.60 | L & M FIRE WOOD | \$297.26 |
| COCA-COLA BOTTLING OF NNE, INC | \$46.28 | L & R MOTORS | \$40.94 |
| CONCRETE CONSTRUCTIVES | \$213.60 | LABELLE'S HAIR SALON | \$32.04 |
| CSC SERVICWORKS INC | \$7.12 | LEAF CAPITAL FUNDING, LLC | \$62.30 |
| DAVE CADMAN CONSTRUCTION | \$124.60 | LEGUZ PROPERTY SERVICES | \$890.00 |
| DEERE CREDIT, INC | \$- | LINDE | \$- |
| DELL EQUIPMENT FUNDING LP | \$- | LINDY'S AUTO LLC | \$213.60 |
| DESERT WOLF FARM | \$64.08 | MAC'S CONVENIENCE STORES, LLC | \$3,711.30 |
| DIRECTV LLC | \$53.40 | MBK | \$53.40 |
| DISH NETWORK | \$197.58 | MORGAN'S SERVICE STATION | \$- |
| DONOVAN'S AUTO SALES | \$106.80 | MORISSETTE'S GARAGE | \$133.50 |
| DUNNINGTON'S REPAIR SHOP | \$53.40 | MOWER'S MARKET | \$267.00 |
| ELAVON INC | \$28.48 | NICK'S SPEED SHOP | \$267.00 |
| ELAZAR LETTERPRESS | \$53.40 | NOONAN'S WILDLIFE SERVICES | \$23.14 |
| ELITE BODY ESSENTIALS | \$854.40 | NPRT0 NORTH EAST, LLC | \$81.88 |
| EPIC NUTRITION | \$89.00 | NuCO2 SUPPLY LLC | \$16.02 |
| EXCAVATE MAINE LLC | \$1,943.76 | NYE'S WELDING INC | \$89.00 |
| FAMILY DOLLAR STORES, 30912-FD | \$3,465.66 | PORTLAND CELLULAR D/B/A VERI- ZON WIRELESS | \$154.86 |
| FARRIS CONSTRUCTION CO | \$1,034.18 | POULIN & SON WHEEL ALINGMENT | \$103.24 |

Personal Property Tax List 2023 (cont.)

| | |
|------------------------------------|-------------|
| RAY THE ELECTRICIAN | \$89.00 |
| RBI PROPERTIES, LLC | \$430.76 |
| RICHARD BELANGER CONST | \$55.18 |
| RESIDENTIAL FIRE PROTECTION | \$35.60 |
| ROGER'S RELIABLE AUTO SERVICE | \$138.84 |
| SCIENTIFIC GAMES INC | \$19.58 |
| SEDGLEY PLACE | \$712.00 |
| SPECTRUM NORTHEAST, LLC | \$12,557.90 |
| STEEL IT | \$142.40 |
| STEPPING STONES EARLY LEARNING | \$154.86 |
| TECHNICAL SALES & SERVICE OF N E | \$1,283.38 |
| THANKFUL HEARTS | \$49.84 |
| THE MEADOWS | \$1,553.94 |
| TERRIAULT PERFORMANCE AUTO REPAIR | \$89.00 |
| TIME WARNER CABLE INTERNET LLC | \$76.54 |
| TRIPLE A COATINGS & FORM PRO | \$267.00 |
| UNITED PIPING & WELDING INC | \$286.58 |
| US CELLULAR/GREENE USF | \$1,213.96 |
| VAL-GREENE FARM | \$115.70 |
| VERONICAS CREATIONS | \$53.40 |
| VISTA MAINE VINEYARDS & CIDERY LLC | \$178.00 |
| WANSKER, PAMELA T DO | \$94.34 |
| WELLS FARGO FINANCIAL LEASING INC | \$- |
| WELLS FARGO VENDER FINANCIAL LLC | \$- |
| WILLIAMS SCOTSMAN INC | \$21.36 |



May 6, 2024

Selectboard
Town of Greene
220 Main Street
Greene, Maine 04236

We were engaged by the Town of Greene, Maine and have audited the financial statements of the Town of Greene, Maine as of and for the six months ended June 30, 2023. The following statements and schedules have been excerpted from the 2023 financial statements, a complete copy of which, including our opinion thereon, will be available for inspection at the Town Office.

Included herein are:

| | |
|---------------------------------------------------------------------------------------------------------|-------------|
| Budgetary Comparison Schedule - Budgetary Basis - Budget and Actual - General Fund | Schedule 1 |
| Balance Sheet - Governmental Funds | Statement C |
| Statement of Revenues, Expenditures and Changes in Fund Balances - Governmental Funds | Statement E |
| Schedule of Departmental Operations - General Fund | Schedule B |
| Combining Balance Sheet - Nonmajor Governmental Funds | Schedule C |
| Combining Schedule of Revenues, Expenditures and Changes in Fund Balances - Nonmajor Governmental Funds | Schedule D |

RHR Smith & Company

Certified Public Accountants

3 Old Orchard Road, Buxton, Maine 04093
Tel: (800) 300-7708 (207) 929-4606 Fax: (207) 929-4609
www.rhrsmith.com

TOWN OF GREENE, MAINE

BUDGETARY COMPARISON SCHEDULE - BUDGETARY BASIS
 BUDGET AND ACTUAL - GENERAL FUND
 FOR THE SIX MONTHS ENDED JUNE 30, 2023

| | Budgeted Amounts | | Actual Amounts | Variance Positive (Negative) |
|----------------------------------------|---------------------|---------------------|---------------------|------------------------------------|
| | Original | Final | | |
| Budgetary Fund Balance - July 1 | \$ 2,040,415 | \$ 2,040,415 | \$ 2,040,415 | \$ - |
| Resources (Inflows): | | | | |
| Property taxes | 6,371,960 | 6,371,960 | 6,720,816 | 348,856 |
| Excise taxes | 906,200 | 906,200 | 1,020,552 | 114,352 |
| Intergovernmental | 1,070,423 | 1,070,423 | 1,244,993 | 174,570 |
| Charge for services | 57,840 | 57,840 | 94,767 | 36,927 |
| Interest on taxes | 24,700 | 24,700 | 26,885 | 2,185 |
| Interest income | 5,250 | 5,250 | 19,066 | 13,816 |
| Other revenues | - | - | 24,688 | 24,688 |
| Amounts Available for Appropriation | <u>10,476,788</u> | <u>10,476,788</u> | <u>11,192,182</u> | <u>715,394</u> |
| Charges to Appropriations (Outflows): | | | | |
| General government | 757,843 | 757,843 | 639,591 | 118,252 |
| Public safety | 243,823 | 243,823 | 231,444 | 12,379 |
| Public works | 931,518 | 931,518 | 796,333 | 135,185 |
| Health and sanitation | 259,650 | 259,650 | 225,511 | 34,139 |
| Recreation | 79,371 | 79,371 | 74,292 | 5,079 |
| Education | 4,450,242 | 4,450,242 | 4,450,242 | - |
| Unclassified | 106,568 | 106,568 | 37,215 | 69,353 |
| County tax | 510,318 | 510,318 | 510,318 | - |
| Debt service: | | | | |
| Principal | 428,177 | 428,177 | 428,177 | - |
| Interest | 69,863 | 69,863 | 65,782 | 4,081 |
| Transfers to other funds | 635,050 | 635,050 | 635,050 | - |
| Total Charges to Appropriations | <u>8,472,423</u> | <u>8,472,423</u> | <u>8,093,955</u> | <u>378,468</u> |
| Budgetary Fund Balance - June 30 | <u>\$ 2,004,365</u> | <u>\$ 2,004,365</u> | <u>\$ 3,098,227</u> | <u>\$ 1,093,862</u> |
| Utilization of Unassigned Fund Balance | <u>\$ 36,050</u> | <u>\$ 36,050</u> | <u>\$ -</u> | <u>\$ (36,050)</u> |

See accompanying independent auditor's report and notes to financial statements.

STATEMENT C

TOWN OF GREENE, MAINE

BALANCE SHEET - GOVERNMENTAL FUNDS
JUNE 30, 2023

| | General Fund | Thompson Trust Fund | Other Governmental Funds | Total Governmental Funds |
|---------------------------------------------------------------------------|---------------------|---------------------------|--------------------------------|--------------------------------|
| ASSETS | | | | |
| Cash and cash equivalents | \$ 4,479,614 | \$ 242,808 | \$ 203,224 | \$ 4,925,646 |
| Investments | - | 2,069,318 | - | 2,069,318 |
| Accounts receivable (net of allowance for uncollectibles): | | | | |
| Taxes | 281,535 | - | - | 281,535 |
| Liens | 52,879 | - | - | 52,879 |
| Other | 99,148 | - | 3,150 | 102,298 |
| Prepaid items | 5,000 | - | - | 5,000 |
| Tax acquired property | 28,462 | - | - | 28,462 |
| Due from other funds | 77 | - | 1,588,387 | 1,588,464 |
| TOTAL ASSETS | <u>\$ 4,946,715</u> | <u>\$ 2,312,126</u> | <u>\$ 1,794,761</u> | <u>\$ 9,053,602</u> |
| LIABILITIES | | | | |
| Accounts payable | \$ 48,458 | \$ - | \$ - | \$ 48,458 |
| Due to other governments | 4,444 | - | - | 4,444 |
| Due to other funds | 1,588,387 | - | 77 | 1,588,464 |
| TOTAL LIABILITIES | <u>1,641,289</u> | <u>-</u> | <u>77</u> | <u>1,641,366</u> |
| DEFERRED INFLOWS OF RESOURCES | | | | |
| Deferred tax revenue | 191,717 | - | - | 191,717 |
| Prepaid taxes | 15,482 | - | - | 15,482 |
| TOTAL DEFERRED INFLOWS OF RESOURCES | <u>207,199</u> | <u>-</u> | <u>-</u> | <u>207,199</u> |
| FUND BALANCES | | | | |
| Nonspendable | 33,462 | 180,700 | 43,100 | 257,262 |
| Restricted | 100,020 | 2,131,426 | 160,992 | 2,392,438 |
| Committed | 22,500 | - | - | 22,500 |
| Assigned | - | - | 1,590,592 | 1,590,592 |
| Unassigned | 2,942,245 | - | - | 2,942,245 |
| TOTAL FUND BALANCES | <u>3,098,227</u> | <u>2,312,126</u> | <u>1,794,684</u> | <u>7,205,037</u> |
| TOTAL LIABILITIES, DEFERRED INFLOWS OF RESOURCES AND FUND BALANCES | <u>\$ 4,946,715</u> | <u>\$ 2,312,126</u> | <u>\$ 1,794,761</u> | <u>\$ 9,053,602</u> |

See accompanying independent auditor's report and notes to the financial statements.

TOWN OF GREENE, MAINE

STATEMENT OF REVENUES, EXPENDITURES AND CHANGES IN FUND
BALANCES - GOVERNMENTAL FUNDS
FOR THE SIX MONTHS ENDED JUNE 30, 2023

| | General Fund | Thompson Trust Fund | Other Governmental Funds | Total Governmental Funds |
|------------------------------------------------------|---------------------|---------------------------|--------------------------------|--------------------------------|
| REVENUES | | | | |
| Taxes: | | | | |
| Property | \$ 6,720,816 | \$ - | \$ - | \$ 6,720,816 |
| Excise | 1,020,552 | - | - | 1,020,552 |
| Intergovernmental | 1,244,993 | - | 2,175 | 1,247,168 |
| Charges for services | 94,767 | - | 45,567 | 140,334 |
| Investment income, net gains/(losses) | - | 217,295 | - | 217,295 |
| Miscellaneous revenues | 70,639 | 50 | 33,956 | 104,645 |
| TOTAL REVENUES | 9,151,767 | 217,345 | 81,698 | 9,450,810 |
| EXPENDITURES | | | | |
| Current: | | | | |
| General government | 639,591 | - | - | 639,591 |
| Public safety | 231,444 | - | - | 231,444 |
| Public works | 796,333 | - | - | 796,333 |
| Health and sanitation | 225,511 | - | - | 225,511 |
| Recreation | 74,292 | - | - | 74,292 |
| Education | 4,450,242 | - | - | 4,450,242 |
| County tax | 510,318 | - | - | 510,318 |
| Unclassified | 37,215 | 13,194 | 267,609 | 318,018 |
| Capital outlay | - | - | 165,789 | 165,789 |
| Debt service: | | | | |
| Principal | 428,177 | - | - | 428,177 |
| Interest | 65,782 | - | - | 65,782 |
| TOTAL EXPENDITURES | 7,458,905 | 13,194 | 433,398 | 7,905,497 |
| EXCESS REVENUES OVER (UNDER) EXPENDITURES | 1,692,862 | 204,151 | (351,700) | 1,545,313 |
| OTHER FINANCING SOURCES (USES) | | | | |
| Transfers in | - | - | 635,050 | 635,050 |
| Transfers (out) | (635,050) | - | - | (635,050) |
| TOTAL OTHER FINANCING SOURCES (USES) | (635,050) | - | 635,050 | - |
| NET CHANGE IN FUND BALANCES | 1,057,812 | 204,151 | 283,350 | 1,545,313 |
| FUND BALANCES - JULY 1 | 2,040,415 | 2,107,975 | 1,511,334 | 5,659,724 |
| FUND BALANCES - JUNE 30 | \$ 3,098,227 | \$ 2,312,126 | \$ 1,794,684 | \$ 7,205,037 |

See accompanying independent auditor's report and notes to financial statements.

SCHEDULE B

TOWN OF GREENE, MAINE

SCHEDULE OF DEPARTMENTAL OPERATIONS - GENERAL FUND
FOR THE SIX MONTHS ENDED JUNE 30, 2023

| | Original Budget | Budget Adjustments | Final Budget | Actual | Variance Positive (Negative) |
|------------------------|--------------------|-----------------------|-----------------|----------------|---------------------------------|
| EXPENDITURES | | | | | |
| General government: | | | | | |
| Administration | 713,143 | - | 713,143 | 597,911 | 115,232 |
| Assessing | 43,000 | - | 43,000 | 41,545 | 1,455 |
| Planning board | 1,500 | - | 1,500 | 71 | 1,429 |
| Appeals board | 200 | - | 200 | 64 | 136 |
| | <u>757,843</u> | <u>-</u> | <u>757,843</u> | <u>639,591</u> | <u>118,252</u> |
| Public safety: | | | | | |
| Fire protection | 221,273 | - | 221,273 | 207,445 | 13,828 |
| Emergency management | 2,000 | - | 2,000 | 4,524 | (2,524) |
| Street lights | 7,500 | - | 7,500 | 6,464 | 1,036 |
| Animal control | 13,050 | - | 13,050 | 13,011 | 39 |
| | <u>243,823</u> | <u>-</u> | <u>243,823</u> | <u>231,444</u> | <u>12,379</u> |
| Public works: | | | | | |
| Road maintenance | 825,518 | - | 825,518 | 700,772 | 124,746 |
| Summer roads | 26,500 | - | 26,500 | 17,026 | 9,474 |
| Winter roads | 79,500 | - | 79,500 | 78,535 | 965 |
| | <u>931,518</u> | <u>-</u> | <u>931,518</u> | <u>796,333</u> | <u>135,185</u> |
| Health and sanitation: | | | | | |
| Transfer station | 259,650 | - | 259,650 | 225,511 | 34,139 |
| | <u>259,650</u> | <u>-</u> | <u>259,650</u> | <u>225,511</u> | <u>34,139</u> |

TOWN OF GREENE, MAINE

SCHEDULE B (CONTINUED)

SCHEDULE OF DEPARTMENTAL OPERATIONS - GENERAL FUND
FOR THE SIX MONTHS ENDED JUNE 30, 2023

| | Original Budget | Budget Adjustments | Final Budget | Actual | Variance Positive (Negative) |
|---------------------------|-----------------|--------------------|--------------|-----------|------------------------------|
| County tax | 510,318 | - | 510,318 | 510,318 | - |
| Education | 4,450,242 | - | 4,450,242 | 4,450,242 | - |
| Recreation: | | | | | |
| Parks and recreation | 9,925 | - | 9,925 | 3,360 | 6,565 |
| Library | 69,446 | - | 69,446 | 70,932 | (1,486) |
| | 79,371 | - | 79,371 | 74,292 | 5,079 |
| Unclassified: | | | | | |
| Cemetery care | 6,200 | - | 6,200 | 6,453 | (253) |
| General assistance | 4,900 | - | 4,900 | 4,820 | 80 |
| Charities | 13,050 | - | 13,050 | 13,050 | - |
| Conservation | 1,600 | - | 1,600 | 1,043 | 557 |
| Broadband committee | - | - | - | 124 | (124) |
| Overlay | 77,818 | - | 77,818 | 8,725 | 69,093 |
| Sabattus Lake dam project | 3,000 | - | 3,000 | 3,000 | - |
| | 106,568 | - | 106,568 | 37,215 | 69,353 |

TOWN OF GREENE, MAINE

SCHEDULE B (CONTINUED)

SCHEDULE OF DEPARTMENTAL OPERATIONS - GENERAL FUND
FOR THE SIX MONTHS ENDED JUNE 30, 2023

| | Original Budget | Budget Adjustments | Final Budget | Actual | Variance Positive (Negative) |
|-------------------------------|---------------------|-----------------------|---------------------|---------------------|---------------------------------|
| Debt service: | | | | | |
| Principal | 428,177 | - | 428,177 | 428,177 | - |
| Interest | 69,863 | - | 69,863 | 65,782 | 4,081 |
| | <u>498,040</u> | <u>-</u> | <u>498,040</u> | <u>493,959</u> | <u>4,081</u> |
| Transfers to other funds: | | | | | |
| Capital projects funds | 635,050 | - | 635,050 | 635,050 | - |
| Permanent funds | - | - | - | - | - |
| | <u>635,050</u> | <u>-</u> | <u>635,050</u> | <u>635,050</u> | <u>-</u> |
| Total Departmental Operations | <u>\$ 8,472,423</u> | <u>\$ -</u> | <u>\$ 8,472,423</u> | <u>\$ 8,093,955</u> | <u>\$ 378,468</u> |

See accompanying independent auditor's report and notes to the financial statements.

TOWN OF GREENE, MAINE

COMBINING BALANCE SHEET - NONMAJOR GOVERNMENTAL FUNDS
 JUNE 30, 2023

| | Special Revenue Funds | Capital Projects Funds | Permanent Funds | Total Nonmajor Governmental Funds |
|--------------------------------------------------------------|-----------------------------|------------------------------|--------------------|-----------------------------------------|
| ASSETS | | | | |
| Cash and cash equivalents | \$ 140,997 | \$ - | \$ 62,227 | \$ 203,224 |
| Accounts receivable (net of allowance for uncollectibles) | 3,150 | - | - | 3,150 |
| Due from other funds | 141,532 | 1,436,792 | 10,063 | 1,588,387 |
| TOTAL ASSETS | <u>\$ 285,679</u> | <u>\$ 1,436,792</u> | <u>\$ 72,290</u> | <u>\$ 1,794,761</u> |
| LIABILITIES | | | | |
| Due to other funds | \$ 77 | \$ - | \$ - | \$ 77 |
| TOTAL LIABILITIES | <u>77</u> | <u>-</u> | <u>-</u> | <u>77</u> |
| FUND BALANCES | | | | |
| Nonspendable | - | - | 43,100 | 43,100 |
| Restricted | 131,802 | - | 29,190 | 160,992 |
| Committed | - | - | - | - |
| Assigned | 153,800 | 1,436,792 | - | 1,590,592 |
| Unassigned | - | - | - | - |
| TOTAL FUND BALANCES | <u>285,602</u> | <u>1,436,792</u> | <u>72,290</u> | <u>1,794,684</u> |
| TOTAL LIABILITIES AND FUND BALANCES | <u>\$ 285,679</u> | <u>\$ 1,436,792</u> | <u>\$ 72,290</u> | <u>\$ 1,794,761</u> |

See accompanying independent auditor's report and notes to the financial statements.

SCHEDULE D

TOWN OF GREENE, MAINE

COMBINING SCHEDULE OF REVENUES, EXPENDITURES AND CHANGES
IN FUND BALANCES - NONMAJOR GOVERNMENTAL FUNDS
FOR THE SIX MONTHS ENDED JUNE 30, 2023

| | Special Revenue Funds | Capital Projects Funds | Permanent Funds | Total Nonmajor Governmental Funds |
|-------------------------------------------------|-----------------------------|------------------------------|--------------------|-----------------------------------------|
| REVENUES | | | | |
| Intergovernmental | \$ 45,567 | \$ - | \$ - | \$ 45,567 |
| Interest income | 564 | 1,071 | 540 | 2,175 |
| Other income | 32,178 | 1,528 | 250 | 33,956 |
| TOTAL REVENUES | <u>78,309</u> | <u>2,599</u> | <u>790</u> | <u>81,698</u> |
| EXPENDITURES | | | | |
| Capital outlay | - | 165,789 | - | 165,789 |
| Other | 253,582 | 8,050 | 5,977 | 267,609 |
| TOTAL EXPENDITURES | <u>253,582</u> | <u>173,839</u> | <u>5,977</u> | <u>433,398</u> |
| EXCESS OF REVENUES OVER (UNDER) EXPENDITURES | <u>(175,273)</u> | <u>(171,240)</u> | <u>(5,187)</u> | <u>(351,700)</u> |
| OTHER FINANCING SOURCES (USES) | | | | |
| Transfers in | 2,000 | 633,050 | - | 635,050 |
| Transfers (out) | - | - | - | - |
| TOTAL OTHER FINANCING SOURCES (USES) | <u>2,000</u> | <u>633,050</u> | <u>-</u> | <u>635,050</u> |
| NET CHANGE IN FUND BALANCES | (173,273) | 461,810 | (5,187) | 283,350 |
| FUND BALANCES - JULY 1 | <u>458,875</u> | <u>974,982</u> | <u>77,477</u> | <u>1,511,334</u> |
| FUND BALANCES - JUNE 30 | <u>\$ 285,602</u> | <u>\$ 1,436,792</u> | <u>\$ 72,290</u> | <u>\$ 1,794,684</u> |

See accompanying independent auditor's report and notes to the financial statements.

NOTES:

Telephone Directory

Animal Control Officer - Wendell Strout, Jr. _____ 212-2395

Cable TV - Spectrum Cable _____ 1 (888) 369-2408

Code Enforcement Officer – Brent Armstrong _____ 946-5146 office 415-8139 cell

EMERGENCY _____ FIRE/POLICE/RESCUE _____ 911

Fire Permits-Free online at www.wardensreport.com

Greene Highway Garage – Greg Keene, Supervisor _____ 946-6089 754-3046 cell

Greene Town Office _____ M 8:30-7 T-F 8:30-4 _____ 946-5146

Greene Town Office _____ Fax _____ 946-2102

Health Office – Lyndsy Turmel _____ 240-7293

Julia Adams Morse Library - Tuesday-Thursday 12-7 Friday & Saturday 9-3 _____ 946-5544

MDOT State Garage Winthrop Division _____ 377-8117

MSAD 52 _____ Adult Education _____ 225-1000 Option 3

MSAD 52 _____ Greene Central _____ 946-5681

MSAD 52 _____ Leavitt Area High School __ 1-800-498-8014 _____ 225-1100

MSAD 52 _____ Tripp Middle School _____ 1-800-498-8013 _____ 225-1070

MSAD 52 _____ School Board Director _____ Breanna Allard _____ 212-3409

MSAD 52 _____ School Board Director _____ Kyle Purington _____ 347-0998

MSAD 52 _____ School Board Director _____ Anthony Shostak _____ 946-3517

MSAD 52 _____ Superintendent _____ Cari Medd _____ 225-1000 Option 1

Plumbing Inspector- Brent Armstrong _____ 946-5146 office 415-8039 cell

Post Office _____ 946-5000

Selectman _____ Sheldon Bubier _____ 946-7236

Selectman _____ Amanda Leclerc _____ 577-7742

Selectman _____ Kevin Mower _____ 946-5587

Selectman _____ Mark Randall _____ 946-5108

Selectman _____ John Soucy _____ 576-4852

Town Manager _____ Carol Buzzell _____ 946-5146

Transfer Station _____ Wed, Fri, Sat 8-4 _____ 946-2093

WGLT TV7 _____ Greene Local Access Station _____ 946-5146

Save this page for reference