

Summary Results Report
Joint General and Special Election
May 4th, 2024

Combined Accumulated Totals
29 of 31 Vote Center Reporting
UNOFFICIAL RESULTS Collin County

Statistics

	TOTAL	Election Day	Early Voting	Ballots By Mail	Limited Ballot
Registered Voters - Total	532,445				
Ballots Cast - Total	34,909	10,724	22,220	1,965	0



Summary Results Report
 Joint General and Special Election
 May 4th, 2024

Combined Accumulated Totals
 29 of 31 Vote Center Reporting
 UNOFFICIAL RESULTS Collin County

Councilmember, Place No. 1 - City of Allen

Vote For 1

	TOTAL	VOTE %	Election Day	Early Voting	Ballots By Mail	Limited Ballot
Mike Schaeffer	3,468	55.90%	845	2,472	151	0
Dave Scott	1,821	29.35%	521	1,233	67	0
Esrar Razvi	915	14.75%	349	540	26	0
Total Votes Cast	6,204	100.00%	1,715	4,245	244	0
Overvotes	0		0	0	0	0
Undervotes	123		43	72	8	0
Contest Totals	6,327		1,758	4,317	252	0

Councilmember, Place No. 3 - City of Allen

Vote For 1

	TOTAL	VOTE %	Election Day	Early Voting	Ballots By Mail	Limited Ballot
Dave Cornette	2,195	35.41%	616	1,490	89	0
Ken Cook	2,910	46.94%	708	2,081	121	0
Saad Hamid	1,094	17.65%	407	651	36	0
Total Votes Cast	6,199	100.00%	1,731	4,222	246	0
Overvotes	0		0	0	0	0
Undervotes	128		27	95	6	0
Contest Totals	6,327		1,758	4,317	252	0

Councilmember, Place No. 5 - City of Allen

Vote For 1

	TOTAL	VOTE %	Election Day	Early Voting	Ballots By Mail	Limited Ballot
Dave Shafer	1,960	31.65%	597	1,280	83	0
Zeeshan Naseh	989	15.97%	376	593	20	0
Walter Merrill	221	3.57%	56	135	30	0
Carl Clemencich	3,023	48.81%	691	2,222	110	0
Total Votes Cast	6,193	100.00%	1,720	4,230	243	0
Overvotes	1		0	0	1	0
Undervotes	133		38	87	8	0
Contest Totals	6,327		1,758	4,317	252	0

Mayor - City of Anna

Vote For 1

	TOTAL	VOTE %	Election Day	Early Voting	Ballots By Mail	Limited Ballot
Pete Cain	913	58.04%	270	632	11	0
Randy Atchley	660	41.96%	168	481	11	0
Total Votes Cast	1,573	100.00%	438	1,113	22	0
Overvotes	0		0	0	0	0
Undervotes	77		24	53	0	0
Contest Totals	1,650		462	1,166	22	0

Summary Results Report
 Joint General and Special Election
 May 4th, 2024

Combined Accumulated Totals
 29 of 31 Vote Center Reporting
 UNOFFICIAL RESULTS Collin County

City Council, Place 1 - City of Anna
 Vote For 1

	TOTAL	VOTE %	Election Day	Early Voting	Ballots By Mail	Limited Ballot
Bryan Heath	597	40.23%	171	409	17	0
Kevin Toten	887	59.77%	236	647	4	0
Total Votes Cast	1,484	100.00%	407	1,056	21	0
Overvotes	0		0	0	0	0
Undervotes	166		55	110	1	0
Contest Totals	1,650		462	1,166	22	0

City Council, Place 2, Unexpired Term - City of Anna
 Vote For 1

	TOTAL	VOTE %	Election Day	Early Voting	Ballots By Mail	Limited Ballot
Jody Bills	780	53.68%	190	580	10	0
LaMarr Dillingham	133	9.15%	33	96	4	0
Todd Engels	540	37.16%	180	354	6	0
Total Votes Cast	1,453	100.00%	403	1,030	20	0
Overvotes	0		0	0	0	0
Undervotes	197		59	136	2	0
Contest Totals	1,650		462	1,166	22	0

City Council, Place 4, Unexpired Term - City of Anna
 Vote For 1

	TOTAL	VOTE %	Election Day	Early Voting	Ballots By Mail	Limited Ballot
Tom Longmire	345	23.28%	102	241	2	0
Kelly Herndon	657	44.33%	205	437	15	0
Bruce Norwood	480	32.39%	99	378	3	0
Total Votes Cast	1,482	100.00%	406	1,056	20	0
Overvotes	0		0	0	0	0
Undervotes	168		56	110	2	0
Contest Totals	1,650		462	1,166	22	0

Member of Council, Place 1 - City of Carrollton
 Vote For 1

	TOTAL	VOTE %	Election Day	Early Voting	Ballots By Mail	Limited Ballot
Christopher Axberg	1	33.33%	1	0	0	0
Laura Vola	2	66.67%	2	0	0	0
Total Votes Cast	3	100.00%	3	0	0	0
Overvotes	0		0	0	0	0
Undervotes	1		0	0	1	0
Contest Totals	4		3	0	1	0

Summary Results Report
 Joint General and Special Election
 May 4th, 2024

Combined Accumulated Totals
 29 of 31 Vote Center Reporting
 UNOFFICIAL RESULTS Collin County

Member of Council, Place 3 - City of Carrollton

Vote For 1

	TOTAL	VOTE %	Election Day	Early Voting	Ballots By Mail	Limited Ballot
Richard Fleming	3	100.00%	3	0	0	0
Total Votes Cast	3	100.00%	3	0	0	0
Overvotes	0		0	0	0	0
Undervotes	1		0	0	1	0
Contest Totals	4		3	0	1	0

Member of Council, Place 5 - City of Carrollton

Vote For 1

	TOTAL	VOTE %	Election Day	Early Voting	Ballots By Mail	Limited Ballot
Nancy Cline	3	100.00%	3	0	0	0
Susan Thomas	0	0.00%	0	0	0	0
Total Votes Cast	3	100.00%	3	0	0	0
Overvotes	0		0	0	0	0
Undervotes	1		0	0	1	0
Contest Totals	4		3	0	1	0

Member of Council, Place 7 - City of Carrollton

Vote For 1

	TOTAL	VOTE %	Election Day	Early Voting	Ballots By Mail	Limited Ballot
Simon Chamakala	1	33.33%	1	0	0	0
Rowena Watters	2	66.67%	2	0	0	0
Total Votes Cast	3	100.00%	3	0	0	0
Overvotes	0		0	0	0	0
Undervotes	1		0	0	1	0
Contest Totals	4		3	0	1	0

Proposition A - City of Carrollton

Vote For 1

	TOTAL	VOTE %	Election Day	Early Voting	Ballots By Mail	Limited Ballot
YES	4	100.00%	3	0	1	0
NO	0	0.00%	0	0	0	0
Total Votes Cast	4	100.00%	3	0	1	0
Overvotes	0		0	0	0	0
Undervotes	0		0	0	0	0
Contest Totals	4		3	0	1	0

Proposition B - City of Carrollton

Vote For 1

	TOTAL	VOTE %	Election Day	Early Voting	Ballots By Mail	Limited Ballot
YES	2	50.00%	1	0	1	0
NO	2	50.00%	2	0	0	0
Total Votes Cast	4	100.00%	3	0	1	0
Overvotes	0		0	0	0	0
Undervotes	0		0	0	0	0
Contest Totals	4		3	0	1	0

Summary Results Report
 Joint General and Special Election
 May 4th, 2024

Combined Accumulated Totals
 29 of 31 Vote Center Reporting
 UNOFFICIAL RESULTS Collin County

Proposition C – City of Carrollton

Vote For 1

	TOTAL	VOTE %		Election Day	Early Voting	Ballots By Mail	Limited Ballot
YES	1	25.00%		0	0	1	0
NO	3	75.00%		3	0	0	0
Total Votes Cast	4	100.00%		3	0	1	0
Overvotes	0			0	0	0	0
Undervotes	0			0	0	0	0
Contest Totals	4			3	0	1	0

Councilmember, Place 2 - City of Celina

Vote For 1

	TOTAL	VOTE %		Election Day	Early Voting	Ballots By Mail	Limited Ballot
David Hogue	471	30.86%		159	298	14	0
Eddie Cawfield	1,055	69.14%		231	803	21	0
Total Votes Cast	1,526	100.00%		390	1,101	35	0
Overvotes	0			0	0	0	0
Undervotes	82			16	63	3	0
Contest Totals	1,608			406	1,164	38	0

Councilmember, Place 3 - City of Celina

Vote For 1

	TOTAL	VOTE %		Election Day	Early Voting	Ballots By Mail	Limited Ballot
Ghentry Pace	426	27.57%		148	264	14	0
Andy Hop Hopkins	1,026	66.41%		225	780	21	0
Julissa Casas Porcher	93	6.02%		24	68	1	0
Total Votes Cast	1,545	100.00%		397	1,112	36	0
Overvotes	0			0	0	0	0
Undervotes	63			9	52	2	0
Contest Totals	1,608			406	1,164	38	0

Proposition A – City of Dallas

Vote For 1

	TOTAL	VOTE %		Election Day	Early Voting	Ballots By Mail	Limited Ballot
For	1,584	84.53%		438	863	283	0
Against	290	15.47%		90	164	36	0
Total Votes Cast	1,874	100.00%		528	1,027	319	0
Overvotes	0			0	0	0	0
Undervotes	8			2	2	4	0
Contest Totals	1,882			530	1,029	323	0

Summary Results Report
 Joint General and Special Election
 May 4th, 2024

Combined Accumulated Totals
 29 of 31 Vote Center Reporting
 UNOFFICIAL RESULTS Collin County

Proposition B – City of Dallas

Vote For 1

	TOTAL	VOTE %		Election Day	Early Voting	Ballots By Mail	Limited Ballot
For	1,404	75.28%		386	784	234	0
Against	461	24.72%		141	241	79	0
Total Votes Cast	1,865	100.00%		527	1,025	313	0
Overvotes	0			0	0	0	0
Undervotes	17			3	4	10	0
Contest Totals	1,882			530	1,029	323	0

Proposition C – City of Dallas

Vote For 1

	TOTAL	VOTE %		Election Day	Early Voting	Ballots By Mail	Limited Ballot
For	830	44.53%		235	352	243	0
Against	1,034	55.47%		292	672	70	0
Total Votes Cast	1,864	100.00%		527	1,024	313	0
Overvotes	0			0	0	0	0
Undervotes	18			3	5	10	0
Contest Totals	1,882			530	1,029	323	0

Proposition D – City of Dallas

Vote For 1

	TOTAL	VOTE %		Election Day	Early Voting	Ballots By Mail	Limited Ballot
For	1,178	64.87%		337	629	212	0
Against	638	35.13%		179	364	95	0
Total Votes Cast	1,816	100.00%		516	993	307	0
Overvotes	0			0	0	0	0
Undervotes	66			14	36	16	0
Contest Totals	1,882			530	1,029	323	0

Proposition E – City of Dallas

Vote For 1

	TOTAL	VOTE %		Election Day	Early Voting	Ballots By Mail	Limited Ballot
For	1,031	56.74%		311	540	180	0
Against	786	43.26%		210	451	125	0
Total Votes Cast	1,817	100.00%		521	991	305	0
Overvotes	0			0	0	0	0
Undervotes	65			9	38	18	0
Contest Totals	1,882			530	1,029	323	0

Summary Results Report
 Joint General and Special Election
 May 4th, 2024

Combined Accumulated Totals
 29 of 31 Vote Center Reporting
 UNOFFICIAL RESULTS Collin County

Proposition F – City of Dallas

Vote For 1

	TOTAL	VOTE %		Election Day	Early Voting	Ballots By Mail	Limited Ballot
For	1,468	79.14%		380	824	264	0
Against	387	20.86%		147	195	45	0
Total Votes Cast	1,855	100.00%		527	1,019	309	0
Overvotes	0			0	0	0	0
Undervotes	27			3	10	14	0
Contest Totals	1,882			530	1,029	323	0

Proposition G – City of Dallas

Vote For 1

	TOTAL	VOTE %		Election Day	Early Voting	Ballots By Mail	Limited Ballot
For	918	50.80%		273	469	176	0
Against	889	49.20%		244	520	125	0
Total Votes Cast	1,807	100.00%		517	989	301	0
Overvotes	0			0	0	0	0
Undervotes	75			13	40	22	0
Contest Totals	1,882			530	1,029	323	0

Proposition H – City of Dallas

Vote For 1

	TOTAL	VOTE %		Election Day	Early Voting	Ballots By Mail	Limited Ballot
For	702	37.76%		206	295	201	0
Against	1,157	62.24%		322	728	107	0
Total Votes Cast	1,859	100.00%		528	1,023	308	0
Overvotes	0			0	0	0	0
Undervotes	23			2	6	15	0
Contest Totals	1,882			530	1,029	323	0

Proposition I – City of Dallas

Vote For 1

	TOTAL	VOTE %		Election Day	Early Voting	Ballots By Mail	Limited Ballot
For	1,164	63.92%		335	577	252	0
Against	657	36.08%		183	415	59	0
Total Votes Cast	1,821	100.00%		518	992	311	0
Overvotes	0			0	0	0	0
Undervotes	61			12	37	12	0
Contest Totals	1,882			530	1,029	323	0

Summary Results Report
 Joint General and Special Election
 May 4th, 2024

Combined Accumulated Totals
 29 of 31 Vote Center Reporting
 UNOFFICIAL RESULTS Collin County

Proposition J - City of Dallas

Vote For 1

	TOTAL	VOTE %	Election Day	Early Voting	Ballots By Mail	Limited Ballot
For	1,464	78.58%	411	792	261	0
Against	399	21.42%	117	231	51	0
Total Votes Cast	1,863	100.00%	528	1,023	312	0
Overvotes	0		0	0	0	0
Undervotes	19		2	6	11	0
Contest Totals	1,882		530	1,029	323	0

Mayor - City of Farmersville

Vote For 1

	TOTAL	VOTE %	Election Day	Early Voting	Ballots By Mail	Limited Ballot
Craig Overstreet	348	55.68%	102	242	4	0
Bryon Wiebold	277	44.32%	102	171	4	0
Total Votes Cast	625	100.00%	204	413	8	0
Overvotes	0		0	0	0	0
Undervotes	10		3	7	0	0
Contest Totals	635		207	420	8	0

Councilmember, Place 4 - City of Farmersville

Vote For 1

	TOTAL	VOTE %	Election Day	Early Voting	Ballots By Mail	Limited Ballot
Mike Henry	430	100.00%	132	292	6	0
Total Votes Cast	430	100.00%	132	292	6	0
Overvotes	0		0	0	0	0
Undervotes	205		75	128	2	0
Contest Totals	635		207	420	8	0

City Council, Place 1 - City of Frisco

Vote For 1

	TOTAL	VOTE %	Election Day	Early Voting	Ballots By Mail	Limited Ballot
Mark Piland	2,494	37.48%	893	1,514	87	0
John Keating	4,161	62.52%	1,459	2,542	160	0
Total Votes Cast	6,655	100.00%	2,352	4,056	247	0
Overvotes	0		0	0	0	0
Undervotes	334		123	193	18	0
Contest Totals	6,989		2,475	4,249	265	0

City Council, Place 3 - City of Frisco

Vote For 1

	TOTAL	VOTE %	Election Day	Early Voting	Ballots By Mail	Limited Ballot
John Redmond	2,087	31.72%	762	1,250	75	0
Angelia Pelham	4,492	68.28%	1,555	2,762	175	0
Total Votes Cast	6,579	100.00%	2,317	4,012	250	0
Overvotes	0		0	0	0	0
Undervotes	410		158	237	15	0
Contest Totals	6,989		2,475	4,249	265	0

Summary Results Report
 Joint General and Special Election
 May 4th, 2024

Combined Accumulated Totals
 29 of 31 Vote Center Reporting
 UNOFFICIAL RESULTS Collin County

Proposition A – City of Frisco

Vote For 1

	TOTAL	VOTE %		Election Day	Early Voting	Ballots By Mail	Limited Ballot
For the Proposition	3,210	47.13%		1,104	1,948	158	0
Against the Proposition	3,601	52.87%		1,283	2,216	102	0
Total Votes Cast	6,811	100.00%		2,387	4,164	260	0
Overvotes	0			0	0	0	0
Undervotes	178			88	85	5	0
Contest Totals	6,989			2,475	4,249	265	0

Proposition B – City of Frisco

Vote For 1

	TOTAL	VOTE %		Election Day	Early Voting	Ballots By Mail	Limited Ballot
For the Proposition	2,882	42.33%		986	1,755	141	0
Against the Proposition	3,927	57.67%		1,400	2,407	120	0
Total Votes Cast	6,809	100.00%		2,386	4,162	261	0
Overvotes	1			0	0	1	0
Undervotes	179			89	87	3	0
Contest Totals	6,989			2,475	4,249	265	0

Council Member, District 1 - City of Garland

Vote For 1

	TOTAL	VOTE %		Election Day	Early Voting	Ballots By Mail	Limited Ballot
Jeff Bass	1	100.00%		1	0	0	0
Total Votes Cast	1	100.00%		1	0	0	0
Overvotes	0			0	0	0	0
Undervotes	0			0	0	0	0
Contest Totals	1			1	0	0	0

Proposition A – City of Garland

Vote For 1

	TOTAL	VOTE %		Election Day	Early Voting	Ballots By Mail	Limited Ballot
For	1	100.00%		1	0	0	0
Against	0	0.00%		0	0	0	0
Total Votes Cast	1	100.00%		1	0	0	0
Overvotes	0			0	0	0	0
Undervotes	0			0	0	0	0
Contest Totals	1			1	0	0	0

Proposition B – City of Garland

Vote For 1

	TOTAL	VOTE %		Election Day	Early Voting	Ballots By Mail	Limited Ballot
For	1	100.00%		1	0	0	0
Against	0	0.00%		0	0	0	0
Total Votes Cast	1	100.00%		1	0	0	0
Overvotes	0			0	0	0	0
Undervotes	0			0	0	0	0
Contest Totals	1			1	0	0	0

Summary Results Report
 Joint General and Special Election
 May 4th, 2024

Combined Accumulated Totals
 29 of 31 Vote Center Reporting
 UNOFFICIAL RESULTS Collin County

Proposition C – City of Garland

Vote For 1

	TOTAL	VOTE %	Election Day	Early Voting	Ballots By Mail	Limited Ballot
For	1	100.00%	1	0	0	0
Against	0	0.00%	0	0	0	0
Total Votes Cast	1	100.00%	1	0	0	0
Overvotes	0		0	0	0	0
Undervotes	0		0	0	0	0
Contest Totals	1		1	0	0	0

Proposition D – City of Garland

Vote For 1

	TOTAL	VOTE %	Election Day	Early Voting	Ballots By Mail	Limited Ballot
For	0		0	0	0	0
Against	0		0	0	0	0
Total Votes Cast	0		0	0	0	0
Overvotes	0		0	0	0	0
Undervotes	1		1	0	0	0
Contest Totals	1		1	0	0	0

Proposition E – City of Garland

Vote For 1

	TOTAL	VOTE %	Election Day	Early Voting	Ballots By Mail	Limited Ballot
For	0		0	0	0	0
Against	0		0	0	0	0
Total Votes Cast	0		0	0	0	0
Overvotes	0		0	0	0	0
Undervotes	1		1	0	0	0
Contest Totals	1		1	0	0	0

Proposition F – City of Garland

Vote For 1

	TOTAL	VOTE %	Election Day	Early Voting	Ballots By Mail	Limited Ballot
For	1	100.00%	1	0	0	0
Against	0	0.00%	0	0	0	0
Total Votes Cast	1	100.00%	1	0	0	0
Overvotes	0		0	0	0	0
Undervotes	0		0	0	0	0
Contest Totals	1		1	0	0	0

Summary Results Report
 Joint General and Special Election
 May 4th, 2024

Combined Accumulated Totals
 29 of 31 Vote Center Reporting
 UNOFFICIAL RESULTS Collin County

Proposition G – City of Garland

Vote For 1

	TOTAL	VOTE %		Election Day	Early Voting	Ballots By Mail	Limited Ballot
For	1	100.00%		1	0	0	0
Against	0	0.00%		0	0	0	0
Total Votes Cast	1	100.00%		1	0	0	0
Overvotes	0			0	0	0	0
Undervotes	0			0	0	0	0
Contest Totals	1			1	0	0	0

Proposition H – City of Garland

Vote For 1

	TOTAL	VOTE %		Election Day	Early Voting	Ballots By Mail	Limited Ballot
For	1	100.00%		1	0	0	0
Against	0	0.00%		0	0	0	0
Total Votes Cast	1	100.00%		1	0	0	0
Overvotes	0			0	0	0	0
Undervotes	0			0	0	0	0
Contest Totals	1			1	0	0	0

Proposition I – City of Garland

Vote For 1

	TOTAL	VOTE %		Election Day	Early Voting	Ballots By Mail	Limited Ballot
For	1	100.00%		1	0	0	0
Against	0	0.00%		0	0	0	0
Total Votes Cast	1	100.00%		1	0	0	0
Overvotes	0			0	0	0	0
Undervotes	0			0	0	0	0
Contest Totals	1			1	0	0	0

Proposition J – City of Garland

Vote For 1

	TOTAL	VOTE %		Election Day	Early Voting	Ballots By Mail	Limited Ballot
For	1	100.00%		1	0	0	0
Against	0	0.00%		0	0	0	0
Total Votes Cast	1	100.00%		1	0	0	0
Overvotes	0			0	0	0	0
Undervotes	0			0	0	0	0
Contest Totals	1			1	0	0	0

Summary Results Report
 Joint General and Special Election
 May 4th, 2024

Combined Accumulated Totals
 29 of 31 Vote Center Reporting
 UNOFFICIAL RESULTS Collin County

Proposition K – City of Garland
 Vote For 1

	TOTAL	VOTE %		Election Day	Early Voting	Ballots By Mail	Limited Ballot
For	1	100.00%		1	0	0	0
Against	0	0.00%		0	0	0	0
Total Votes Cast	1	100.00%		1	0	0	0
Overvotes	0			0	0	0	0
Undervotes	0			0	0	0	0
Contest Totals	1			1	0	0	0

Proposition L – City of Garland
 Vote For 1

	TOTAL	VOTE %		Election Day	Early Voting	Ballots By Mail	Limited Ballot
For	1	100.00%		1	0	0	0
Against	0	0.00%		0	0	0	0
Total Votes Cast	1	100.00%		1	0	0	0
Overvotes	0			0	0	0	0
Undervotes	0			0	0	0	0
Contest Totals	1			1	0	0	0

Proposition M – City of Garland
 Vote For 1

	TOTAL	VOTE %		Election Day	Early Voting	Ballots By Mail	Limited Ballot
For	1	100.00%		1	0	0	0
Against	0	0.00%		0	0	0	0
Total Votes Cast	1	100.00%		1	0	0	0
Overvotes	0			0	0	0	0
Undervotes	0			0	0	0	0
Contest Totals	1			1	0	0	0

Proposition N – City of Garland
 Vote For 1




	TOTAL	VOTE %		Election Day	Early Voting	Ballots By Mail	Limited Ballot
For	0			0	0	0	0
Against	0			0	0	0	0
Total Votes Cast	0			0	0	0	0
Overvotes	0			0	0	0	0
Undervotes	1			1	0	0	0
Contest Totals	1			1	0	0	0

Summary Results Report
 Joint General and Special Election
 May 4th, 2024

Combined Accumulated Totals
 29 of 31 Vote Center Reporting
 UNOFFICIAL RESULTS Collin County




Proposition O – City of Garland

Vote For 1

	TOTAL	VOTE %		Election Day	Early Voting	Ballots By Mail	Limited Ballot
For	1	100.00%		1	0	0	0
Against	0	0.00%		0	0	0	0
Total Votes Cast	1	100.00%		1	0	0	0
Overvotes	0			0	0	0	0
Undervotes	0			0	0	0	0
Contest Totals	1			1	0	0	0




Proposition P – City of Garland

Vote For 1

	TOTAL	VOTE %		Election Day	Early Voting	Ballots By Mail	Limited Ballot
For	1	100.00%		1	0	0	0
Against	0	0.00%		0	0	0	0
Total Votes Cast	1	100.00%		1	0	0	0
Overvotes	0			0	0	0	0
Undervotes	0			0	0	0	0
Contest Totals	1			1	0	0	0




Proposition Q – City of Garland

Vote For 1

	TOTAL	VOTE %		Election Day	Early Voting	Ballots By Mail	Limited Ballot
For	1	100.00%		1	0	0	0
Against	0	0.00%		0	0	0	0
Total Votes Cast	1	100.00%		1	0	0	0
Overvotes	0			0	0	0	0
Undervotes	0			0	0	0	0
Contest Totals	1			1	0	0	0

Mayor - City of Lucas

Vote For 1

	TOTAL	VOTE %		Election Day	Early Voting	Ballots By Mail	Limited Ballot
Kathleen A. Peele	738	49.04%		267	464	7	0
Dusty Kuykendall	767	50.96%		228	525	14	0
Total Votes Cast	1,505	100.00%		495	989	21	0
Overvotes	0			0	0	0	0
Undervotes	7			3	4	0	0
Contest Totals	1,512			498	993	21	0

Summary Results Report
 Joint General and Special Election
 May 4th, 2024

Combined Accumulated Totals
 29 of 31 Vote Center Reporting
 UNOFFICIAL RESULTS Collin County

Councilmember, Seat 3 - City of Lucas

Vote For 1

	TOTAL	VOTE %		Election Day	Early Voting	Ballots By Mail	Limited Ballot
Chris Bierman	1,189	82.74%		393	782	14	0
Suhail Syed	248	17.26%		82	160	6	0
Total Votes Cast	1,437	100.00%		475	942	20	0
Overvotes	0			0	0	0	0
Undervotes	75			23	51	1	0
Contest Totals	1,512			498	993	21	0

Councilmember, Seat 4 - City of Lucas

Vote For 1

	TOTAL	VOTE %		Election Day	Early Voting	Ballots By Mail	Limited Ballot
Philip (Phil) Lawrence	1,028	73.90%		372	640	16	0
Joe Williams	363	26.10%		89	271	3	0
Total Votes Cast	1,391	100.00%		461	911	19	0
Overvotes	0			0	0	0	0
Undervotes	121			37	82	2	0
Contest Totals	1,512			498	993	21	0

Councilmember, Seat 2, Unexpired Term - City of Lucas

Vote For 1

	TOTAL	VOTE %		Election Day	Early Voting	Ballots By Mail	Limited Ballot
Sean Watts	588	41.88%		169	413	6	0
Brian Stubblefield	816	58.12%		293	509	14	0
Total Votes Cast	1,404	100.00%		462	922	20	0
Overvotes	0			0	0	0	0
Undervotes	108			36	71	1	0
Contest Totals	1,512			498	993	21	0

Councilmember, Seat 6, Unexpired Term - City of Lucas

Vote For 1

	TOTAL	VOTE %		Election Day	Early Voting	Ballots By Mail	Limited Ballot
Tim Baney	408	30.16%		116	285	7	0
Neil Peterson	945	69.84%		336	598	11	0
Total Votes Cast	1,353	100.00%		452	883	18	0
Overvotes	0			0	0	0	0
Undervotes	159			46	110	3	0
Contest Totals	1,512			498	993	21	0

Summary Results Report
 Joint General and Special Election
 May 4th, 2024

Combined Accumulated Totals
 29 of 31 Vote Center Reporting
 UNOFFICIAL RESULTS Collin County

Proposition A – City of Lucas

Vote For 1

	TOTAL	VOTE %		Election Day	Early Voting	Ballots By Mail	Limited Ballot
FOR THE PROPOSITION	1,313	90.24%		418	877	18	0
AGAINST THE PROPOSITION	142	9.76%		54	85	3	0
Total Votes Cast	1,455	100.00%		472	962	21	0
Overvotes	0			0	0	0	0
Undervotes	57			26	31	0	0
Contest Totals	1,512			498	993	21	0

Proposition A – City of McKinney

Vote For 1

	TOTAL	VOTE %		Election Day	Early Voting	Ballots By Mail	Limited Ballot
FOR	3,603	58.34%		1,061	2,175	367	0
AGAINST	2,573	41.66%		871	1,452	250	0
Total Votes Cast	6,176	100.00%		1,932	3,627	617	0
Overvotes	0			0	0	0	0
Undervotes	67			16	39	12	0
Contest Totals	6,243			1,948	3,666	629	0

Proposition B – City of McKinney

Vote For 1

	TOTAL	VOTE %		Election Day	Early Voting	Ballots By Mail	Limited Ballot
FOR	2,816	45.83%		790	1,735	291	0
AGAINST	3,329	54.17%		1,135	1,871	323	0
Total Votes Cast	6,145	100.00%		1,925	3,606	614	0
Overvotes	1			0	0	1	0
Undervotes	97			23	60	14	0
Contest Totals	6,243			1,948	3,666	629	0

Proposition C – City of McKinney

Vote For 1

	TOTAL	VOTE %		Election Day	Early Voting	Ballots By Mail	Limited Ballot
FOR	3,071	50.07%		883	1,856	332	0
AGAINST	3,063	49.93%		1,035	1,744	284	0
Total Votes Cast	6,134	100.00%		1,918	3,600	616	0
Overvotes	0			0	0	0	0
Undervotes	109			30	66	13	0
Contest Totals	6,243			1,948	3,666	629	0

Summary Results Report
 Joint General and Special Election
 May 4th, 2024

Combined Accumulated Totals
 29 of 31 Vote Center Reporting
 UNOFFICIAL RESULTS Collin County

Proposition D – City of McKinney

Vote For 1

	TOTAL	VOTE %		Election Day	Early Voting	Ballots By Mail	Limited Ballot
FOR	4,060	65.78%		1,186	2,391	483	0
AGAINST	2,112	34.22%		744	1,229	139	0
Total Votes Cast	6,172	100.00%		1,930	3,620	622	0
Overvotes	1			0	0	1	0
Undervotes	70			18	46	6	0
Contest Totals	6,243			1,948	3,666	629	0

Proposition E – City of McKinney

Vote For 1

	TOTAL	VOTE %		Election Day	Early Voting	Ballots By Mail	Limited Ballot
FOR	4,106	66.49%		1,187	2,447	472	0
AGAINST	2,069	33.51%		744	1,174	151	0
Total Votes Cast	6,175	100.00%		1,931	3,621	623	0
Overvotes	0			0	0	0	0
Undervotes	68			17	45	6	0
Contest Totals	6,243			1,948	3,666	629	0

City Council, Place 1 - City of Melissa

Vote For 1

	TOTAL	VOTE %		Election Day	Early Voting	Ballots By Mail	Limited Ballot
Shannon Sweat	550	45.64%		225	305	20	0
Preston Taylor	655	54.36%		255	394	6	0
Total Votes Cast	1,205	100.00%		480	699	26	0
Overvotes	0			0	0	0	0
Undervotes	18			1	14	3	0
Contest Totals	1,223			481	713	29	0

City Council, Place 3 - City of Melissa

Vote For 1

	TOTAL	VOTE %		Election Day	Early Voting	Ballots By Mail	Limited Ballot
Emeka Eluka	512	43.65%		222	285	5	0
Dana Conklin	661	56.35%		247	396	18	0
Total Votes Cast	1,173	100.00%		469	681	23	0
Overvotes	0			0	0	0	0
Undervotes	50			12	32	6	0
Contest Totals	1,223			481	713	29	0

Summary Results Report
 Joint General and Special Election
 May 4th, 2024

Combined Accumulated Totals
 29 of 31 Vote Center Reporting
 UNOFFICIAL RESULTS Collin County

Proposition A – City of Melissa

Vote For 1

	TOTAL	VOTE %		Election Day	Early Voting	Ballots By Mail	Limited Ballot
FOR	983	82.47%		399	563	21	0
AGAINST	209	17.53%		71	132	6	0
Total Votes Cast	1,192	100.00%		470	695	27	0
Overvotes	0			0	0	0	0
Undervotes	31			11	18	2	0
Contest Totals	1,223			481	713	29	0

Proposition B – City of Melissa

Vote For 1

	TOTAL	VOTE %		Election Day	Early Voting	Ballots By Mail	Limited Ballot
FOR	1,029	86.11%		413	592	24	0
AGAINST	166	13.89%		59	102	5	0
Total Votes Cast	1,195	100.00%		472	694	29	0
Overvotes	0			0	0	0	0
Undervotes	28			9	19	0	0
Contest Totals	1,223			481	713	29	0

Proposition C – City of Melissa

Vote For 1

	TOTAL	VOTE %		Election Day	Early Voting	Ballots By Mail	Limited Ballot
FOR	507	42.71%		214	282	11	0
AGAINST	680	57.29%		252	412	16	0
Total Votes Cast	1,187	100.00%		466	694	27	0
Overvotes	0			0	0	0	0
Undervotes	36			15	19	2	0
Contest Totals	1,223			481	713	29	0

Proposition A – City of Nevada

Vote For 1

	TOTAL	VOTE %		Election Day	Early Voting	Ballots By Mail	Limited Ballot
FOR	162	69.83%		53	108	1	0
AGAINST	70	30.17%		19	51	0	0
Total Votes Cast	232	100.00%		72	159	1	0
Overvotes	0			0	0	0	0
Undervotes	2			2	0	0	0
Contest Totals	234			74	159	1	0

Mayor - City of Parker

Vote For 1

	TOTAL	VOTE %		Election Day	Early Voting	Ballots By Mail	Limited Ballot
Lee Pettie	200	100.00%		4	179	17	0
Total Votes Cast	200	100.00%		4	179	17	0
Overvotes	0			0	0	0	0
Undervotes	119			2	116	1	0
Contest Totals	319			6	295	18	0

Summary Results Report
 Joint General and Special Election
 May 4th, 2024

Combined Accumulated Totals
 29 of 31 Vote Center Reporting
 UNOFFICIAL RESULTS Collin County

Councilmember-At-Large - City of Parker

Vote For 2

	TOTAL	VOTE %		Election Day	Early Voting	Ballots By Mail	Limited Ballot
Dawn R. Hedlund	141	24.61%		3	130	8	0
Buddy Pilgrim	227	39.62%		2	215	10	0
Randy Kercho	163	28.45%		2	156	5	0
Aubree Marino	42	7.33%		1	35	6	0
Total Votes Cast	573	100.00%		8	536	29	0
Overvotes	0			0	0	0	0
Undervotes	65			4	54	7	0
Contest Totals	638			12	590	36	0

Member of Council, Place 1 – City of Sachse

Vote For 1

	TOTAL	VOTE %		Election Day	Early Voting	Ballots By Mail	Limited Ballot
Atif Ahmed	180	36.96%		53	121	6	0
Brett Franks	307	63.04%		104	177	26	0
Total Votes Cast	487	100.00%		157	298	32	0
Overvotes	0			0	0	0	0
Undervotes	4			1	3	0	0
Contest Totals	491			158	301	32	0

Member of Council, Place 2 – City of Sachse

Vote For 1

	TOTAL	VOTE %		Election Day	Early Voting	Ballots By Mail	Limited Ballot
Nisar Razvi	158	32.78%		49	107	2	0
Beau Hooten	50	10.37%		15	24	11	0
Michelle Howarth	274	56.85%		91	164	19	0
Total Votes Cast	482	100.00%		155	295	32	0
Overvotes	0			0	0	0	0
Undervotes	9			3	6	0	0
Contest Totals	491			158	301	32	0

Mayor – Town of St. Paul

Vote For 1

	TOTAL	VOTE %		Election Day	Early Voting	Ballots By Mail	Limited Ballot
Kent Swaner	112	77.24%		2	101	9	0
David Thomas Gensler	33	22.76%		0	31	2	0
Total Votes Cast	145	100.00%		2	132	11	0
Overvotes	0			0	0	0	0
Undervotes	2			0	2	0	0
Contest Totals	147			2	134	11	0

Summary Results Report
 Joint General and Special Election
 May 4th, 2024

Combined Accumulated Totals
 29 of 31 Vote Center Reporting
 UNOFFICIAL RESULTS Collin County

Alderman, Place 3 – Town of St. Paul

Vote For 1

	TOTAL	VOTE %		Election Day	Early Voting	Ballots By Mail	Limited Ballot
John Crowe	37	25.87%		0	32	5	0
Justin Graham	106	74.13%		2	100	4	0
Total Votes Cast	143	100.00%		2	132	9	0
Overvotes	0			0	0	0	0
Undervotes	4			0	2	2	0
Contest Totals	147			2	134	11	0

Alderman, Place 5 – Town of St. Paul

Vote For 1

	TOTAL	VOTE %		Election Day	Early Voting	Ballots By Mail	Limited Ballot
Robert Simmons	97	100.00%		2	89	6	0
Total Votes Cast	97	100.00%		2	89	6	0
Overvotes	0			0	0	0	0
Undervotes	50			0	45	5	0
Contest Totals	147			2	134	11	0

Councilmember, Place 2 – City of Wylie

Vote For 1

	TOTAL	VOTE %		Election Day	Early Voting	Ballots By Mail	Limited Ballot
Ahmed Abdelghani	794	33.40%		282	488	24	0
Dave Strang	1,583	66.60%		509	968	106	0
Total Votes Cast	2,377	100.00%		791	1,456	130	0
Overvotes	0			0	0	0	0
Undervotes	23			6	16	1	0
Contest Totals	2,400			797	1,472	131	0

Councilmember, Place 4 – City of Wylie

Vote For 1

	TOTAL	VOTE %		Election Day	Early Voting	Ballots By Mail	Limited Ballot
Danish Aftab	746	31.42%		266	448	32	0
Scott Williams	1,628	68.58%		529	1,002	97	0
Total Votes Cast	2,374	100.00%		795	1,450	129	0
Overvotes	0			0	0	0	0
Undervotes	26			2	22	2	0
Contest Totals	2,400			797	1,472	131	0

Board of Trustees, Place 1 – Allen ISD

Vote For 1

	TOTAL	VOTE %		Election Day	Early Voting	Ballots By Mail	Limited Ballot
Sarah Mitchell	4,081	74.91%		1,074	2,804	203	0
Shanna Coulter	1,367	25.09%		382	948	37	0
Total Votes Cast	5,448	100.00%		1,456	3,752	240	0
Overvotes	0			0	0	0	0
Undervotes	828			273	532	23	0
Contest Totals	6,276			1,729	4,284	263	0

Summary Results Report
 Joint General and Special Election
 May 4th, 2024

Combined Accumulated Totals
 29 of 31 Vote Center Reporting
 UNOFFICIAL RESULTS Collin County

Board of Trustees, Place 2 – Allen ISD

Vote For 1

	TOTAL	VOTE %		Election Day	Early Voting	Ballots By Mail	Limited Ballot
Veronica Yost	3,745	67.89%		972	2,605	168	0
Vatsa Ramanathan	1,771	32.11%		513	1,189	69	0
Total Votes Cast	5,516	100.00%		1,485	3,794	237	0
Overvotes	0			0	0	0	0
Undervotes	760			244	490	26	0
Contest Totals	6,276			1,729	4,284	263	0

Board of Trustees, Place 3 – Allen ISD

Vote For 1

	TOTAL	VOTE %		Election Day	Early Voting	Ballots By Mail	Limited Ballot
Bill Pilcher	2,073	37.76%		598	1,395	80	0
John Holley	3,417	62.24%		877	2,377	163	0
Total Votes Cast	5,490	100.00%		1,475	3,772	243	0
Overvotes	0			0	0	0	0
Undervotes	786			254	512	20	0
Contest Totals	6,276			1,729	4,284	263	0

Board of Trustees, Place 2 – Anna ISD

Vote For 1

	TOTAL	VOTE %		Election Day	Early Voting	Ballots By Mail	Limited Ballot
Jason Adams	1,419	100.00%		357	1,036	26	0
Total Votes Cast	1,419	100.00%		357	1,036	26	0
Overvotes	0			0	0	0	0
Undervotes	504			152	343	9	0
Contest Totals	1,923			509	1,379	35	0

Board of Trustees, Place 6 – Anna ISD

Vote For 1

	TOTAL	VOTE %		Election Day	Early Voting	Ballots By Mail	Limited Ballot
Paul "Monty" Renfro	825	50.64%		197	620	8	0
Stephanie Dingle	804	49.36%		217	567	20	0
Total Votes Cast	1,629	100.00%		414	1,187	28	0
Overvotes	0			0	0	0	0
Undervotes	294			95	192	7	0
Contest Totals	1,923			509	1,379	35	0

Proposition A – Anna ISD

Vote For 1

	TOTAL	VOTE %		Election Day	Early Voting	Ballots By Mail	Limited Ballot
FOR	824	43.10%		210	603	11	0
AGAINST	1,088	56.90%		296	769	23	0
Total Votes Cast	1,912	100.00%		506	1,372	34	0
Overvotes	0			0	0	0	0
Undervotes	11			3	7	1	0
Contest Totals	1,923			509	1,379	35	0

Summary Results Report
 Joint General and Special Election
 May 4th, 2024

Combined Accumulated Totals
 29 of 31 Vote Center Reporting
 UNOFFICIAL RESULTS Collin County

Trustee, Place 1 – Blue Ridge ISD

Vote For 1

	TOTAL	VOTE %		Election Day	Early Voting	Ballots By Mail	Limited Ballot
Lonnie Murphy	57	51.35%		17	35	5	0
Scott Cessna	54	48.65%		12	42	0	0
Total Votes Cast	111	100.00%		29	77	5	0
Overvotes	0			0	0	0	0
Undervotes	2			0	2	0	0
Contest Totals	113			29	79	5	0

Trustee, Place 2 – Blue Ridge ISD

Vote For 1

	TOTAL	VOTE %		Election Day	Early Voting	Ballots By Mail	Limited Ballot
Matt Grier	91	100.00%		23	63	5	0
Total Votes Cast	91	100.00%		23	63	5	0
Overvotes	0			0	0	0	0
Undervotes	22			6	16	0	0
Contest Totals	113			29	79	5	0

Trustee, Place 5 – Blue Ridge ISD

Vote For 1

	TOTAL	VOTE %		Election Day	Early Voting	Ballots By Mail	Limited Ballot
Kevin Dauster	89	100.00%		25	59	5	0
Total Votes Cast	89	100.00%		25	59	5	0
Overvotes	0			0	0	0	0
Undervotes	24			4	20	0	0
Contest Totals	113			29	79	5	0

Board of Trustees, Place 5 – Celina ISD

Vote For 1

	TOTAL	VOTE %		Election Day	Early Voting	Ballots By Mail	Limited Ballot
Theresa Balsamo	1,075	100.00%		256	795	24	0
Total Votes Cast	1,075	100.00%		256	795	24	0
Overvotes	0			0	0	0	0
Undervotes	401			120	275	6	0
Contest Totals	1,476			376	1,070	30	0

Board of Trustees, Place 6 – Celina ISD

Vote For 1

	TOTAL	VOTE %		Election Day	Early Voting	Ballots By Mail	Limited Ballot
Vicky Hogue	435	31.80%		125	299	11	0
Kelly Juergens	933	68.20%		232	683	18	0
Total Votes Cast	1,368	100.00%		357	982	29	0
Overvotes	0			0	0	0	0
Undervotes	108			19	88	1	0
Contest Totals	1,476			376	1,070	30	0

Summary Results Report
 Joint General and Special Election
 May 4th, 2024

Combined Accumulated Totals
 29 of 31 Vote Center Reporting
 UNOFFICIAL RESULTS Collin County

Board of Trustees, Place 7 – Celina ISD

Vote For 1

	TOTAL	VOTE %		Election Day	Early Voting	Ballots By Mail	Limited Ballot
Jarratt Calvert	1,092	100.00%		259	808	25	0
Total Votes Cast	1,092	100.00%		259	808	25	0
Overvotes	0			0	0	0	0
Undervotes	384			117	262	5	0
Contest Totals	1,476			376	1,070	30	0

Trustee, Place 2 – Community ISD

Vote For 1

	TOTAL	VOTE %		Election Day	Early Voting	Ballots By Mail	Limited Ballot
Jessica R Foster	137	64.62%		41	83	13	0
Kris Zilberstein	75	35.38%		29	39	7	0
Total Votes Cast	212	100.00%		70	122	20	0
Overvotes	0			0	0	0	0
Undervotes	107			31	76	0	0
Contest Totals	319			101	198	20	0

Trustee, Place 7 – Community ISD

Vote For 1

	TOTAL	VOTE %		Election Day	Early Voting	Ballots By Mail	Limited Ballot
Joshua Saenz	193	100.00%		59	114	20	0
Total Votes Cast	193	100.00%		59	114	20	0
Overvotes	0			0	0	0	0
Undervotes	126			42	84	0	0
Contest Totals	319			101	198	20	0

Proposition A – Farmersville ISD

Vote For 1

	TOTAL	VOTE %		Election Day	Early Voting	Ballots By Mail	Limited Ballot
FOR	774	66.27%		256	506	12	0
AGAINST	394	33.73%		161	228	5	0
Total Votes Cast	1,168	100.00%		417	734	17	0
Overvotes	0			0	0	0	0
Undervotes	13			4	8	1	0
Contest Totals	1,181			421	742	18	0

Trustee, Place 6 – Frisco ISD

Vote For 1

	TOTAL	VOTE %		Election Day	Early Voting	Ballots By Mail	Limited Ballot
Fred Kaiser	3,267	45.26%		1,119	1,939	209	0
Sherrie Salas	3,952	54.74%		1,381	2,417	154	0
Total Votes Cast	7,219	100.00%		2,500	4,356	363	0
Overvotes	0			0	0	0	0
Undervotes	1,037			354	640	43	0
Contest Totals	8,256			2,854	4,996	406	0

Summary Results Report
 Joint General and Special Election
 May 4th, 2024

Combined Accumulated Totals
 29 of 31 Vote Center Reporting
 UNOFFICIAL RESULTS Collin County

Trustee, Place 7 – Frisco ISD

Vote For 1

	TOTAL	VOTE %		Election Day	Early Voting	Ballots By Mail	Limited Ballot
Melanie Barrios - Jones	2,603	34.79%		883	1,562	158	0
Keith Maddox	4,879	65.21%		1,706	2,966	207	0
Total Votes Cast	7,482	100.00%		2,589	4,528	365	0
Overvotes	0			0	0	0	0
Undervotes	774			265	468	41	0
Contest Totals	8,256			2,854	4,996	406	0

School Board Trustee, Place 4 – Prosper ISD

Vote For 1

	TOTAL	VOTE %		Election Day	Early Voting	Ballots By Mail	Limited Ballot
Bill Beavers	1,721	71.06%		378	1,260	83	0
Lanford Rodgers	701	28.94%		241	422	38	0
Total Votes Cast	2,422	100.00%		619	1,682	121	0
Overvotes	0			0	0	0	0
Undervotes	333			115	194	24	0
Contest Totals	2,755			734	1,876	145	0

School Board Trustee, Place 7 – Prosper ISD

Vote For 1

	TOTAL	VOTE %		Election Day	Early Voting	Ballots By Mail	Limited Ballot
Kristin Meier	726	29.61%		228	455	43	0
David Webb	1,496	61.01%		338	1,096	62	0
Drew Wilborn	230	9.38%		63	151	16	0
Total Votes Cast	2,452	100.00%		629	1,702	121	0
Overvotes	0			0	0	0	0
Undervotes	303			105	174	24	0
Contest Totals	2,755			734	1,876	145	0

Board of Directors – Caddo Basin SUD

Vote For 4

	TOTAL	VOTE %		Election Day	Early Voting	Ballots By Mail	Limited Ballot
Kenneth Pendergrass	111	24.78%		50	61	0	0
Elwood Jones	71	15.85%		30	40	1	0
Jerry Leinart	83	18.53%		42	40	1	0
James C (Charlie) Patterson	97	21.65%		46	50	1	0
Tommy Ellison	86	19.20%		31	54	1	0
Total Votes Cast	448	100.00%		199	245	4	0
Overvotes	0			0	0	0	0
Undervotes	812			337	463	12	0
Contest Totals	1,260			536	708	16	0

Summary Results Report
 Joint General and Special Election
 May 4th, 2024

Combined Accumulated Totals
 29 of 31 Vote Center Reporting
 UNOFFICIAL RESULTS Collin County

Directors – Collin County MUD No. 1

Vote For 3

	TOTAL	VOTE %	Election Day	Early Voting	Ballots By Mail	Limited Ballot
Brian Rolens	129	9.10%	28	100	1	0
S Craig Davis	72	5.08%	16	56	0	0
Jeremy L. Dabbert	114	8.04%	39	75	0	0
Miranda Stockhausen	334	23.55%	138	195	1	0
Johnny Moyer	356	25.11%	141	215	0	0
Jeff Miles	413	29.13%	157	252	4	0
Total Votes Cast	1,418	100.00%	519	893	6	0
Overvotes	0		0	0	0	0
Undervotes	292		54	229	9	0
Contest Totals	1,710		573	1,122	15	0

Directors – Collin County MUD No. 5

Vote For 3

	TOTAL	VOTE %	Election Day	Early Voting	Ballots By Mail	Limited Ballot
Thomas Frierson	1	33.33%	0	1	0	0
Orlando Batista	1	33.33%	0	1	0	0
Justine Presby	1	33.33%	0	1	0	0
Total Votes Cast	3	100.00%	0	3	0	0
Overvotes	0		0	0	0	0
Undervotes	0		0	0	0	0
Contest Totals	3		0	3	0	0

Proposition A – Collin County MUD No. 5

Vote For 1

	TOTAL	VOTE %	Election Day	Early Voting	Ballots By Mail	Limited Ballot
FOR	1	100.00%	0	1	0	0
AGAINST	0	0.00%	0	0	0	0
Total Votes Cast	1	100.00%	0	1	0	0
Overvotes	0		0	0	0	0
Undervotes	0		0	0	0	0
Contest Totals	1		0	1	0	0

Proposition B – Collin County MUD No. 5

Vote For 1

	TOTAL	VOTE %	Election Day	Early Voting	Ballots By Mail	Limited Ballot
FOR	1	100.00%	0	1	0	0
AGAINST	0	0.00%	0	0	0	0
Total Votes Cast	1	100.00%	0	1	0	0
Overvotes	0		0	0	0	0
Undervotes	0		0	0	0	0
Contest Totals	1		0	1	0	0

Summary Results Report
 Joint General and Special Election
 May 4th, 2024

Combined Accumulated Totals
 29 of 31 Vote Center Reporting
 UNOFFICIAL RESULTS Collin County

Proposition C – Collin County MUD No. 5

Vote For 1

	TOTAL	VOTE %	Election Day	Early Voting	Ballots By Mail	Limited Ballot
FOR	1	100.00%	0	1	0	0
AGAINST	0	0.00%	0	0	0	0
Total Votes Cast	1	100.00%	0	1	0	0
Overvotes	0		0	0	0	0
Undervotes	0		0	0	0	0
Contest Totals	1		0	1	0	0

Proposition D – Collin County MUD No. 5

Vote For 1

	TOTAL	VOTE %	Election Day	Early Voting	Ballots By Mail	Limited Ballot
FOR	1	100.00%	0	1	0	0
AGAINST	0	0.00%	0	0	0	0
Total Votes Cast	1	100.00%	0	1	0	0
Overvotes	0		0	0	0	0
Undervotes	0		0	0	0	0
Contest Totals	1		0	1	0	0

Director – McKinney MUD No. 1

Vote For 1

	TOTAL	VOTE %	Election Day	Early Voting	Ballots By Mail	Limited Ballot
David Johnston	98	79.03%	35	58	5	0
Monyca Brown	26	20.97%	11	14	1	0
Total Votes Cast	124	100.00%	46	72	6	0
Overvotes	0		0	0	0	0
Undervotes	0		0	0	0	0
Contest Totals	124		46	72	6	0