

Summary Results Report
Joint General and Special Election
May 4th, 2024

UNOFFICIAL RESULTS
Early Voting
Collin County

Statistics

	TOTAL	Early Voting	Ballots By Mail	Limited Ballot
Registered Voters - Total	532,445			
Ballots Cast - Total	24,185	22,220	1,965	0



Summary Results Report
 Joint General and Special Election
 May 4th, 2024

UNOFFICIAL RESULTS
 Early Voting
 Collin County

Councilmember, Place No. 1 - City of Allen

Vote For 1

	TOTAL	VOTE %	Early Voting	Ballots By Mail	Limited Ballot
Mike Schaeffer	2,623	58.43%	2,472	151	0
Dave Scott	1,300	28.96%	1,233	67	0
Esrar Razvi	566	12.61%	540	26	0
Total Votes Cast	4,489	100.00%	4,245	244	0
Overvotes	0		0	0	0
Undervotes	80		72	8	0
Contest Totals	4,569		4,317	252	0

Councilmember, Place No. 3 - City of Allen

Vote For 1

	TOTAL	VOTE %	Early Voting	Ballots By Mail	Limited Ballot
Dave Cornette	1,579	35.34%	1,490	89	0
Ken Cook	2,202	49.28%	2,081	121	0
Saad Hamid	687	15.38%	651	36	0
Total Votes Cast	4,468	100.00%	4,222	246	0
Overvotes	0		0	0	0
Undervotes	101		95	6	0
Contest Totals	4,569		4,317	252	0

Councilmember, Place No. 5 - City of Allen

Vote For 1

	TOTAL	VOTE %	Early Voting	Ballots By Mail	Limited Ballot
Dave Shafer	1,363	30.47%	1,280	83	0
Zeeshan Naseh	613	13.70%	593	20	0
Walter Merrill	165	3.69%	135	30	0
Carl Clemencich	2,332	52.14%	2,222	110	0
Total Votes Cast	4,473	100.00%	4,230	243	0
Overvotes	1		0	1	0
Undervotes	95		87	8	0
Contest Totals	4,569		4,317	252	0

Mayor - City of Anna

Vote For 1

	TOTAL	VOTE %	Early Voting	Ballots By Mail	Limited Ballot
Pete Cain	643	56.65%	632	11	0
Randy Atchley	492	43.35%	481	11	0
Total Votes Cast	1,135	100.00%	1,113	22	0
Overvotes	0		0	0	0
Undervotes	53		53	0	0
Contest Totals	1,188		1,166	22	0

Summary Results Report
 Joint General and Special Election
 May 4th, 2024

UNOFFICIAL RESULTS
 Early Voting
 Collin County

City Council, Place 1 - City of Anna

Vote For 1

	TOTAL	VOTE %	Early Voting	Ballots By Mail	Limited Ballot
Bryan Heath	426	39.55%	409	17	0
Kevin Toten	651	60.45%	647	4	0
Total Votes Cast	1,077	100.00%	1,056	21	0
Overvotes	0		0	0	0
Undervotes	111		110	1	0
Contest Totals	1,188		1,166	22	0

City Council, Place 2, Unexpired Term - City of Anna

Vote For 1

	TOTAL	VOTE %	Early Voting	Ballots By Mail	Limited Ballot
Jody Bills	590	56.19%	580	10	0
LaMarr Dillingham	100	9.52%	96	4	0
Todd Engels	360	34.29%	354	6	0
Total Votes Cast	1,050	100.00%	1,030	20	0
Overvotes	0		0	0	0
Undervotes	138		136	2	0
Contest Totals	1,188		1,166	22	0

City Council, Place 4, Unexpired Term - City of Anna

Vote For 1

	TOTAL	VOTE %	Early Voting	Ballots By Mail	Limited Ballot
Tom Longmire	243	22.58%	241	2	0
Kelly Herndon	452	42.01%	437	15	0
Bruce Norwood	381	35.41%	378	3	0
Total Votes Cast	1,076	100.00%	1,056	20	0
Overvotes	0		0	0	0
Undervotes	112		110	2	0
Contest Totals	1,188		1,166	22	0

Member of Council, Place 1 - City of Carrollton

Vote For 1

	TOTAL	VOTE %	Early Voting	Ballots By Mail	Limited Ballot
Christopher Axberg	0		0	0	0
Laura Vola	0		0	0	0
Total Votes Cast	0		0	0	0
Overvotes	0		0	0	0
Undervotes	1		0	1	0
Contest Totals	1		0	1	0

Summary Results Report
 Joint General and Special Election
 May 4th, 2024

UNOFFICIAL RESULTS
 Early Voting
 Collin County

Member of Council, Place 3 - City of Carrollton

Vote For 1

	TOTAL	VOTE %	Early Voting	Ballots By Mail	Limited Ballot
Richard Fleming	0		0	0	0
Total Votes Cast	0		0	0	0
Overvotes	0		0	0	0
Undervotes	1		0	1	0
Contest Totals	1		0	1	0

Member of Council, Place 5 - City of Carrollton

Vote For 1

	TOTAL	VOTE %	Early Voting	Ballots By Mail	Limited Ballot
Nancy Cline	0		0	0	0
Susan Thomas	0		0	0	0
Total Votes Cast	0		0	0	0
Overvotes	0		0	0	0
Undervotes	1		0	1	0
Contest Totals	1		0	1	0

Member of Council, Place 7 - City of Carrollton

Vote For 1

	TOTAL	VOTE %	Early Voting	Ballots By Mail	Limited Ballot
Simon Chamakala	0		0	0	0
Rowena Watters	0		0	0	0
Total Votes Cast	0		0	0	0
Overvotes	0		0	0	0
Undervotes	1		0	1	0
Contest Totals	1		0	1	0

Proposition A - City of Carrollton

Vote For 1

	TOTAL	VOTE %	Early Voting	Ballots By Mail	Limited Ballot
YES	1	100.00%	0	1	0
NO	0	0.00%	0	0	0
Total Votes Cast	1	100.00%	0	1	0
Overvotes	0		0	0	0
Undervotes	0		0	0	0
Contest Totals	1		0	1	0

Proposition B - City of Carrollton

Vote For 1

	TOTAL	VOTE %	Early Voting	Ballots By Mail	Limited Ballot
YES	1	100.00%	0	1	0
NO	0	0.00%	0	0	0
Total Votes Cast	1	100.00%	0	1	0
Overvotes	0		0	0	0
Undervotes	0		0	0	0
Contest Totals	1		0	1	0

Summary Results Report
 Joint General and Special Election
 May 4th, 2024

UNOFFICIAL RESULTS
 Early Voting
 Collin County

Proposition C – City of Carrollton

Vote For 1

	TOTAL	VOTE %	Early Voting	Ballots By Mail	Limited Ballot
YES	1	100.00%	0	1	0
NO	0	0.00%	0	0	0
Total Votes Cast	1	100.00%	0	1	0
Overvotes	0		0	0	0
Undervotes	0		0	0	0
Contest Totals	1		0	1	0

Councilmember, Place 2 - City of Celina

Vote For 1

	TOTAL	VOTE %	Early Voting	Ballots By Mail	Limited Ballot
David Hogue	312	27.46%	298	14	0
Eddie Cawfield	824	72.54%	803	21	0
Total Votes Cast	1,136	100.00%	1,101	35	0
Overvotes	0		0	0	0
Undervotes	66		63	3	0
Contest Totals	1,202		1,164	38	0

Councilmember, Place 3 - City of Celina

Vote For 1

	TOTAL	VOTE %	Early Voting	Ballots By Mail	Limited Ballot
Ghentry Pace	278	24.22%	264	14	0
Andy Hop Hopkins	801	69.77%	780	21	0
Julissa Casas Porcher	69	6.01%	68	1	0
Total Votes Cast	1,148	100.00%	1,112	36	0
Overvotes	0		0	0	0
Undervotes	54		52	2	0
Contest Totals	1,202		1,164	38	0

Proposition A – City of Dallas

Vote For 1

	TOTAL	VOTE %	Early Voting	Ballots By Mail	Limited Ballot
For	1,146	85.14%	863	283	0
Against	200	14.86%	164	36	0
Total Votes Cast	1,346	100.00%	1,027	319	0
Overvotes	0		0	0	0
Undervotes	6		2	4	0
Contest Totals	1,352		1,029	323	0

Summary Results Report
 Joint General and Special Election
 May 4th, 2024

UNOFFICIAL RESULTS
 Early Voting
 Collin County

Proposition B – City of Dallas

Vote For 1

	TOTAL	VOTE %		Early Voting	Ballots By Mail	Limited Ballot
For	1,018	76.08%		784	234	0
Against	320	23.92%		241	79	0
Total Votes Cast	1,338	100.00%		1,025	313	0
Overvotes	0			0	0	0
Undervotes	14			4	10	0
Contest Totals	1,352			1,029	323	0

Proposition C – City of Dallas

Vote For 1

	TOTAL	VOTE %		Early Voting	Ballots By Mail	Limited Ballot
For	595	44.50%		352	243	0
Against	742	55.50%		672	70	0
Total Votes Cast	1,337	100.00%		1,024	313	0
Overvotes	0			0	0	0
Undervotes	15			5	10	0
Contest Totals	1,352			1,029	323	0

Proposition D – City of Dallas

Vote For 1

	TOTAL	VOTE %		Early Voting	Ballots By Mail	Limited Ballot
For	841	64.69%		629	212	0
Against	459	35.31%		364	95	0
Total Votes Cast	1,300	100.00%		993	307	0
Overvotes	0			0	0	0
Undervotes	52			36	16	0
Contest Totals	1,352			1,029	323	0

Proposition E – City of Dallas

Vote For 1

	TOTAL	VOTE %		Early Voting	Ballots By Mail	Limited Ballot
For	720	55.56%		540	180	0
Against	576	44.44%		451	125	0
Total Votes Cast	1,296	100.00%		991	305	0
Overvotes	0			0	0	0
Undervotes	56			38	18	0
Contest Totals	1,352			1,029	323	0

Summary Results Report
 Joint General and Special Election
 May 4th, 2024

UNOFFICIAL RESULTS
 Early Voting
 Collin County

Proposition F – City of Dallas
 Vote For 1

	TOTAL	VOTE %		Early Voting	Ballots By Mail	Limited Ballot
For	1,088	81.93%		824	264	0
Against	240	18.07%		195	45	0
Total Votes Cast	1,328	100.00%		1,019	309	0
Overvotes	0			0	0	0
Undervotes	24			10	14	0
Contest Totals	1,352			1,029	323	0

Proposition G – City of Dallas
 Vote For 1

	TOTAL	VOTE %		Early Voting	Ballots By Mail	Limited Ballot
For	645	50.00%		469	176	0
Against	645	50.00%		520	125	0
Total Votes Cast	1,290	100.00%		989	301	0
Overvotes	0			0	0	0
Undervotes	62			40	22	0
Contest Totals	1,352			1,029	323	0

Proposition H – City of Dallas
 Vote For 1

	TOTAL	VOTE %		Early Voting	Ballots By Mail	Limited Ballot
For	496	37.27%		295	201	0
Against	835	62.73%		728	107	0
Total Votes Cast	1,331	100.00%		1,023	308	0
Overvotes	0			0	0	0
Undervotes	21			6	15	0
Contest Totals	1,352			1,029	323	0

Proposition I – City of Dallas
 Vote For 1

	TOTAL	VOTE %		Early Voting	Ballots By Mail	Limited Ballot
For	829	63.62%		577	252	0
Against	474	36.38%		415	59	0
Total Votes Cast	1,303	100.00%		992	311	0
Overvotes	0			0	0	0
Undervotes	49			37	12	0
Contest Totals	1,352			1,029	323	0

Summary Results Report
 Joint General and Special Election
 May 4th, 2024

UNOFFICIAL RESULTS
 Early Voting
 Collin County

Proposition J – City of Dallas

Vote For 1

	TOTAL	VOTE %		Early Voting	Ballots By Mail	Limited Ballot
For	1,053	78.88%		792	261	0
Against	282	21.12%		231	51	0
Total Votes Cast	1,335	100.00%		1,023	312	0
Overvotes	0			0	0	0
Undervotes	17			6	11	0
Contest Totals	1,352			1,029	323	0

Mayor - City of Farmersville

Vote For 1

	TOTAL	VOTE %		Early Voting	Ballots By Mail	Limited Ballot
Craig Overstreet	246	58.43%		242	4	0
Bryon Wiebold	175	41.57%		171	4	0
Total Votes Cast	421	100.00%		413	8	0
Overvotes	0			0	0	0
Undervotes	7			7	0	0
Contest Totals	428			420	8	0

Councilmember, Place 4 - City of Farmersville

Vote For 1

	TOTAL	VOTE %		Early Voting	Ballots By Mail	Limited Ballot
Mike Henry	298	100.00%		292	6	0
Total Votes Cast	298	100.00%		292	6	0
Overvotes	0			0	0	0
Undervotes	130			128	2	0
Contest Totals	428			420	8	0

City Council, Place 1 - City of Frisco

Vote For 1

	TOTAL	VOTE %		Early Voting	Ballots By Mail	Limited Ballot
Mark Piland	1,601	37.21%		1,514	87	0
John Keating	2,702	62.79%		2,542	160	0
Total Votes Cast	4,303	100.00%		4,056	247	0
Overvotes	0			0	0	0
Undervotes	211			193	18	0
Contest Totals	4,514			4,249	265	0

City Council, Place 3 - City of Frisco

Vote For 1

	TOTAL	VOTE %		Early Voting	Ballots By Mail	Limited Ballot
John Redmond	1,325	31.09%		1,250	75	0
Angelia Pelham	2,937	68.91%		2,762	175	0
Total Votes Cast	4,262	100.00%		4,012	250	0
Overvotes	0			0	0	0
Undervotes	252			237	15	0
Contest Totals	4,514			4,249	265	0

Summary Results Report
 Joint General and Special Election
 May 4th, 2024

UNOFFICIAL RESULTS
 Early Voting
 Collin County

Proposition A – City of Frisco

Vote For 1

	TOTAL	VOTE %		Early Voting	Ballots By Mail	Limited Ballot
For the Proposition	2,106	47.60%		1,948	158	0
Against the Proposition	2,318	52.40%		2,216	102	0
Total Votes Cast	4,424	100.00%		4,164	260	0
Overvotes	0			0	0	0
Undervotes	90			85	5	0
Contest Totals	4,514			4,249	265	0

Proposition B – City of Frisco

Vote For 1

	TOTAL	VOTE %		Early Voting	Ballots By Mail	Limited Ballot
For the Proposition	1,896	42.87%		1,755	141	0
Against the Proposition	2,527	57.13%		2,407	120	0
Total Votes Cast	4,423	100.00%		4,162	261	0
Overvotes	1			0	1	0
Undervotes	90			87	3	0
Contest Totals	4,514			4,249	265	0

Council Member, District 1 - City of Garland

Vote For 1

	TOTAL	VOTE %		Early Voting	Ballots By Mail	Limited Ballot
Jeff Bass	0			0	0	0
Total Votes Cast	0			0	0	0
Overvotes	0			0	0	0
Undervotes	0			0	0	0
Contest Totals	0			0	0	0

Proposition A – City of Garland

Vote For 1

	TOTAL	VOTE %		Early Voting	Ballots By Mail	Limited Ballot
For	0			0	0	0
Against	0			0	0	0
Total Votes Cast	0			0	0	0
Overvotes	0			0	0	0
Undervotes	0			0	0	0
Contest Totals	0			0	0	0

Proposition B – City of Garland

Vote For 1

	TOTAL	VOTE %		Early Voting	Ballots By Mail	Limited Ballot
For	0			0	0	0
Against	0			0	0	0
Total Votes Cast	0			0	0	0
Overvotes	0			0	0	0
Undervotes	0			0	0	0
Contest Totals	0			0	0	0

Summary Results Report
 Joint General and Special Election
 May 4th, 2024

UNOFFICIAL RESULTS
 Early Voting
 Collin County

Proposition C – City of Garland

Vote For 1

	TOTAL	VOTE %	Early Voting	Ballots By Mail	Limited Ballot
For	0		0	0	0
Against	0		0	0	0
Total Votes Cast	0		0	0	0
Overvotes	0		0	0	0
Undervotes	0		0	0	0
Contest Totals	0		0	0	0

Proposition D – City of Garland

Vote For 1

	TOTAL	VOTE %	Early Voting	Ballots By Mail	Limited Ballot
For	0		0	0	0
Against	0		0	0	0
Total Votes Cast	0		0	0	0
Overvotes	0		0	0	0
Undervotes	0		0	0	0
Contest Totals	0		0	0	0

Proposition E – City of Garland

Vote For 1

	TOTAL	VOTE %	Early Voting	Ballots By Mail	Limited Ballot
For	0		0	0	0
Against	0		0	0	0
Total Votes Cast	0		0	0	0
Overvotes	0		0	0	0
Undervotes	0		0	0	0
Contest Totals	0		0	0	0

Proposition F – City of Garland

Vote For 1

	TOTAL	VOTE %	Early Voting	Ballots By Mail	Limited Ballot
For	0		0	0	0
Against	0		0	0	0
Total Votes Cast	0		0	0	0
Overvotes	0		0	0	0
Undervotes	0		0	0	0
Contest Totals	0		0	0	0

Summary Results Report
 Joint General and Special Election
 May 4th, 2024

UNOFFICIAL RESULTS
 Early Voting
 Collin County

Proposition G – City of Garland

Vote For 1

	TOTAL	VOTE %	Early Voting	Ballots By Mail	Limited Ballot
For	0		0	0	0
Against	0		0	0	0
Total Votes Cast	0		0	0	0
Overvotes	0		0	0	0
Undervotes	0		0	0	0
Contest Totals	0		0	0	0

Proposition H – City of Garland

Vote For 1

	TOTAL	VOTE %	Early Voting	Ballots By Mail	Limited Ballot
For	0		0	0	0
Against	0		0	0	0
Total Votes Cast	0		0	0	0
Overvotes	0		0	0	0
Undervotes	0		0	0	0
Contest Totals	0		0	0	0

Proposition I – City of Garland

Vote For 1

	TOTAL	VOTE %	Early Voting	Ballots By Mail	Limited Ballot
For	0		0	0	0
Against	0		0	0	0
Total Votes Cast	0		0	0	0
Overvotes	0		0	0	0
Undervotes	0		0	0	0
Contest Totals	0		0	0	0

Proposition J – City of Garland

Vote For 1

	TOTAL	VOTE %	Early Voting	Ballots By Mail	Limited Ballot
For	0		0	0	0
Against	0		0	0	0
Total Votes Cast	0		0	0	0
Overvotes	0		0	0	0
Undervotes	0		0	0	0
Contest Totals	0		0	0	0

Summary Results Report
 Joint General and Special Election
 May 4th, 2024

UNOFFICIAL RESULTS
 Early Voting
 Collin County

Proposition K – City of Garland

Vote For 1

	TOTAL	VOTE %	Early Voting	Ballots By Mail	Limited Ballot
For	0		0	0	0
Against	0		0	0	0
Total Votes Cast	0		0	0	0
Overvotes	0		0	0	0
Undervotes	0		0	0	0
Contest Totals	0		0	0	0

Proposition L – City of Garland

Vote For 1

	TOTAL	VOTE %	Early Voting	Ballots By Mail	Limited Ballot
For	0		0	0	0
Against	0		0	0	0
Total Votes Cast	0		0	0	0
Overvotes	0		0	0	0
Undervotes	0		0	0	0
Contest Totals	0		0	0	0

Proposition M – City of Garland

Vote For 1

	TOTAL	VOTE %	Early Voting	Ballots By Mail	Limited Ballot
For	0		0	0	0
Against	0		0	0	0
Total Votes Cast	0		0	0	0
Overvotes	0		0	0	0
Undervotes	0		0	0	0
Contest Totals	0		0	0	0

Proposition N – City of Garland

Vote For 1

	TOTAL	VOTE %	Early Voting	Ballots By Mail	Limited Ballot
For	0		0	0	0
Against	0		0	0	0
Total Votes Cast	0		0	0	0
Overvotes	0		0	0	0
Undervotes	0		0	0	0
Contest Totals	0		0	0	0

Summary Results Report
 Joint General and Special Election
 May 4th, 2024

UNOFFICIAL RESULTS
 Early Voting
 Collin County

Proposition O – City of Garland

Vote For 1

	TOTAL	VOTE %	Early Voting	Ballots By Mail	Limited Ballot
For	0		0	0	0
Against	0		0	0	0
Total Votes Cast	0		0	0	0
Overvotes	0		0	0	0
Undervotes	0		0	0	0
Contest Totals	0		0	0	0

Proposition P – City of Garland

Vote For 1

	TOTAL	VOTE %	Early Voting	Ballots By Mail	Limited Ballot
For	0		0	0	0
Against	0		0	0	0
Total Votes Cast	0		0	0	0
Overvotes	0		0	0	0
Undervotes	0		0	0	0
Contest Totals	0		0	0	0




Proposition Q – City of Garland

Vote For 1

	TOTAL	VOTE %	Early Voting	Ballots By Mail	Limited Ballot
For	0		0	0	0
Against	0		0	0	0
Total Votes Cast	0		0	0	0
Overvotes	0		0	0	0
Undervotes	0		0	0	0
Contest Totals	0		0	0	0

Mayor - City of Lucas

Vote For 1

	TOTAL	VOTE %	Early Voting	Ballots By Mail	Limited Ballot
Kathleen A. Peele	471	46.63% 	464	7	0
Dusty Kuykendall	539	53.37% 	525	14	0
Total Votes Cast	1,010	100.00% 	989	21	0
Overvotes	0		0	0	0
Undervotes	4		4	0	0
Contest Totals	1,014		993	21	0

Summary Results Report
 Joint General and Special Election
 May 4th, 2024

UNOFFICIAL RESULTS
 Early Voting
 Collin County

Councilmember, Seat 3 - City of Lucas

Vote For 1

	TOTAL	VOTE %		Early Voting	Ballots By Mail	Limited Ballot
Chris Bierman	796	82.74%		782	14	0
Suhail Syed	166	17.26%		160	6	0
Total Votes Cast	962	100.00%		942	20	0
Overvotes	0			0	0	0
Undervotes	52			51	1	0
Contest Totals	1,014			993	21	0

Councilmember, Seat 4 - City of Lucas

Vote For 1

	TOTAL	VOTE %		Early Voting	Ballots By Mail	Limited Ballot
Philip (Phil) Lawrence	656	70.54%		640	16	0
Joe Williams	274	29.46%		271	3	0
Total Votes Cast	930	100.00%		911	19	0
Overvotes	0			0	0	0
Undervotes	84			82	2	0
Contest Totals	1,014			993	21	0

Councilmember, Seat 2, Unexpired Term - City of Lucas

Vote For 1

	TOTAL	VOTE %		Early Voting	Ballots By Mail	Limited Ballot
Sean Watts	419	44.48%		413	6	0
Brian Stubblefield	523	55.52%		509	14	0
Total Votes Cast	942	100.00%		922	20	0
Overvotes	0			0	0	0
Undervotes	72			71	1	0
Contest Totals	1,014			993	21	0

Councilmember, Seat 6, Unexpired Term - City of Lucas

Vote For 1




	TOTAL	VOTE %		Early Voting	Ballots By Mail	Limited Ballot
Tim Baney	292	32.41%		285	7	0
Neil Peterson	609	67.59%		598	11	0
Total Votes Cast	901	100.00%		883	18	0
Overvotes	0			0	0	0
Undervotes	113			110	3	0
Contest Totals	1,014			993	21	0

Summary Results Report
 Joint General and Special Election
 May 4th, 2024

UNOFFICIAL RESULTS
 Early Voting
 Collin County




Proposition A – City of Lucas

Vote For 1

	TOTAL	VOTE %		Early Voting	Ballots By Mail	Limited Ballot
FOR THE PROPOSITION	895	91.05%		877	18	0
AGAINST THE PROPOSITION	88	8.95%		85	3	0
Total Votes Cast	983	100.00%		962	21	0
Overvotes	0			0	0	0
Undervotes	31			31	0	0
Contest Totals	1,014			993	21	0




Proposition A – City of McKinney

Vote For 1

	TOTAL	VOTE %		Early Voting	Ballots By Mail	Limited Ballot
FOR	2,542	59.90%		2,175	367	0
AGAINST	1,702	40.10%		1,452	250	0
Total Votes Cast	4,244	100.00%		3,627	617	0
Overvotes	0			0	0	0
Undervotes	51			39	12	0
Contest Totals	4,295			3,666	629	0




Proposition B – City of McKinney

Vote For 1

	TOTAL	VOTE %		Early Voting	Ballots By Mail	Limited Ballot
FOR	2,026	48.01%		1,735	291	0
AGAINST	2,194	51.99%		1,871	323	0
Total Votes Cast	4,220	100.00%		3,606	614	0
Overvotes	1			0	1	0
Undervotes	74			60	14	0
Contest Totals	4,295			3,666	629	0

Proposition C – City of McKinney

Vote For 1

	TOTAL	VOTE %		Early Voting	Ballots By Mail	Limited Ballot
FOR	2,188	51.90%		1,856	332	0
AGAINST	2,028	48.10%		1,744	284	0
Total Votes Cast	4,216	100.00%		3,600	616	0
Overvotes	0			0	0	0
Undervotes	79			66	13	0
Contest Totals	4,295			3,666	629	0

Summary Results Report
 Joint General and Special Election
 May 4th, 2024

UNOFFICIAL RESULTS
 Early Voting
 Collin County

Proposition D – City of McKinney

Vote For 1

	TOTAL	VOTE %		Early Voting	Ballots By Mail	Limited Ballot
FOR	2,874	67.75%		2,391	483	0
AGAINST	1,368	32.25%		1,229	139	0
Total Votes Cast	4,242	100.00%		3,620	622	0
Overvotes	1			0	1	0
Undervotes	52			46	6	0
Contest Totals	4,295			3,666	629	0

Proposition E – City of McKinney

Vote For 1

	TOTAL	VOTE %		Early Voting	Ballots By Mail	Limited Ballot
FOR	2,919	68.78%		2,447	472	0
AGAINST	1,325	31.22%		1,174	151	0
Total Votes Cast	4,244	100.00%		3,621	623	0
Overvotes	0			0	0	0
Undervotes	51			45	6	0
Contest Totals	4,295			3,666	629	0

City Council, Place 1 - City of Melissa

Vote For 1

	TOTAL	VOTE %		Early Voting	Ballots By Mail	Limited Ballot
Shannon Sweat	325	44.83%		305	20	0
Preston Taylor	400	55.17%		394	6	0
Total Votes Cast	725	100.00%		699	26	0
Overvotes	0			0	0	0
Undervotes	17			14	3	0
Contest Totals	742			713	29	0

City Council, Place 3 - City of Melissa

Vote For 1

	TOTAL	VOTE %		Early Voting	Ballots By Mail	Limited Ballot
Emeka Eluka	290	41.19%		285	5	0
Dana Conklin	414	58.81%		396	18	0
Total Votes Cast	704	100.00%		681	23	0
Overvotes	0			0	0	0
Undervotes	38			32	6	0
Contest Totals	742			713	29	0

Summary Results Report
 Joint General and Special Election
 May 4th, 2024

UNOFFICIAL RESULTS
 Early Voting
 Collin County

Proposition A – City of Melissa

Vote For 1

	TOTAL	VOTE %	Early Voting	Ballots By Mail	Limited Ballot
FOR	584	80.89%	563	21	0
AGAINST	138	19.11%	132	6	0
Total Votes Cast	722	100.00%	695	27	0
Overvotes	0		0	0	0
Undervotes	20		18	2	0
Contest Totals	742		713	29	0

Proposition B – City of Melissa

Vote For 1

	TOTAL	VOTE %	Early Voting	Ballots By Mail	Limited Ballot
FOR	616	85.20%	592	24	0
AGAINST	107	14.80%	102	5	0
Total Votes Cast	723	100.00%	694	29	0
Overvotes	0		0	0	0
Undervotes	19		19	0	0
Contest Totals	742		713	29	0

Proposition C – City of Melissa

Vote For 1

	TOTAL	VOTE %	Early Voting	Ballots By Mail	Limited Ballot
FOR	293	40.64%	282	11	0
AGAINST	428	59.36%	412	16	0
Total Votes Cast	721	100.00%	694	27	0
Overvotes	0		0	0	0
Undervotes	21		19	2	0
Contest Totals	742		713	29	0

Proposition A – City of Nevada

Vote For 1

	TOTAL	VOTE %	Early Voting	Ballots By Mail	Limited Ballot
FOR	109	68.12%	108	1	0
AGAINST	51	31.88%	51	0	0
Total Votes Cast	160	100.00%	159	1	0
Overvotes	0		0	0	0
Undervotes	0		0	0	0
Contest Totals	160		159	1	0

Mayor - City of Parker

Vote For 1






	TOTAL	VOTE %	Early Voting	Ballots By Mail	Limited Ballot
Lee Pettle	196	100.00%	179	17	0
Total Votes Cast	196	100.00%	179	17	0
Overvotes	0		0	0	0
Undervotes	117		116	1	0
Contest Totals	313		295	18	0

Summary Results Report
 Joint General and Special Election
 May 4th, 2024

UNOFFICIAL RESULTS
 Early Voting
 Collin County




Councilmember-At-Large - City of Parker

Vote For 2

	TOTAL	VOTE %		Early Voting	Ballots By Mail	Limited Ballot
Dawn R. Hedlund	138	24.42%		130	8	0
Buddy Pilgrim	225	39.82%		215	10	0
Randy Kercho	161	28.50%		156	5	0
Aubree Marino	41	7.26%		35	6	0
Total Votes Cast	565	100.00%		536	29	0
Overvotes	0			0	0	0
Undervotes	61			54	7	0
Contest Totals	626			590	36	0





Member of Council, Place 1 – City of Sachse

Vote For 1

	TOTAL	VOTE %		Early Voting	Ballots By Mail	Limited Ballot
Atif Ahmed	127	38.48%		121	6	0
Brett Franks	203	61.52%		177	26	0
Total Votes Cast	330	100.00%		298	32	0
Overvotes	0			0	0	0
Undervotes	3			3	0	0
Contest Totals	333			301	32	0




Member of Council, Place 2 – City of Sachse

Vote For 1

	TOTAL	VOTE %		Early Voting	Ballots By Mail	Limited Ballot
Nisar Razvi	109	33.33%		107	2	0
Beau Hooten	35	10.70%		24	11	0
Michelle Howarth	183	55.96%		164	19	0
Total Votes Cast	327	100.00%		295	32	0
Overvotes	0			0	0	0
Undervotes	6			6	0	0
Contest Totals	333			301	32	0

Mayor – Town of St. Paul

Vote For 1

	TOTAL	VOTE %		Early Voting	Ballots By Mail	Limited Ballot
Kent Swaner	110	76.92%		101	9	0
David Thomas Gensler	33	23.08%		31	2	0
Total Votes Cast	143	100.00%		132	11	0
Overvotes	0			0	0	0
Undervotes	2			2	0	0
Contest Totals	145			134	11	0

Summary Results Report
 Joint General and Special Election
 May 4th, 2024

UNOFFICIAL RESULTS
 Early Voting
 Collin County

Alderman, Place 3 – Town of St. Paul

Vote For 1

	TOTAL	VOTE %	Early Voting	Ballots By Mail	Limited Ballot
John Crowe	37	26.24%	32	5	0
Justin Graham	104	73.76%	100	4	0
Total Votes Cast	141	100.00%	132	9	0
Overvotes	0		0	0	0
Undervotes	4		2	2	0
Contest Totals	145		134	11	0

Alderman, Place 5 – Town of St. Paul

Vote For 1

	TOTAL	VOTE %	Early Voting	Ballots By Mail	Limited Ballot
Robert Simmons	95	100.00%	89	6	0
Total Votes Cast	95	100.00%	89	6	0
Overvotes	0		0	0	0
Undervotes	50		45	5	0
Contest Totals	145		134	11	0

Councilmember, Place 2 – City of Wylie

Vote For 1

	TOTAL	VOTE %	Early Voting	Ballots By Mail	Limited Ballot
Ahmed Abdelghani	512	32.28%	488	24	0
Dave Strang	1,074	67.72%	968	106	0
Total Votes Cast	1,586	100.00%	1,456	130	0
Overvotes	0		0	0	0
Undervotes	17		16	1	0
Contest Totals	1,603		1,472	131	0

Councilmember, Place 4 – City of Wylie

Vote For 1

	TOTAL	VOTE %	Early Voting	Ballots By Mail	Limited Ballot
Danish Aftab	480	30.40%	448	32	0
Scott Williams	1,099	69.60%	1,002	97	0
Total Votes Cast	1,579	100.00%	1,450	129	0
Overvotes	0		0	0	0
Undervotes	24		22	2	0
Contest Totals	1,603		1,472	131	0

Board of Trustees, Place 1 – Allen ISD

Vote For 1

	TOTAL	VOTE %	Early Voting	Ballots By Mail	Limited Ballot
Sarah Mitchell	3,007	75.33%	2,804	203	0
Shanna Coulter	985	24.67%	948	37	0
Total Votes Cast	3,992	100.00%	3,752	240	0
Overvotes	0		0	0	0
Undervotes	555		532	23	0
Contest Totals	4,547		4,284	263	0

Summary Results Report
 Joint General and Special Election
 May 4th, 2024

UNOFFICIAL RESULTS
 Early Voting
 Collin County

Board of Trustees, Place 2 – Allen ISD

Vote For 1

	TOTAL	VOTE %		Early Voting	Ballots By Mail	Limited Ballot
Veronica Yost	2,773	68.79%		2,605	168	0
Vatsa Ramanathan	1,258	31.21%		1,189	69	0
Total Votes Cast	4,031	100.00%		3,794	237	0
Overvotes	0			0	0	0
Undervotes	516			490	26	0
Contest Totals	4,547			4,284	263	0

Board of Trustees, Place 3 – Allen ISD

Vote For 1

	TOTAL	VOTE %		Early Voting	Ballots By Mail	Limited Ballot
Bill Pilcher	1,475	36.74%		1,395	80	0
John Holley	2,540	63.26%		2,377	163	0
Total Votes Cast	4,015	100.00%		3,772	243	0
Overvotes	0			0	0	0
Undervotes	532			512	20	0
Contest Totals	4,547			4,284	263	0

Board of Trustees, Place 2 – Anna ISD

Vote For 1

	TOTAL	VOTE %		Early Voting	Ballots By Mail	Limited Ballot
Jason Adams	1,062	100.00%		1,036	26	0
Total Votes Cast	1,062	100.00%		1,036	26	0
Overvotes	0			0	0	0
Undervotes	352			343	9	0
Contest Totals	1,414			1,379	35	0

Board of Trustees, Place 6 – Anna ISD

Vote For 1

	TOTAL	VOTE %		Early Voting	Ballots By Mail	Limited Ballot
Paul "Monty" Renfro	628	51.69%		620	8	0
Stephanie Dingle	587	48.31%		567	20	0
Total Votes Cast	1,215	100.00%		1,187	28	0
Overvotes	0			0	0	0
Undervotes	199			192	7	0
Contest Totals	1,414			1,379	35	0

Proposition A – Anna ISD

Vote For 1

	TOTAL	VOTE %		Early Voting	Ballots By Mail	Limited Ballot
FOR	614	43.67%		603	11	0
AGAINST	792	56.33%		769	23	0
Total Votes Cast	1,406	100.00%		1,372	34	0
Overvotes	0			0	0	0
Undervotes	8			7	1	0
Contest Totals	1,414			1,379	35	0

Summary Results Report
 Joint General and Special Election
 May 4th, 2024

UNOFFICIAL RESULTS
 Early Voting
 Collin County

Trustee, Place 1 – Blue Ridge ISD

Vote For 1

	TOTAL	VOTE %	Early Voting	Ballots By Mail	Limited Ballot
Lonnie Murphy	40	48.78%	35	5	0
Scott Cessna	42	51.22%	42	0	0
Total Votes Cast	82	100.00%	77	5	0
Overvotes	0		0	0	0
Undervotes	2		2	0	0
Contest Totals	84		79	5	0

Trustee, Place 2 – Blue Ridge ISD

Vote For 1

	TOTAL	VOTE %	Early Voting	Ballots By Mail	Limited Ballot
Matt Grier	68	100.00%	63	5	0
Total Votes Cast	68	100.00%	63	5	0
Overvotes	0		0	0	0
Undervotes	16		16	0	0
Contest Totals	84		79	5	0

Trustee, Place 5 – Blue Ridge ISD

Vote For 1

	TOTAL	VOTE %	Early Voting	Ballots By Mail	Limited Ballot
Kevin Dauster	64	100.00%	59	5	0
Total Votes Cast	64	100.00%	59	5	0
Overvotes	0		0	0	0
Undervotes	20		20	0	0
Contest Totals	84		79	5	0

Board of Trustees, Place 5 – Celina ISD

Vote For 1

	TOTAL	VOTE %	Early Voting	Ballots By Mail	Limited Ballot
Theresa Balsamo	819	100.00%	795	24	0
Total Votes Cast	819	100.00%	795	24	0
Overvotes	0		0	0	0
Undervotes	281		275	6	0
Contest Totals	1,100		1,070	30	0

Board of Trustees, Place 6 – Celina ISD

Vote For 1

	TOTAL	VOTE %	Early Voting	Ballots By Mail	Limited Ballot
Vicky Hogue	310	30.66%	299	11	0
Kelly Juergens	701	69.34%	683	18	0
Total Votes Cast	1,011	100.00%	982	29	0
Overvotes	0		0	0	0
Undervotes	89		88	1	0
Contest Totals	1,100		1,070	30	0

Summary Results Report
 Joint General and Special Election
 May 4th, 2024

UNOFFICIAL RESULTS
 Early Voting
 Collin County

Board of Trustees, Place 7 – Celina ISD

Vote For 1

	TOTAL	VOTE %		Early Voting	Ballots By Mail	Limited Ballot
Jarratt Calvert	833	100.00%		808	25	0
Total Votes Cast	833	100.00%		808	25	0
Overvotes	0			0	0	0
Undervotes	267			262	5	0
Contest Totals	1,100			1,070	30	0

Trustee, Place 2 – Community ISD

Vote For 1

	TOTAL	VOTE %		Early Voting	Ballots By Mail	Limited Ballot
Jessica R Foster	96	67.61%		83	13	0
Kris Zilberstein	46	32.39%		39	7	0
Total Votes Cast	142	100.00%		122	20	0
Overvotes	0			0	0	0
Undervotes	76			76	0	0
Contest Totals	218			198	20	0

Trustee, Place 7 – Community ISD

Vote For 1

	TOTAL	VOTE %		Early Voting	Ballots By Mail	Limited Ballot
Joshua Saenz	134	100.00%		114	20	0
Total Votes Cast	134	100.00%		114	20	0
Overvotes	0			0	0	0
Undervotes	84			84	0	0
Contest Totals	218			198	20	0

Proposition A – Farmersville ISD

Vote For 1

	TOTAL	VOTE %		Early Voting	Ballots By Mail	Limited Ballot
FOR	518	68.97%		506	12	0
AGAINST	233	31.03%		228	5	0
Total Votes Cast	751	100.00%		734	17	0
Overvotes	0			0	0	0
Undervotes	9			8	1	0
Contest Totals	760			742	18	0

Trustee, Place 6 – Frisco ISD

Vote For 1

	TOTAL	VOTE %		Early Voting	Ballots By Mail	Limited Ballot
Fred Kaiser	2,148	45.52%		1,939	209	0
Sherrie Salas	2,571	54.48%		2,417	154	0
Total Votes Cast	4,719	100.00%		4,356	363	0
Overvotes	0			0	0	0
Undervotes	683			640	43	0
Contest Totals	5,402			4,996	406	0

Summary Results Report
 Joint General and Special Election
 May 4th, 2024

UNOFFICIAL RESULTS
 Early Voting
 Collin County

Trustee, Place 7 – Frisco ISD

Vote For 1

	TOTAL	VOTE %		Early Voting	Ballots By Mail	Limited Ballot
Melanie Barrios - Jones	1,720	35.15%		1,562	158	0
Keith Maddox	3,173	64.85%		2,966	207	0
Total Votes Cast	4,893	100.00%		4,528	365	0
Overvotes	0			0	0	0
Undervotes	509			468	41	0
Contest Totals	5,402			4,996	406	0

School Board Trustee, Place 4 – Prosper ISD

Vote For 1

	TOTAL	VOTE %		Early Voting	Ballots By Mail	Limited Ballot
Bill Beavers	1,343	74.49%		1,260	83	0
Lanford Rodgers	460	25.51%		422	38	0
Total Votes Cast	1,803	100.00%		1,682	121	0
Overvotes	0			0	0	0
Undervotes	218			194	24	0
Contest Totals	2,021			1,876	145	0

School Board Trustee, Place 7 – Prosper ISD

Vote For 1

	TOTAL	VOTE %		Early Voting	Ballots By Mail	Limited Ballot
Kristin Meier	498	27.32%		455	43	0
David Webb	1,158	63.52%		1,096	62	0
Drew Wilborn	167	9.16%		151	16	0
Total Votes Cast	1,823	100.00%		1,702	121	0
Overvotes	0			0	0	0
Undervotes	198			174	24	0
Contest Totals	2,021			1,876	145	0

Board of Directors – Caddo Basin SUD

Vote For 4

	TOTAL	VOTE %		Early Voting	Ballots By Mail	Limited Ballot
Kenneth Pendergrass	61	24.50%		61	0	0
Elwood Jones	41	16.47%		40	1	0
Jerry Leinart	41	16.47%		40	1	0
James C (Charlie) Patterson	51	20.48%		50	1	0
Tommy Ellison	55	22.09%		54	1	0
Total Votes Cast	249	100.00%		245	4	0
Overvotes	0			0	0	0
Undervotes	475			463	12	0
Contest Totals	724			708	16	0

Summary Results Report
 Joint General and Special Election
 May 4th, 2024

UNOFFICIAL RESULTS
 Early Voting
 Collin County

Directors – Collin County MUD No. 1

Vote For 3

	TOTAL	VOTE %	Early Voting	Ballots By Mail	Limited Ballot
Brian Rolens	101	11.23%	100	1	0
S Craig Davis	56	6.23%	56	0	0
Jeremy L. Dabbert	75	8.34%	75	0	0
Miranda Stockhausen	196	21.80%	195	1	0
Johnny Moyer	215	23.92%	215	0	0
Jeff Miles	256	28.48%	252	4	0
Total Votes Cast	899	100.00%	893	6	0
Overvotes	0		0	0	0
Undervotes	238		229	9	0
Contest Totals	1,137		1,122	15	0

Directors – Collin County MUD No. 5

Vote For 3

	TOTAL	VOTE %	Early Voting	Ballots By Mail	Limited Ballot
Thomas Frierson	1	33.33%	1	0	0
Orlando Batista	1	33.33%	1	0	0
Justine Presby	1	33.33%	1	0	0
Total Votes Cast	3	100.00%	3	0	0
Overvotes	0		0	0	0
Undervotes	0		0	0	0
Contest Totals	3		3	0	0

Proposition A – Collin County MUD No. 5

Vote For 1

	TOTAL	VOTE %	Early Voting	Ballots By Mail	Limited Ballot
FOR	1	100.00%	1	0	0
AGAINST	0	0.00%	0	0	0
Total Votes Cast	1	100.00%	1	0	0
Overvotes	0		0	0	0
Undervotes	0		0	0	0
Contest Totals	1		1	0	0

Proposition B – Collin County MUD No. 5

Vote For 1

	TOTAL	VOTE %	Early Voting	Ballots By Mail	Limited Ballot
FOR	1	100.00%	1	0	0
AGAINST	0	0.00%	0	0	0
Total Votes Cast	1	100.00%	1	0	0
Overvotes	0		0	0	0
Undervotes	0		0	0	0
Contest Totals	1		1	0	0

Summary Results Report
 Joint General and Special Election
 May 4th, 2024

UNOFFICIAL RESULTS
 Early Voting
 Collin County

Proposition C – Collin County MUD No. 5

Vote For 1

	TOTAL	VOTE %	Early Voting	Ballots By Mail	Limited Ballot
FOR	1	100.00%	1	0	0
AGAINST	0	0.00%	0	0	0
Total Votes Cast	1	100.00%	1	0	0
Overvotes	0		0	0	0
Undervotes	0		0	0	0
Contest Totals	1		1	0	0

Proposition D – Collin County MUD No. 5

Vote For 1

	TOTAL	VOTE %	Early Voting	Ballots By Mail	Limited Ballot
FOR	1	100.00%	1	0	0
AGAINST	0	0.00%	0	0	0
Total Votes Cast	1	100.00%	1	0	0
Overvotes	0		0	0	0
Undervotes	0		0	0	0
Contest Totals	1		1	0	0

Director – McKinney MUD No. 1

Vote For 1

	TOTAL	VOTE %	Early Voting	Ballots By Mail	Limited Ballot
David Johnston	63	80.77%	58	5	0
Monyca Brown	15	19.23%	14	1	0
Total Votes Cast	78	100.00%	72	6	0
Overvotes	0		0	0	0
Undervotes	0		0	0	0
Contest Totals	78		72	6	0