

**FARMERSVILLE CITY COUNCIL  
REGULAR SESSION AGENDA  
March 24, 2015, 6:00 P.M.  
Council Chambers, City Hall  
205 S. Main Street**

**I. PRELIMINARY MATTERS**

- Call to Order, Roll Call, Prayer and Pledge of Allegiance
- Welcome guests and visitors: Anyone wanting to speak on any items that are not the subject of a Public Hearing on this agenda is asked to speak at this time, with an individual time limit of 3 minutes. This forum is limited to a total of 30 minutes. Please note that the City Council cannot comment or take any action on this item.
- Announcements relating to items of public interest: Announcements regarding local or regional civic and charitable events, staff recognition, commendation of citizens, traffic issues, upcoming meetings, awards, acknowledgement of meeting attendees, birthdays, and condolences.
  - Chamber of Commerce Annual Chamber Banquet is April 18, 2015 at Longhorn Hill Ranch Party Barn

**II. READING OF ORDINANCES**

- A. Second Reading – Consider, discuss and act upon amending the Master Fee Schedule regarding fire inspection fees

**III. REGULAR AGENDA**


- A. Receive update regarding the new nursing facility located on West Audie Murphy Parkway
- B. Receive update regarding the “Little Free Library” project
- C. Consider, discuss and act upon City Financial Reports
- D. Receive audit report for Fiscal Year 2013-2014
- E. Consider, discuss and act upon renewing the contract with Time Warner for communication services
- F. Consider, discuss and act upon a recommendation for an engineer from the Wastewater Treatment Engineer Evaluation Team
- G. Consider, discuss and act upon a recommendation for a planner from the JW Spain Athletic Park Planner Evaluation Team
- H. Consider, discuss and act upon a recommendation for a planner from the Towne Centre Planner Evaluation Team
- I. Consider, discuss and act upon an amendment to the agreement with Community Waste Disposal regarding residential recycling and household hazardous waste for residents outside the City Limits of Farmersville who receive a water bill from the City of Farmersville
- J. Receive update regarding dispatch services as provided by Collin County
- K. Update on Chaparral Trail project

- L. Update on street, water and wastewater General Obligation Bond projects
- M. Update on Highway 380 project
- N. Update on wastewater treatment facility

#### **IV. REQUEST FOR CONSIDERATION OF PLACING ITEMS ON FUTURE AGENDAS**

#### **V. ADJOURNMENT**

**Dated this the 20<sup>th</sup> day of March, 2015.**



Joseph E. Helmberger, P.E., Mayor

*The City Council reserves the right to adjourn into Executive Session at any time during the course of this meeting to discuss any matters listed on the agenda, as authorized by the Texas Government Code, including, but not limited to, Sections 551.071 (Consultation with Attorney), 551.072 (Deliberations about Real Property), 551.073 (Deliberations about Gifts and Donations), 551.074 (Personnel Matters), 551.076 (Deliberations about Security Devices), 551.087 (Economic Development), 418.175-183 (Deliberations about Homeland Security Issues) and as authorized by the Texas Tax Code, including, but not limited to, Section 321.3022 (Sales Tax Information).*

*Persons with disabilities who plan to attend this meeting and who may need assistance should contact the City Secretary at 972-782-6151 or Fax 972-782-6604 at least two (2) working days prior to the meeting so that appropriate arrangements can be made. Handicap Parking is available in the front and rear parking lot of the building.*

I, the undersigned authority, do hereby certify that this Notice of Meeting was posted in the regular posting place of the City Hall building for Farmersville, Texas, in a place and manner convenient and readily accessible to the general public at all times, and said Notice was posted March 20, 2015 by 5:00 P.M. and remained so posted continuously at least 72 hours proceeding the scheduled time of said meeting.



Edie Sims, City Secretary



FARMERSVILLE OSCARS NIGHT PRESENTS

# THE DISTINGUISHED ONION AWARDS

Saturday, April 18, 2015

Farmersville Chamber of Commerce

Annual Banquet

At The Longhorn Hill Ranch

7pm—Dinner & Drinks at 7:30

\$25 Advance Tickets | \$30 At the Door

8685 FM 1827—Anna, TX 75409

Please Make Reservations

Farmersville Chamber of Commerce

Tickets Sold Online Or Call 972-782-6533 For Tickets & To RSVP

[www.farmersvillechamber.com](http://www.farmersvillechamber.com)



**Farmersville** in the early 1930s was known as the "Onion Capital", annually shipping over 1,000 carloads of onions. And so the story goes.... There was a huge celebration to honor the farmers, growers, the pickers and the sellers at the first Annual Onion Festival in 1935. At this year's Annual Banquet we will peel back the layers of 2014 to present the **Distinguished Onion Awards** to our current men and women who keep Farmersville strong!



TO: Mayor and Councilmembers

FROM: Ben White, City Manager

DATE: March 24, 2015

SUBJECT: Second Reading – Consider, discuss and act upon amending the Master Fee Schedule regarding fire inspection fees

- An ordinance is attached for review.

**ACTION: Approve or disapprove Ordinance as presented.**

**CITY OF FARMERSVILLE  
ORDINANCE # O-2015-0324-001**

**AN ORDINANCE OF THE CITY COUNCIL OF THE CITY OF FARMERSVILLE, TEXAS AMENDING FARMERSVILLE CODE OF ORDINANCES AMENDING “MASTER FEE SCHEDULE,” APPENDIX A – MASTER FEE SCHEDULE, ARTICLE III – BUILDING AND INSPECTION, SECTION 3-1. – RESIDENTIAL, COMMERCIAL AND MISCELLANEOUS BUILDING PERMIT FEES BY ADDING “CERTIFICATE OF OCCUPANCY”; PROVIDING FOR A SEVERABILITY CLAUSE; PROVIDING FOR A REPEALER CLAUSE AND SETTING AND PROVIDING FOR AN EFFECTIVE DATE.**

NOW, THEREFORE, BE IT ORDAINED BY THE CITY COUNCIL OF THE CITY OF FARMERSVILLE, TEXAS:

**SECTION 1:** That Appendix A – Master Fee Schedule – Article III – Building and Inspection, Section 3-1. – Residential, Commercial and Miscellaneous Building Permit Fees of the Code of Ordinances of the City of Farmersville, Texas, is hereby amended to read as follows:

**“Section 3-1. – Residential, Commercial and Miscellaneous Building Permit Fees**

.....

Certificate of Occupancy \$194.50

**SECTION 2. SEVERABILITY CLAUSE**

That should any sentence, paragraph, subdivision, clause, phrase or section of this ordinance be adjudged or held to be unconstitutional, illegal or invalid, the same shall not affect the validity of this ordinance as a whole, or any part or provision thereof other than the part so decided to be invalid, illegal or unconstitutional.

**SECTION 3. REPEALER CLAUSE**

That all ordinances of the City of Farmersville, Texas, in conflict with the provisions of this ordinance be, and the same are hereby, repealed.

**SECTION 4:** This Ordinance shall take effect after approval and adoption by City Council and with publication of the caption, as the law in such cases provides.

**PASSED** on first reading on the 10<sup>th</sup> day of March, 2015, and second reading on the 24<sup>th</sup> day of March, 2015, at properly scheduled meetings of the City Council of the City of Farmersville, Texas, there being a quorum present, and approved by the Mayor on the date set out below.



**APPROVED THIS 24<sup>th</sup> DAY OF MARCH, 2015.**

**APPROVED:**

BY: \_\_\_\_\_  
Joseph E. Helmberger, P.E., Mayor

**ATTEST:**

\_\_\_\_\_  
Edie Sims, City Secretary



TO: Mayor and Councilmembers


FROM: City Manager Ben White

DATE: March 24, 2015

SUBJECT: Receive update regarding the new nursing facility located on West Audie Murphy Parkway

- Don Miller with Lexington Medical Lodge will give an update and answer questions.

**ACTION: Receive information. No action required.**

2000 W. Audie Murphy Parkway | Farmersville, TX 75442 | CALL TODAY! 972.784.7770 CONNECT WITH US: 



*Your community leader in post-acute and long-term care medicine*



## **Welcome to Lexington Medical Lodge**

Opening late 2015, Lexington Medical Lodge will serve families in the immediate Farmersville area, as well as Northwest Collin and Hunt Counties. The resort-like setting will offer post-hospital recovery, skilled nursing and long-term care in an environment that's decidedly "Upscale Texas" - graciously rustic, luxurious and remarkably comfortable.



As a development from one of Texas' leading providers in healthcare and rehabilitation, Lexington Medical Lodge brings unparalleled expertise, training and technology to guests, to help them achieve the highest level of recovery and independence possible.

## **About Us**

Lexington Medical Lodge combines the industry's latest treatment techniques and equipment with a highly-personalized interdisciplinary approach to care. This patient-centric combination of technology and skilled care enables our rehabilitation guests to return home as quickly as possible, along with providing our long-term guests with enhanced well-being and quality of life.

## **Upscale Texas Style**

In designing Lexington Medical Lodge, we frequently studied the resort and hospitality industry for inspiration. We took cues from some of the nation's most celebrated resorts and prominent hunting lodges. The result is a sprawling campus that's as luxurious as it is comfortable and familiar. Guests are sure to enjoy western art, handsome furnishings and suites that remind one of those in 5-star hotels.

## **Services**

Lexington Medical Lodge works closely with each guest to develop customized programs that enhance their health and well-being, along with achieving the highest level of recovery possible.

Our "Homeward Bound" Rapid Recovery Program is a highly-specialized short-term rehabilitation initiative that aims to enable post-hospital guests to return home as quickly as possible, fully recovered.

## **Medical Services**

- On-site Physicians that operate within the facility
- Physical, occupational and speech therapy
- Large state-of-the-art rehabilitation gym
- Interdisciplinary rehabilitation plan designed for each guest
- 24-hour licensed nursing care
- Therapeutic diets
- Surgical wound care
- IV therapy
- Bi-paps, c-paps, hydrocollator and cryotherapy
- Rehab with Xbox Kinect
- State-of-the-art modality equipment
- On-site physician treatment
- Short-wave diathermy
- Electronic stimulation

- Ultrasound
- We accept Medicare, Medicare Replacement Insurance, Medicaid, Private Insurance, and Private Pay
- On-site physicians and physician extenders to manage each guest's care plan

Beyond our extensive medical services lies a nearly-endless variety of activities and services that make our guests' experience more comfortable, relaxing, and just more fun.

### **Lifestyle Services**

- Guests enjoy tempting meal options
- Well-attended, dynamic social activities
- Complimentary Wi-Fi and phone service
- Complimentary transportation for guests
- Barber shop/beauty salon services
- Personal laundry services



TO: Mayor and Councilmembers

FROM: City Manager Ben White

DATE: March 24, 2015

SUBJECT: Receive update regarding the "Little Free Library" project

- Boy Scout Austin Miller will be making a presentation to the Council and be available to answer questions.

**ACTION: Receive information. No action required.**

# The Low-Tech Appeal of Little Free Libraries

The "take a book, return a book" boxes are catching in even on places where Kindles and brick-and-mortar books abound.

[Margret Aldrich](#) Jul 27 2014, 1:07 PM ET



Margret Aldrich

When a 36-year-old bibliophile in Daegu, South Korea, sat down at his computer and googled the word “library,” he didn’t expect to find anything particularly noteworthy. But as DooSun You scrolled through the results, an appealingly anti-tech concept popped up.

The Internet led him to Little Free Libraries—hand-built boxes where neighbors can trade novels, memoirs, comics, and cookbooks, and connect with each other in the process.

The little libraries immediately appealed to DooSun. “Reading books is one of the most valuable things in my life. I think a book is equal to a treasure,” he says. “I hoped to share that feeling with my neighbors—that’s the reason I wanted a Little Free Library.” The website showed pictures of the diminutive structures standing in front yards, on city curbs, and alongside country roads all over the world, along with their GPS locations. “The [Little Free Library map](#) was a treasure map,” he says.



Soon after his online discovery, DooSun built a Little Free Library—the first one in South Korea—in front of his apartment building. Then he built a second at a different spot. Then a third. Slowly, his “take a book, return a book” libraries began bringing people together, garnering book donations and handwritten notes of thanks from strangers. He now pastes a QR code on the front of each library, so passersby can use their smartphones to learn more about them, and he regularly exchanges emails with others who want to build their own. He recently started a [Facebook group](#) where other Little Free Library stewards throughout Asia can swap ideas and experiences—as easily as visitors to their libraries swap physical books.

In 2009, Tod Bol built the first Little Free Library in the Mississippi River town of Hudson, Wisconsin, as a tribute to his mother—a dedicated reader and former schoolteacher. When he saw the people of his community gathering around it like a neighborhood water cooler, exchanging conversation as well as books, he knew he wanted to take his simple idea farther.

“We have a natural sense of wanting to be connected, but there are so many things that push us apart,” Bol says. “I think Little Free Libraries open the door to conversations we want to have with each other.”

Since then, his idea has become a full-fledged movement, spreading from state to state and country to country. There are now 18,000 of the little structures around the world, located in each of the 50 states and in 70 countries—from Ukraine to Uganda, Italy to Japan. They’re multiplying so quickly, in fact, that the understaffed and underfunded nonprofit struggle to keep its world map up to date.

Khalid and Yasmin Ansari, who live in Qatar, say they get a special satisfaction out of seeing their six-year-old son [Umayr’s Little Free Library](#) represented on the website. “When looking at the LFL world map,” says Khalid, “you almost feel obliged to have one in the neighborhood to fill the gap. It’s like doing your part in your part of the world.”





In some places, Little Free Libraries are filling a role usually served by brick-and-mortar libraries; the organization's [Books Around the Block program](#), for example, aims to bring LFLs to places where kids and adults don't have easy access to books. In North Minneapolis, an area more often in the news for shootings than community engagement, the Books Around the Block initiative set up 40 of the little libraries. Two hundred more sprung up shortly thereafter.

Last year, Sarah Maxey of Winston-Salem, North Carolina, discovered Little Free Libraries when browsing the crowdfunding site Kickstarter. She was then inspired to launch her own LFL Kickstarter campaign. The response was enthusiastic: By the time the campaign ended, [Maxey had raised more than \\$10,000 for her cause](#)—enough money to build dozens (and dozens) of little libraries.

“What happens is, you start the momentum, and then the community—the Lions Club, the Rotary, the churches, the neighbors—steps up and builds more. It just keeps going,” Bol says.

Individual stewards are using their Little Free Libraries in altruistic ways, too. Tina Sipula of Clare House, a food pantry in Bloomington, Illinois, does more than distribute groceries; she distributes books via an on-site Little Free Library. As she points out, homeless people don't have addresses—which means they can't get public library cards. Linda Prout was instrumental in bringing dozens of Little Free Libraries to New Orleans after Hurricane Katrina, and Lisa Heydlauff of Bihar, India, is working to bring a thousand Little Free Libraries to girls' schools in her country, filling them with books that teach business and entrepreneurial skills.

“Little Free Libraries create neighborhood heroes,” says Bol. “That's a big part of why it's succeeding.”

Though they owe their spread largely to the Internet, Little Free Libraries often serve as an antidote to a world of Kindle downloads and data-driven algorithms. The little wooden boxes are refreshingly physical—and human. When you open the door, serendipity (and your neighbors' taste) dictates what you'll find. The selection of 20 or so books could contain a Russian novel, a motorcycle repair manual, a Scandinavian cookbook, or a field guide to birds.



For many people—particularly in more affluent areas where libraries abound—this sense of discovery is an LFL’s main appeal. A girl walking home from school might pick up a graphic novel that gets her excited about reading; a man on his way to the bus stop might find a volume of poetry that changes his outlook on life. Every book is a potential source of inspiration.

Added to that is a kind of literary voyeurism, in which visitors get to contemplate the reading habits of their neighbors. *Who left the Brazilian travel guides, and who’s reading Camus? Who added Haruki Murakami’s 1Q84, my favorite novel of the last five years? And where will my copy of The Odyssey end up when I leave it in the library for someone else?* By peeking into the reading lives of fellow Little Free Library users, you get to know your block better.

“I think it warms peoples' hearts that a stranger would go through the trouble to leave a gift for passersby,” says Suzanne Pettypiece, steward of a Brooklyn Little Free Library—the first one in New York. “And everyone knows books are magical, so when you build a little house for them and say, ‘Hey, take one of these, because we think you’ll like it’—well, that’s kind of exciting.”

Some people use Little Free Libraries specifically to share something about themselves, says founder Todd Bol:

There was one woman who was excited to put up her Little Free Library quickly, and when I asked why, she said that she wanted to put books in it about Nepal, where her kids are from. She wanted the neighborhood to get to know more about their background.

After all, no matter how closely a computer studies your search habits, its algorithms will never have the charm and mystique of a simple wooden box filled with a neighbor’s literary treasures. It won’t be able to lend you a cup of sugar either.



TO: Mayor and Councilmembers

FROM: City Manager Ben White

DATE: March 24, 2015

SUBJECT: Consider, discuss and act upon City Financial Reports

- Financial reports are attached for review.

**ACTION: Approve or disapprove the reports as presented.**

## MEMO

To: Benjamin White, City Manager  
From: Daphne Hamlin, City Accountant  
Date: March 19, 2015  
Subject: February 2015 Budget Report

The monthly budget report will focus on the analysis of budgetary variances of the revenues and expenditures of each of the major operating funds and project the impact on available fund balance. As a benchmark for comparison, we'll bear in mind that as of the end of February, 5/12 months or 41.67% of the fiscal year has passed. For revenues and expenditures occurring evenly throughout the year, we expect to have used or collected close the 41.67% level, and to have 58.33% remaining budget for the remaining of the year.

Presented in this new format are: 1) an executive summary describing current budget issues, 2) budgetary comparison schedules of each major operating fund of the city, and 3) a fiscal year to date activity summary for cash and investments.

### **Executive Summary**

The major operating funds that are part of the annual operating budget of the city are the general, water & wastewater, refuse, and electric funds.

#### General Fund

Total revenues in the general fund are 53.42% collected.

Ad Valorem Tax are down, property taxes are due by January. City received a high volume of property tax, collections currently received is 92.55%

Licenses/Permits revenues are up drastically. The City has received 74.64% of this year's projected budget which is indicating growth.

Municipal Court Revenues are down current collected is 36.85%. Historically fine collections are low during this time of year. City staff is expecting to recover revenues during the 1<sup>st</sup> and 2<sup>nd</sup> qtr of 2015.

Total expenditures in the general fund are 36.22 % which is below the projected 41.67% level.

Please keep in mind we are currently transferring funds from the Electrical Fund to support needed items/personnel in the General Fund. City staff has decided to place some of these items on hold until we receive additional data on the newly acquired Electrical System.

### Refuse Fund

Total revenues are 31.34% and total expenses are 29.23%.

### Water & Wastewater Fund

Total revenues for the Water Fund are 38.02% Total revenues for the Wastewater Fund are 42.24%

Water expenses in Administration are 50.33%. Expenses are up due to Computer/Software Maintenance. Water Department overall expenditures are 38.06%

Wastewater expenses are 32.53%.

### Electric Fund

Total revenues are 29.93%; the expenses are at 39.75% and include budgeted transfers to general fund (\$1,017,740 annual, or \$83,562 per month transfer).

### Cash Summary

The cash summary is attached.



# SUMMARY OF CASH BALANCES FEBRUARY 2015

ACCOUNT: FNB (0815)

	Interest Earned	Restricted	Assigned	Account Balance
<b>Clearing Accounts</b>				
General Fund			\$ (51,849.98)	
Permit Fund			\$ (16,838.76)	
Refuse Fund			\$ 30,384.02	
Water Fund			\$ (519,660.60)	
Wastewater Fund			\$ 454,817.79	
Electric Fund			\$ 198,147.07	
SRO Support ISD	\$ 7,945.26			
CC Child Safety	\$ 19,198.87			
Debt Service Revenue Payment(66.67%, \$228K)	\$ 259,160.11			
2012 Bond	\$ (70,453.36)			
Disbursement Fund	\$ (166,342.31)			
Library Donation Fund	\$ 1,703.23			
Court Tech/Sec	\$ 17,330.68			
Grants	\$ (126,746.67)			
CC Bond Farmersville Parkway	\$ 180,000.86			
CC Bond Floyd	\$ (49,667.75)			
Equipment Replacement	\$ 5,322.29			
<b>TOTAL:</b>	<b>\$ -</b>	<b>\$ 77,451.21</b>	<b>\$ 94,999.54</b>	<b>\$ 172,450.75</b>
<b>Debt Service Accounts</b>				
County Tax Deposit (FNB 0807)(Debt Service)	\$ 11.70	\$ 76,976.76		
Debt Service Reserve (Texpool 0014 ) (2 months rsv )	\$ 3.68	\$ 107,754.50		
<b>TOTAL:</b>	<b>\$ 15.38</b>	<b>\$ 184,731.26</b>		<b>\$ 184,731.26</b>
<b>Appropriated Surplus Investment Accounts</b>				
Customer meter deposits (Texpool 0008)	\$ 3.68	\$ 107,546.17		
Fire Equipment Fund (Texpool 018)	\$ 1.37	\$ 38,523.88		
2012 G/O Bond, streets, water, wastewater (Texstar 0120 )	\$ 48.02	\$ 816,669.19	-	
<b>TOTAL:</b>	<b>\$ 53.07</b>	<b>\$ 962,739.24</b>	<b>\$ -</b>	<b>\$ 962,739.24</b>
<b>Unassigned Surplus Investment Accounts</b>				
Gen Fund Acct. (Texpool 0004)( Reso. 90 Day Reserve)	\$ 36.16	\$ 668,525.00	\$ 1,040,796.44	
Refuse Fund Acct. (Texpool 0009)	\$ 4.29	\$ 127,766.84		
Water/WW Fund (Texpool 0003)(Operating 90 day)	\$ 19.99	\$ 591,831.23		
Water/WW Fund (Texpool 00017)(Capital)	\$ 13.22	\$ 390,844.26		
Elec. Fund (Texpool 0005) (Operating)	\$ 1.67	\$ 50,000.00		
Elec. Fund (Texpool 0016)(Capital)	\$ 4.34	\$ 129,598.97		
Elec. Surcharge (Texpool 0015)	\$ 4.06	\$ 120,864.28		
Money Market Acct. (FNB 092)	\$ 19.91		\$ 173,034.05	
<b>TOTAL:</b>	<b>\$ 103.64</b>	<b>\$ 2,079,430.58</b>	<b>\$ 1,213,830.49</b>	<b>\$ 3,293,261.07</b>
<b>Contractor Managed Accounts Nonspendable</b>				
NTMWD Sewer Plant Maint. Fund		\$ 13,844.00		
<b>TOTAL APPROPRIATED SURPLUS</b>		<b>\$ 13,844.00</b>	<b>\$ -</b>	<b>\$ 13,844.00</b>
<b>TOTAL CASH &amp; INVESTMENT ACCOUNTS</b>		<b>\$ 3,318,196.29</b>	<b>\$ 1,308,830.03</b>	<b>\$ 4,627,026.32</b>

## SUMMARY OF CASH BALANCES FEBRUARY 2015

FEDC 4A Board Investment & Checking Account					
FEDC 4A Checking Account(Independent Bank 3124)	\$	3.30	\$	98,530.66	
FEDC 4A Investment Account (Texpool 0001)	\$	20.88	\$	616,711.79	
FEDC 4A Certificate of Deposit (Independent Bank)	\$	74.32	\$	250,000.00	
<b>TOTAL:</b>	<b>\$</b>	<b>98.50</b>	<b>\$</b>	<b>965,242.45</b>	<b>\$ - \$ 965,242.45</b>

FCDC 4B Board Investment & Checking Account					
FCDC 4B Checking Account (Independent Bank 3035)	\$	3.88	\$	108,613.47	
FCDC 4B Investment Account (Texpool 0001)	\$	2.86	\$	84,850.35	
<b>TOTAL:</b>	<b>\$</b>	<b>6.74</b>	<b>\$</b>	<b>193,463.82</b>	<b>\$ - \$ 193,463.82</b>

TIRZ Account					
County Tax Deposits (FNB 0815)	\$	12,768.06			
<b>TOTAL:</b>	<b>\$</b>	<b>12,768.06</b>	<b>\$</b>	<b>-</b>	<b>\$ 12,768.06</b>

Note: Salmon color used to indicate an item dedicated to a specific project or need

The Public Funds Investment Act (Sec.2256.008) requires the City's Investment Officer to obtain 10 hrs. of continuing education each period from a source approved by the governing body. Listed below are courses Daphne Hamlin completed to satisfy that requirement:

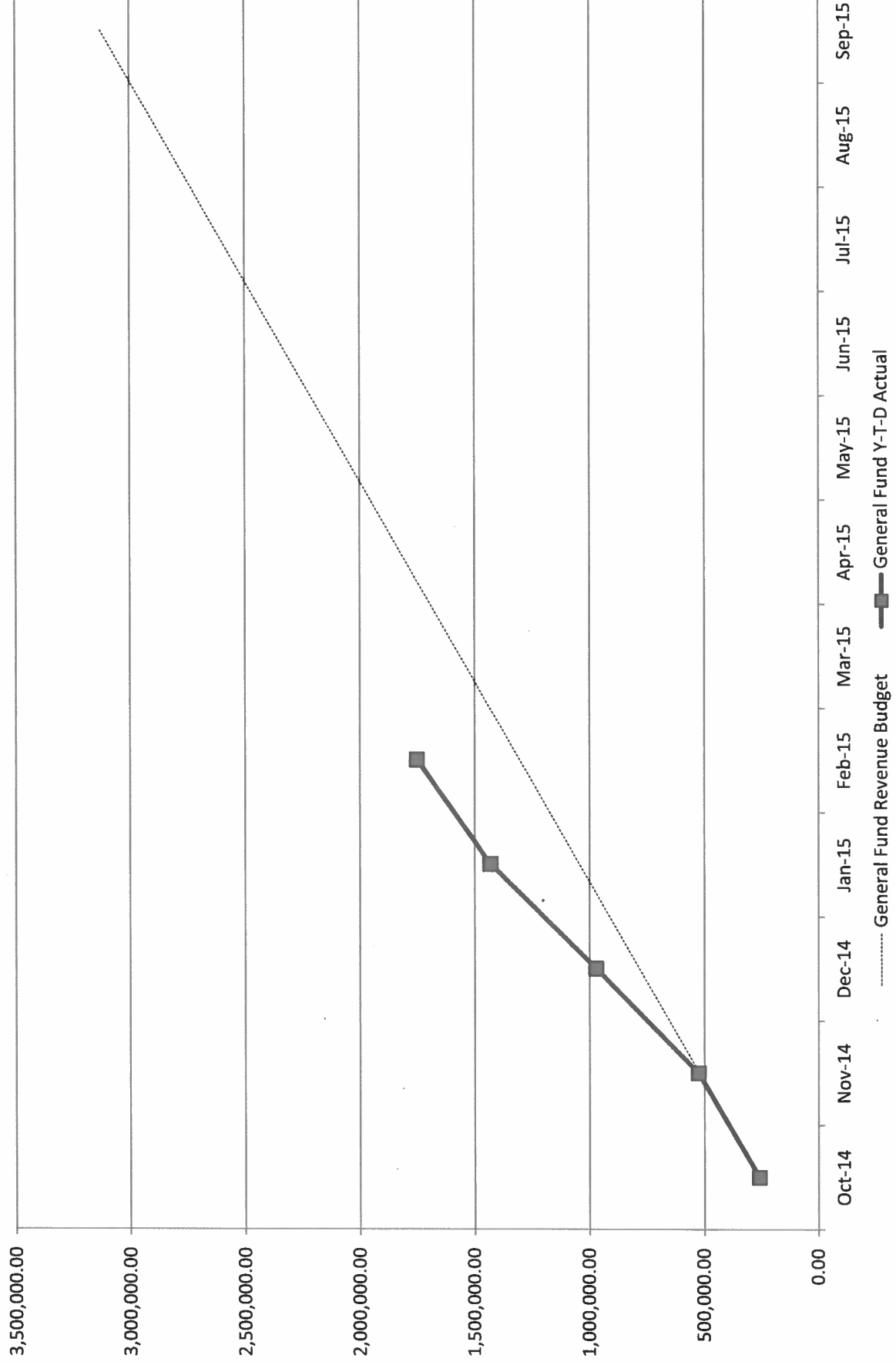
10-2014 NCTCOG - Public Funds Inv Act.

I hereby certify that the City of Farmersville's Investment Portfolio is in compliance with the City's investment strategy as expressed in the City's Investment Policy (Resolution 99-17, and with relevant provisions of the law.

  
Daphne Hamlin, City Investment Officer

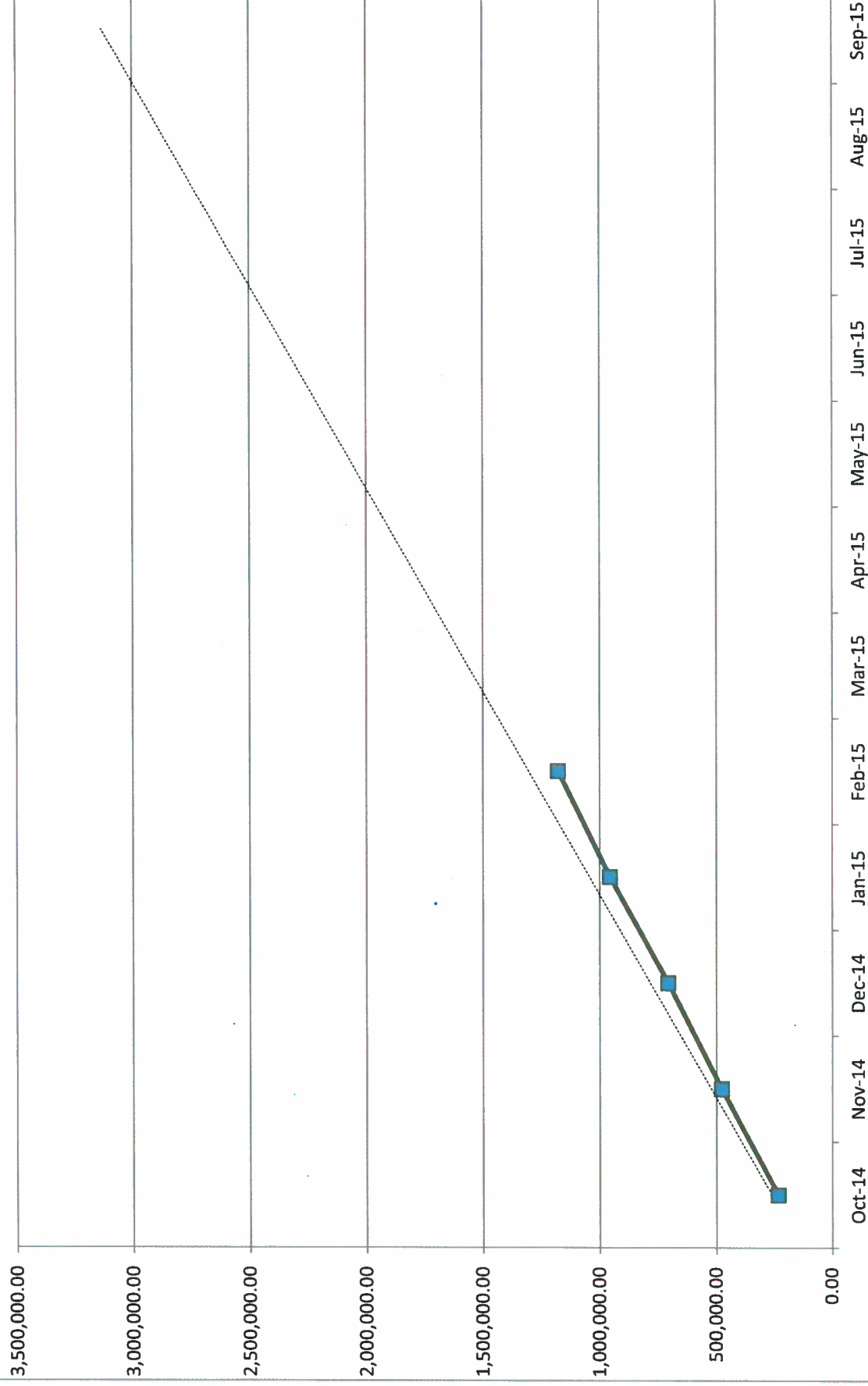
# General Fund Revenue Progress

Budget Year 10/2014 thru 9/2015

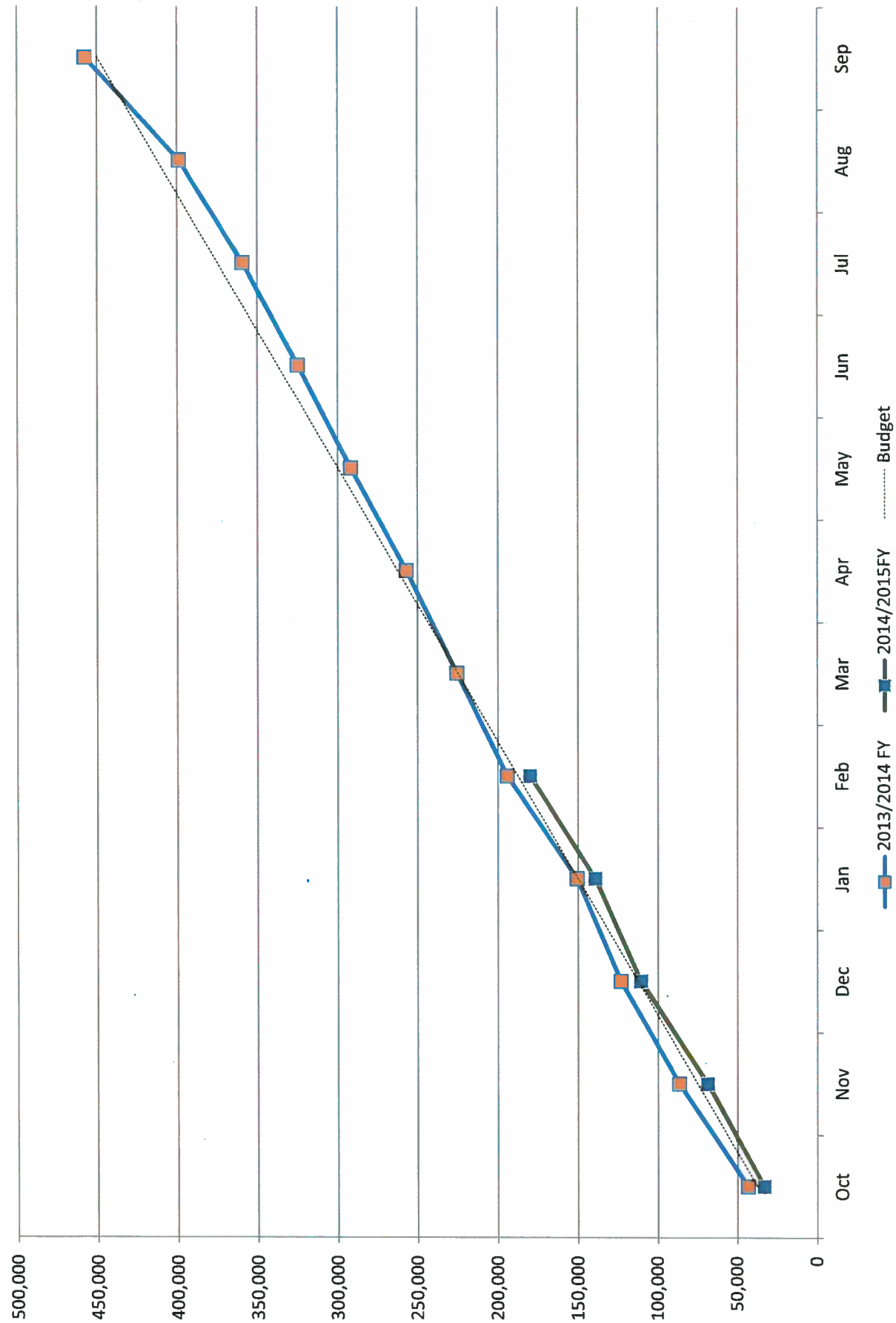


# General Fund Expense

Budget Year 10/2014 thru 9/2015

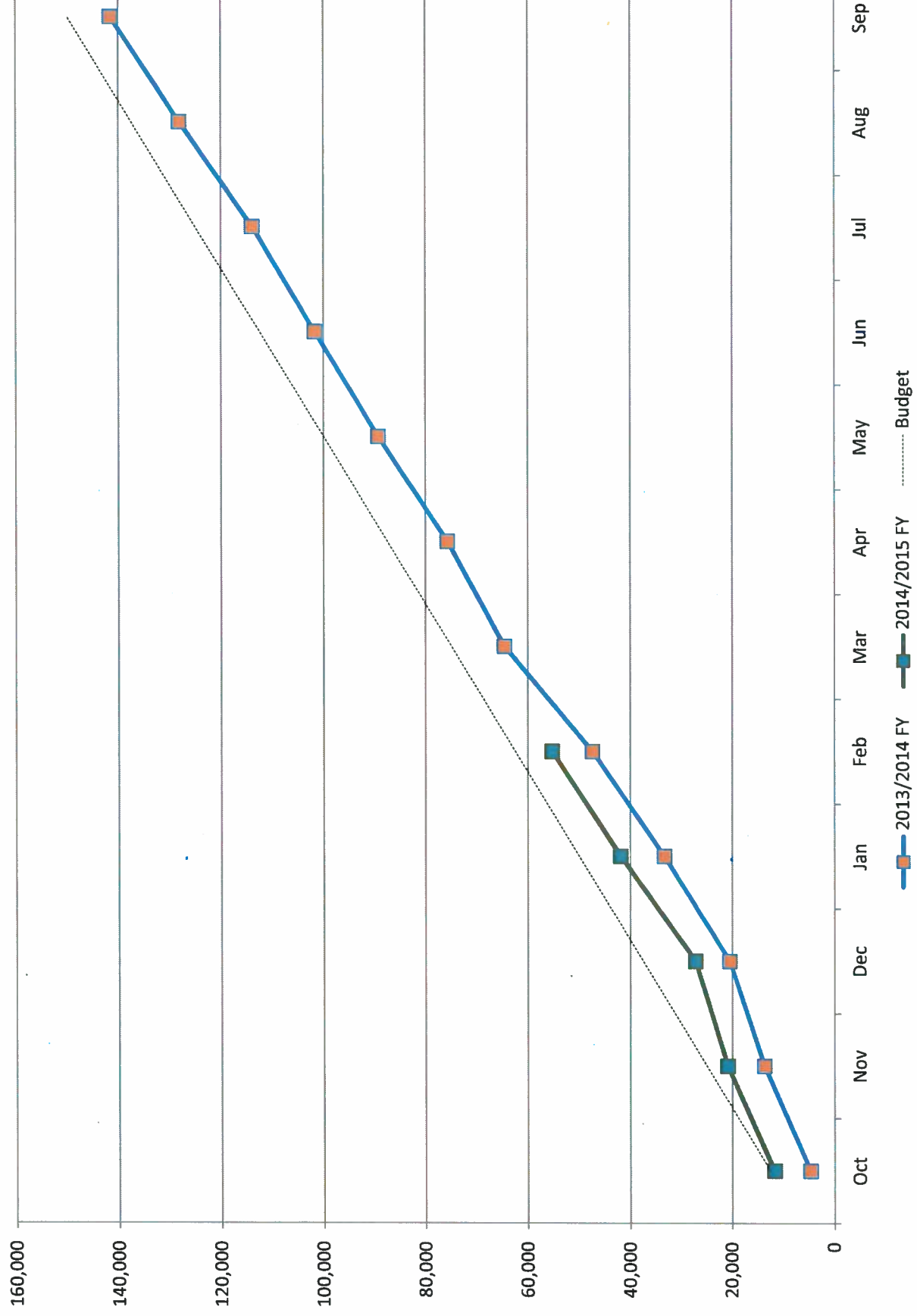


Sales Tax Chart





# Municipal Court Revenue Comparison Chart



CITY OF FARMERSVILLE  
REVENUE & EXPENSE REPORT (UNAUDITED)  
AS OF: FEBRUARY 28TH, 2015

100-GENERAL FUND  
FINANCIAL SUMMARY

% OF YEAR COMPLETED: 41.67

REVENUE SUMMARY

CURRENT BUDGET	CURRENT PERIOD	YEAR TO DATE ACTUAL	TOTAL ENCUMBERED	BUDGET BALANCE	% YTD BUDGET
3,277,790	319,783.34	1,750,878.71	0.00	1,526,911.29	53.42

00-REVENUE

53.42

TOTAL REVENUES

53.42

EXPENDITURE SUMMARY00-TRANSFER OUT

TRANSFERS	0	0.00	0.00	0.00	0.00
TOTAL 00-TRANSFER OUT	0	0.00	0.00	0.00	0.00

11-MAYOR & CITY COUNCIL

PERSONNEL SERVICES	2,040	170.00	850.00	0.00	1,190.00	41.67
CONTRACTS & PROF. SVCS	150	0.00	0.00	0.00	150.00	0.00
MAINTENANCE	0	0.00	0.00	0.00	0.00	0.00
MISCELLANEOUS	34,000	751.54	12,315.96	0.00	21,684.04	36.22
CAPITAL EXPENDITURES	0	0.00	0.00	0.00	0.00	0.00
TOTAL 11-MAYOR & CITY COUNCIL	36,190	921.54	13,165.96	0.00	23,024.04	36.38

12-ADMINISTRATION

PERSONNEL SERVICES	211,988	19,809.15	92,350.98	0.00	119,637.02	43.56
CONTRACTS & PROF. SVCS	98,550	11,991.05	33,924.79	0.00	64,625.21	34.42
MAINTENANCE	101,240	7,379.91	34,788.81	1,696.87	64,754.32	36.04
UTILITIES	21,150	1,697.20	7,246.82	0.00	13,903.18	34.26
SUPPLIES	20,500	1,165.13	11,399.06	0.00	9,100.94	55.61
MISCELLANEOUS	54,045	1,396.60	15,936.63	0.00	38,108.37	29.49
CAPITAL EXPENDITURES	25,177	0.00	0.00	0.00	25,177.00	0.00
TRANSFERS	0	0.00	0.00	0.00	0.00	0.00
TOTAL 12-ADMINISTRATION	532,650	43,439.04	195,647.09	1,696.87	335,306.04	37.05

14-MUNICIPAL COURT

PERSONNEL SERVICES	134,255	10,114.08	53,209.55	0.00	81,045.45	39.63
CONTRACTS & PROF. SVCS	25,300	1,270.00	8,409.60	0.00	16,890.40	33.24
MAINTENANCE	16,805	3,433.42	9,535.59	366.72	6,902.69	58.92
UTILITIES	1,200	101.76	450.33	0.00	749.67	37.53
SUPPLIES	11,000	425.88	2,184.34	0.00	8,815.66	19.86
MISCELLANEOUS	8,200	264.59	4,339.92	0.00	3,860.08	52.93
CAPITAL EXPENDITURES	0	0.00	0.00	0.00	0.00	0.00
TOTAL 14-MUNICIPAL COURT	196,760	15,609.73	78,129.33	366.72	118,263.95	39.89

15-LIBRARY

PERSONNEL SERVICES	94,671	7,307.89	37,733.91	0.00	56,937.09	39.86
CONTRACTS & PROF. SVCS	250	0.00	0.00	0.00	250.00	0.00
MAINTENANCE	36,260	1,798.55	12,590.02	0.00	23,669.98	34.72
UTILITIES	9,750	729.22	3,271.83	0.00	6,478.17	33.56
SUPPLIES	3,700	620.23	1,483.92	0.00	2,216.08	40.11
MISCELLANEOUS	5,700	56.00	2,635.25	0.00	3,064.75	46.23

CITY OF FARMERSVILLE  
REVENUE & EXPENSE REPORT (UNAUDITED)  
AS OF: FEBRUARY 28TH, 2015

PAGE: 2

100-GENERAL FUND  
FINANCIAL SUMMARY

% OF YEAR COMPLETED: 41.67

	CURRENT BUDGET	CURRENT PERIOD	YEAR TO DATE ACTUAL	TOTAL ENCUMBERED	BUDGET BALANCE	% YTD BUDGET
<b>CAPITAL EXPENDITURES</b>	15,000	2,587.92	5,904.49	0.00	9,095.51	39.36
TRANSFERS	0	0.00	0.00	0.00	0.00	0.00
TOTAL 15-LIBRARY	165,331	13,099.81	63,619.42	0.00	101,711.58	38.48
<b>16-CIVIC/CENTER</b>						
UTILITIES	16,500	925.41	4,584.72	0.00	11,915.28	27.79
TOTAL 16-CIVIC/CENTER	16,500	925.41	4,584.72	0.00	11,915.28	27.79
<b>21-POLICE DEPT.</b>						
PERSONNEL SERVICES	730,240	53,530.46	276,551.92	0.00	453,688.08	37.87
CONTRACTS & PROF. SVCS	43,400	8,587.69	25,222.56	0.00	18,177.44	58.12
MISCELLANEOUS	1,000	0.00	34.48	0.00	965.52	3.45
MAINTENANCE	77,982	2,216.51	23,373.17	1,711.09	52,897.74	32.17
UTILITIES	36,580	2,078.78	10,814.44	0.00	25,765.56	29.56
SUPPLIES	63,100	2,029.87	18,161.11	0.00	44,938.89	28.78
MISCELLANEOUS	27,686	231.50	15,541.20	1,068.04	11,076.76	59.99
CAPITAL EXPENDITURES	23,344	4,056.62	8,010.66	0.00	15,333.34	34.32
TRANSFERS	0	0.00	0.00	0.00	0.00	0.00
TOTAL 21-POLICE DEPT.	1,003,332	72,731.43	377,709.54	2,779.13	622,843.33	37.92
<b>22-FIRE DEPT.</b>						
PERSONNEL SERVICES	173,546	7,488.15	46,356.94	0.00	127,189.06	26.71
CONTRACTS & PROF. SVCS	46,914	80.00	20,269.02	0.00	26,644.98	43.20
MISCELLANEOUS	1,500	5.24	423.24	0.00	1,076.76	28.22
MAINTENANCE	44,567	1,330.16	13,843.71	83.52	30,639.77	31.25
UTILITIES	720	105.98	423.92	0.00	296.08	58.88
SUPPLIES	41,500	1,243.90	26,007.13	0.00	15,492.87	62.67
MISCELLANEOUS	16,500	0.00	8,538.00	0.00	7,962.00	51.75
CAPITAL EXPENDITURES	85,033	0.00	0.00	0.00	85,033.00	0.00
TRANSFERS	0	0.00	0.00	0.00	0.00	0.00
TOTAL 22-FIRE DEPT.	410,280	10,253.43	115,861.96	83.52	294,334.52	28.26
<b>34-STREET SYSTEM</b>						
PERSONNEL SERVICES	125,360	6,157.02	46,997.57	0.00	78,362.43	37.49
CONTRACTS & PROF. SVCS	17,300	0.00	1,446.94	0.00	15,853.06	8.36
MISCELLANEOUS	52,000	347.83	33,622.02	0.00	18,377.98	64.66
MAINTENANCE	6,500	187.30	386.03	0.00	6,113.97	5.94
UTILITIES	52,740	806.50	3,074.89	0.00	49,665.11	5.83
SUPPLIES	12,150	1,085.34	4,299.84	0.00	7,850.16	35.39
MISCELLANEOUS	500	135.60	562.97	0.00 (	62.97)	112.59
CAPITAL EXPENDITURES	0	0.00	0.00	0.00	0.00	0.00
TOTAL 34-STREET SYSTEM	266,550	8,719.59	90,390.26	0.00	176,159.74	33.91
<b>60-PUBLIC WORKS BLDG</b>						
PERSONNEL SERVICES	61,040	8,061.96	48,655.99	0.00	12,384.01	79.71
CONTRACTS & PROF. SVCS	16,000	0.00	2,996.72	3,840.00	9,163.28	42.73
MISCELLANEOUS	29,000	1,418.98	29,863.66	0.00 (	863.66)	102.98
MAINTENANCE	113,065	2,989.70	9,818.46	586.87	102,659.67	9.20
UTILITIES	13,020	1,736.77	7,082.84	0.00	5,937.16	54.40
SUPPLIES	3,000	147.20	360.38	0.00	2,639.62	12.01

CITY OF FARMERSVILLE  
REVENUE & EXPENSE REPORT (UNAUDITED)  
AS OF: FEBRUARY 28TH, 2015

100-GENERAL FUND  
FINANCIAL SUMMARY

% OF YEAR COMPLETED: 41.67

CURRENT BUDGET	CURRENT PERIOD	YEAR TO DATE ACTUAL	TOTAL ENCUMBERED	BUDGET BALANCE	% YTD BUDGET
-------------------	-------------------	------------------------	---------------------	-------------------	-----------------

MISCELLANEOUS	0	56.00	70.61	0.00 (	70.61)	0.00
CAPITAL EXPENDITURES	25,177	0.00	0.00	0.00	25,177.00	0.00
TRANSFERS	0	0.00	0.00	0.00	0.00	0.00
TOTAL 60-PUBLIC WORKS BLDG	260,302	14,410.61	98,848.66	4,426.87	157,026.47	39.68

39-PARKS

PERSONNEL SERVICES	40,035	1,718.17	14,584.19	0.00	25,450.81	36.43
CONTRACTS & PROF. SVCS	82,750	1,950.00	8,152.30	0.00	74,597.70	9.85
MISCELLANEOUS	22,750	882.24	2,423.21	0.00	20,326.79	10.65
MAINTENANCE	16,500	1,054.98	5,570.96	0.00	10,929.04	33.76
UTILITIES	75,800	2,780.23	15,251.04	0.00	60,548.96	20.12
SUPPLIES	15,000	421.47	1,205.13	0.00	13,794.87	8.03
MISCELLANEOUS	250	594.88	649.98	0.00 (	399.98)	259.99
CAPITAL EXPENDITURES	30,000	0.00	0.00	0.00	30,000.00	0.00
TOTAL 39-PARKS	283,085	9,401.97	47,836.81	0.00	235,248.19	16.90

71-DEBT SERVICE

DEBT SERVICE	106,810	32,493.75	91,988.46	0.00	14,821.54	86.12
TRANSFERS	0	0.00	0.00	0.00	0.00	0.00
TOTAL 71-DEBT SERVICE	106,810	32,493.75	91,988.46	0.00	14,821.54	86.12

TOTAL EXPENDITURES

3,277,790

222,006.31

1,177,782.21

9,353.11

2,090,654.68

36.22

REVENUE OVER/ (UNDER) EXPENDITURES

0

97,777.03

573,096.50 (

9,353.11) (

563,743.39)

0.00

CITY OF FARMERSVILLE  
REVENUE & EXPENSE REPORT (UNAUDITED)  
AS OF: FEBRUARY 28TH, 2015

## 100-GENERAL FUND

% OF YEAR COMPLETED: 41.67

REVENUES	CURRENT BUDGET	CURRENT PERIOD	YEAR TO DATE ACTUAL	TOTAL ENCUMBERED	BUDGET BALANCE	% YTD BUDGET
00-REVENUE						
100.00.5711.000 AD VALOREM TAX	726,518	128,884.47	671,594.64	0.00	54,923.36	92.44
100.00.5712.000 CC CONV FEE COURT	0	0.00	0.00	0.00	0.00	0.00
100.00.5713.000 DEL. TAX, PEN. & INT.	10,000	0.00	4,891.48	0.00	5,108.52	48.91
100.00.5714.000 CC CONV FEE UTILITY	0	0.00	0.00	0.00	0.00	0.00
100.00.5715.000 TIRZ	15,000	0.00	0.00	0.00	15,000.00	0.00
100.00.5721.000 SALES TAX	450,000	40,647.18	179,831.17	0.00	270,168.83	39.96
100.00.5722.000 BEVERAGE TAX	850	0.00	1,292.21	0.00 (	442.21)	152.02
100.00.5730.000 FRANCHISE FEES - GARBAGE	0	0.00	0.00	0.00	0.00	0.00
100.00.5731.000 FRANCHISE FEES - GAS	22,000	0.00	29,519.47	0.00 (	7,519.47)	134.18
100.00.5732.000 SKYBEAM	48,000	4,860.00	24,300.00	0.00	23,700.00	50.63
100.00.5733.000 ELEC. FUND FRANCHISE FEE	5,500	2,985.34	4,739.11	0.00	760.89	86.17
100.00.5734.000 FRANCHISE FEES - TELE.	5,000	672.43	1,043.13	0.00	3,956.87	20.86
100.00.5735.000 FRANCHISE FEES - CABLE	13,000	3,154.86	6,028.35	0.00	6,971.65	46.37
100.00.5736.000 FRANCHISE FEES - OTHER	0	0.00	0.00	0.00	0.00	0.00
100.00.5741.000 PERMITS & INSPECTIONS	25,000	933.00	18,660.10	0.00	6,339.90	74.64
100.00.5742.000 PLANNING & ZONING FEES	2,000	0.00	1,000.00	0.00	1,000.00	50.00
100.00.5743.000 FEES	100	15.00	15.00	0.00	85.00	15.00
100.00.5744.000 PENALTIES	150,000	13,396.75	55,278.02	0.00	94,721.98	36.85
100.00.5745.000 CNTY FIRE RUNS	110,997	0.00	54,764.05	0.00	56,232.95	49.34
100.00.5746.000 ONTION SHED RENTAL	1,000	150.00	300.00	0.00	700.00	30.00
100.00.5747.000 COUNTY LIBRARY FUND	14,800	0.00	0.00	0.00	14,800.00	0.00
100.00.5748.000 MICRO CHIP PROGRAM	0	0.00	0.00	0.00	0.00	0.00
100.00.5749.000 MUN. CT. BLDG. SECURITY	0	0.00	0.00	0.00	0.00	0.00
100.00.5750.000 MAIN STREET EVENTS	0	100.00	100.00	0.00 (	100.00)	0.00
100.00.5751.000 MUN. CT. TECHNOLOGY FUND	0	0.00	0.00	0.00	0.00	0.00
100.00.5754.000 GRANT PROCEEDS	0	0.00	0.00	0.00	0.00	0.00
100.00.5758.000 T-MOBILE LEASE	15,205	1,395.64	6,978.20	0.00	8,226.80	45.89
100.00.5759.000 GAMING MACHINE LICENSE	9,105	0.00	255.00	0.00	8,850.00	2.80
100.00.5760.000 SRO SUPPORT	0	0.00	0.00	0.00	0.00	0.00
100.00.5762.000 INTEREST EARNED	250	37.53	163.42	0.00	86.58	65.37
100.00.5763.000 FEDC 4A STAFF SUPPORT	600	0.00	0.00	0.00	600.00	0.00
100.00.5764.000 FCDC IMPROVEMENTS	0	0.00	0.00	0.00	0.00	0.00
100.00.5765.000 RENT E. TX. MED CTR.	12,000	0.00	5,000.00	0.00	7,000.00	41.67
100.00.5766.000 FEDC IMPROVEMENT FUND	0	0.00	0.00	0.00	0.00	0.00
100.00.5767.000 OTHER REVENUE	0	0.00	292.65	0.00 (	292.65)	0.00
100.00.5768.000 S W BELL LEASE	5,400	1,689.63	5,422.53	0.00 (	22.53)	100.42
100.00.5769.000 OTHER INCOME	25,000	3,117.00	6,152.84	0.00	18,847.16	24.61
100.00.5770.000 C.C. CHILD SAFETY	0	0.00	0.00	0.00	0.00	0.00
100.00.5771.000 ATHLETIC COMPLEX	0	0.00	0.00	0.00	0.00	0.00
100.00.5772.000 PUBLIC WORKS REVENUE	12,233	0.00	13,256.25	0.00 (	1,023.25)	108.36
100.00.5773.000 REVENUE RESCUE	3,400	3,241.60	4,530.92	0.00 (	1,130.92)	133.26
100.00.5774.000 ALARM FEE	2,500	25.00	450.00	0.00	2,050.00	18.00
100.00.5775.000 TEXAS FOREST SERVICE GRA	0	0.00	0.00	0.00	0.00	0.00
100.00.5776.000 LIBRARY GRANT TIF	0	0.00	0.00	0.00	0.00	0.00
100.00.5777.000 BRICK CAMPAIGN	0	0.00	0.00	0.00	0.00	0.00
100.00.5778.000 PARK DEDICATION FEE	0	0.00	0.00	0.00	0.00	0.00
100.00.5790.000 COURT EOY CORRECTION	0	0.00	0.00	0.00	0.00	0.00



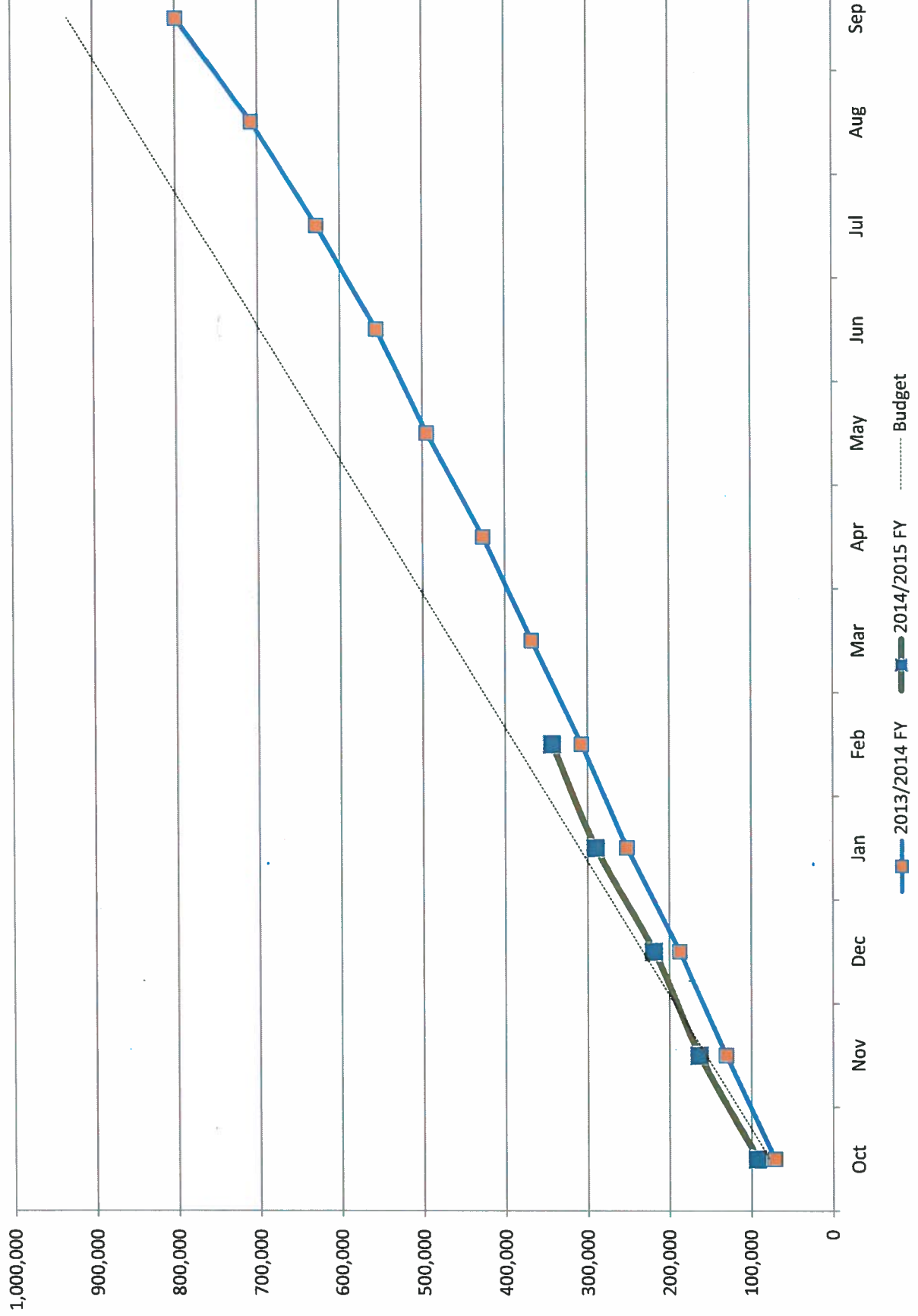
CITY OF FARMERSVILLE  
REVENUE & EXPENSE REPORT (UNAUDITED)  
AS OF: FEBRUARY 28TH, 2015

## 100-GENERAL FUND

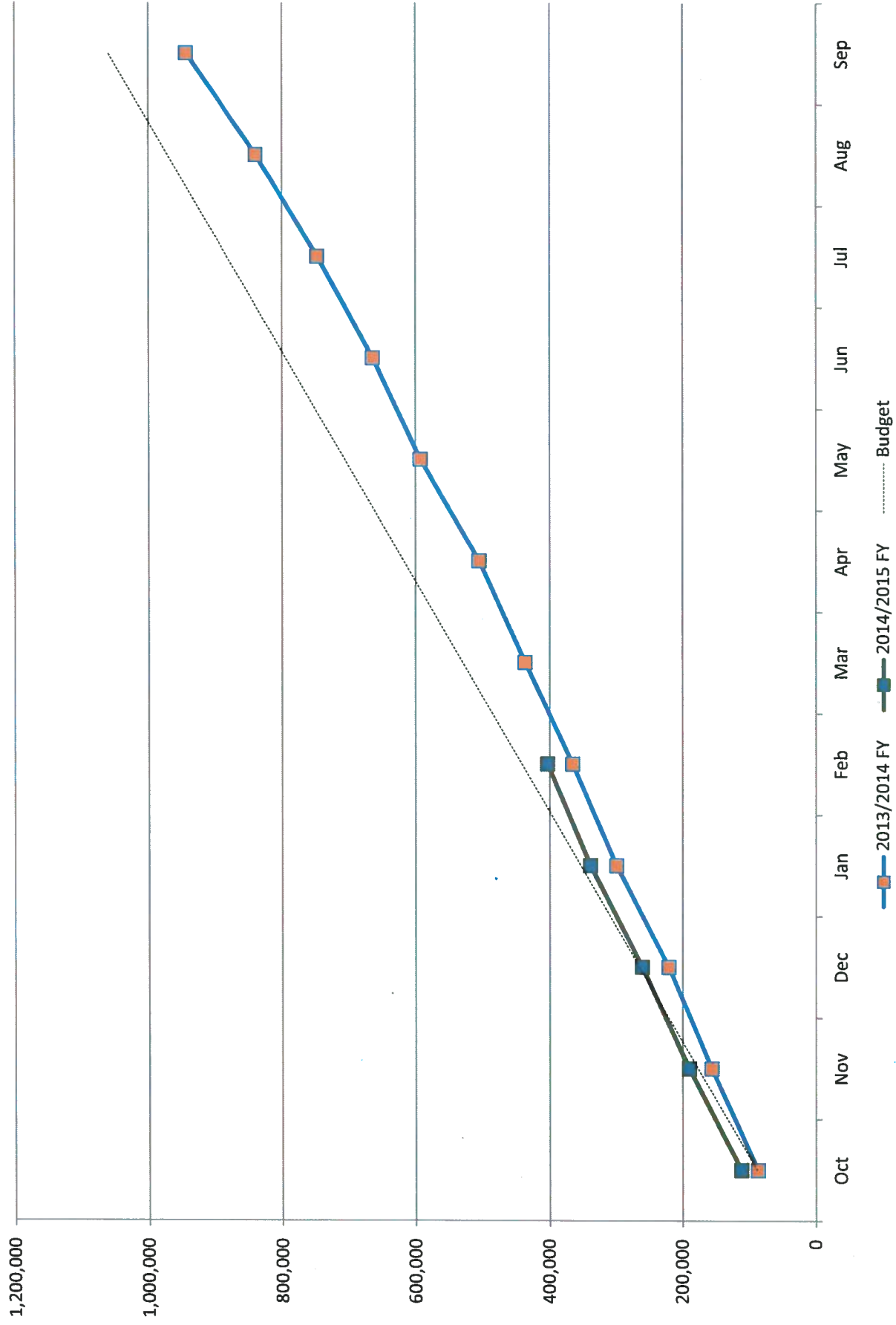
% OF YEAR COMPLETED: 41.67

REVENUES	CURRENT BUDGET	CURRENT PERIOD	YEAR TO DATE ACTUAL	TOTAL ENCUMBERED	BUDGET BALANCE	% YTD BUDGET
100.00.5791.000 4B SUPPORT REVENUE	0	0.00	0.00	0.00	0.00	0.00
100.00.5792.000 ADM.SUPPORT CHARGES	20,710	1,725.83	8,629.15	0.00	12,080.85	41.67
100.00.5793.000 RENT RECEIVED	3,600	300.00	1,500.00	0.00	2,100.00	41.67
100.00.5794.000 CIVIC RENT	5,500	425.00	1,375.00	0.00	4,125.00	25.00
100.00.5795.000 4B SALARY	59,809	0.00	59,380.62	0.00	428.38	99.28
100.00.5796.000 KCS RAILWAY MOWING	0	0.00	0.00	0.00	0.00	0.00
100.00.5797.000 MARKETING	23,000	0.00	24,000.00	0.00 (	1,000.00)	104.35
100.00.5798.000 STEP PROGRAM	0	0.00	0.00	0.00	0.00	0.00
100.00.5799.000 CAPITAL LEASE REFUNDING	0	0.00	0.00	0.00	0.00	0.00
100.00.5939.000 FORESTRY SVC GRANT	0	0.00	0.00	0.00	0.00	0.00
100.00.5991.000 TRANSFERS IN-OTHER FUNDS	1,344,325	112,027.08	560,135.40	0.00	784,189.60	41.67
100.00.5992.000 SALE OF FIXED ASSETS	0	0.00	0.00	0.00	0.00	0.00
100.00.5994.000 LEASE PURCHASE PROCEEDS	0	0.00	0.00	0.00	0.00	0.00
100.00.5995.000 TRANSFERS-RESERVE	135,388	0.00	0.00	0.00	135,388.00	0.00
100.00.5998.000 TRANS.IN- GEN.FND.SURPLU	0	0.00	0.00	0.00	0.00	0.00
100.00.5999.000 TRANS.IN-PARK IMP.SURPLU	0	0.00	0.00	0.00	0.00	0.00
TOTAL 00-REVENUE	3,277,790	319,783.34	1,750,878.71	0.00	1,526,911.29	53.42
TOTAL REVENUE	3,277,790	319,783.34	1,750,878.71	0.00	1,526,911.29	53.42

# City Water Sales

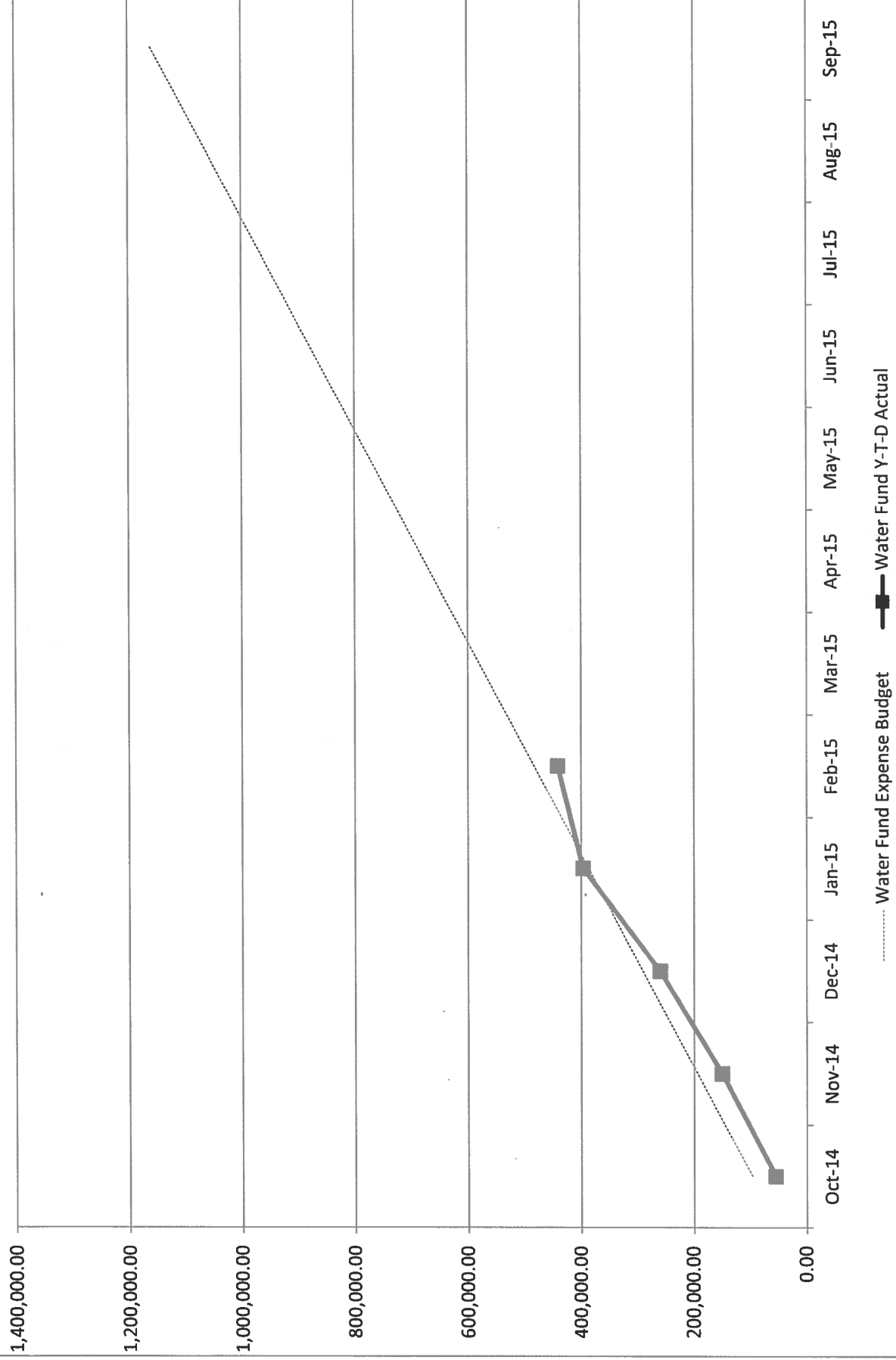


# Water Revenue Comparison Chart



# Water Fund Expense

Budget Year 10/2014 thru 9/2015



CITY OF FARMERSVILLE  
REVENUE & EXPENSE REPORT (UNAUDITED)  
AS OF: FEBRUARY 28TH, 2015

700-WATER FUND  
FINANCIAL SUMMARY

% OF YEAR COMPLETED: 41.67

	CURRENT BUDGET	CURRENT PERIOD	YEAR TO DATE ACTUAL	TOTAL ENCUMBERED	BUDGET BALANCE	% YTD BUDGET
<u>REVENUE SUMMARY</u>						
00-REVENUE	1,060,153	64,342.34	403,018.92	0.00	657,134.08	38.02
TOTAL REVENUES	1,060,153	64,342.34	403,018.92	0.00	657,134.08	38.02
<u>EXPENDITURE SUMMARY</u>						
<u>00-TRANSFER OUT</u>						
TRANSFERS	0	0.00	0.00	0.00	0.00	0.00
TOTAL 00-TRANSFER OUT	0	0.00	0.00	0.00	0.00	0.00
<u>12-ADMINISTRATION</u>						
PERSONNEL SERVICES	71,835	4,250.74	32,692.82	0.00	39,142.18	45.51
CONTRACTS & PROF. SVCS	300	0.00	0.00	0.00	300.00	0.00
MAINTENANCE	12,344	1,427.23	16,128.06	0.00	3,784.06	130.66
UTILITIES	20,000	458.12	1,844.14	0.00	18,155.86	9.22
SUPPLIES	500	0.00	117.00	74.93	308.07	38.39
MISCELLANEOUS	2,400	378.70	3,186.24	0.00	786.24	132.76
TOTAL 12-ADMINISTRATION	107,379	6,514.79	53,968.26	74.93	53,335.81	50.33
<u>52-STORM WATER SYSTEM</u>						
PERSONNEL SERVICES	0	0.00	0.00	0.00	0.00	0.00
CONTRACTS & PROF. SVCS	0	0.00	0.00	0.00	0.00	0.00
MISCELLANEOUS	0	0.00	0.00	0.00	0.00	0.00
UTILITIES	0	0.00	0.00	0.00	0.00	0.00
SUPPLIES	0	0.00	0.00	0.00	0.00	0.00
MISCELLANEOUS	0	0.00	0.00	0.00	0.00	0.00
CAPITAL EXPENDITURES	0	0.00	0.00	0.00	0.00	0.00
TOTAL 52-STORM WATER SYSTEM	0	0.00	0.00	0.00	0.00	0.00
<u>35-WATER DEPT.</u>						
PERSONNEL SERVICES	168,947	20,314.29	80,716.16	0.00	88,230.84	47.78
CONTRACTS & PROF. SVCS	55,655	1,568.91	34,445.56	0.00	21,209.44	61.89
MISCELLANEOUS	79,000	2,699.76	10,195.04	1.00	68,803.96	12.91
MAINTENANCE	5,000	129.71	779.27	0.00	4,220.73	15.59
UTILITIES	26,250	2,150.70	9,125.02	0.00	17,124.98	34.76
SUPPLIES	587,765	1,085.36	196,385.34	0.00	391,379.66	33.41
MISCELLANEOUS	8,000	561.01	5,032.74	0.00	2,967.26	62.91
CAPITAL EXPENDITURES	0	0.00	0.00	0.00	0.00	0.00
TRANSFERS	121,874	10,156.16	50,780.80	0.00	71,093.20	41.67
TOTAL 35-WATER DEPT.	1,052,491	38,665.90	387,459.93	1.00	665,030.07	36.81
<u>TOTAL EXPENDITURES</u>						
TOTAL EXPENDITURES	1,159,870	45,180.69	441,428.19	75.93	718,365.88	38.06
<u>REVENUE OVER/ (UNDER) EXPENDITURES</u>						
REVENUE OVER/ (UNDER) EXPENDITURES	( 99,717)	19,161.65	38,409.27	75.93	61,231.80	38.59

CITY OF FARMERSVILLE  
REVENUE & EXPENSE REPORT (UNAUDITED)  
AS OF: FEBRUARY 28TH, 2015

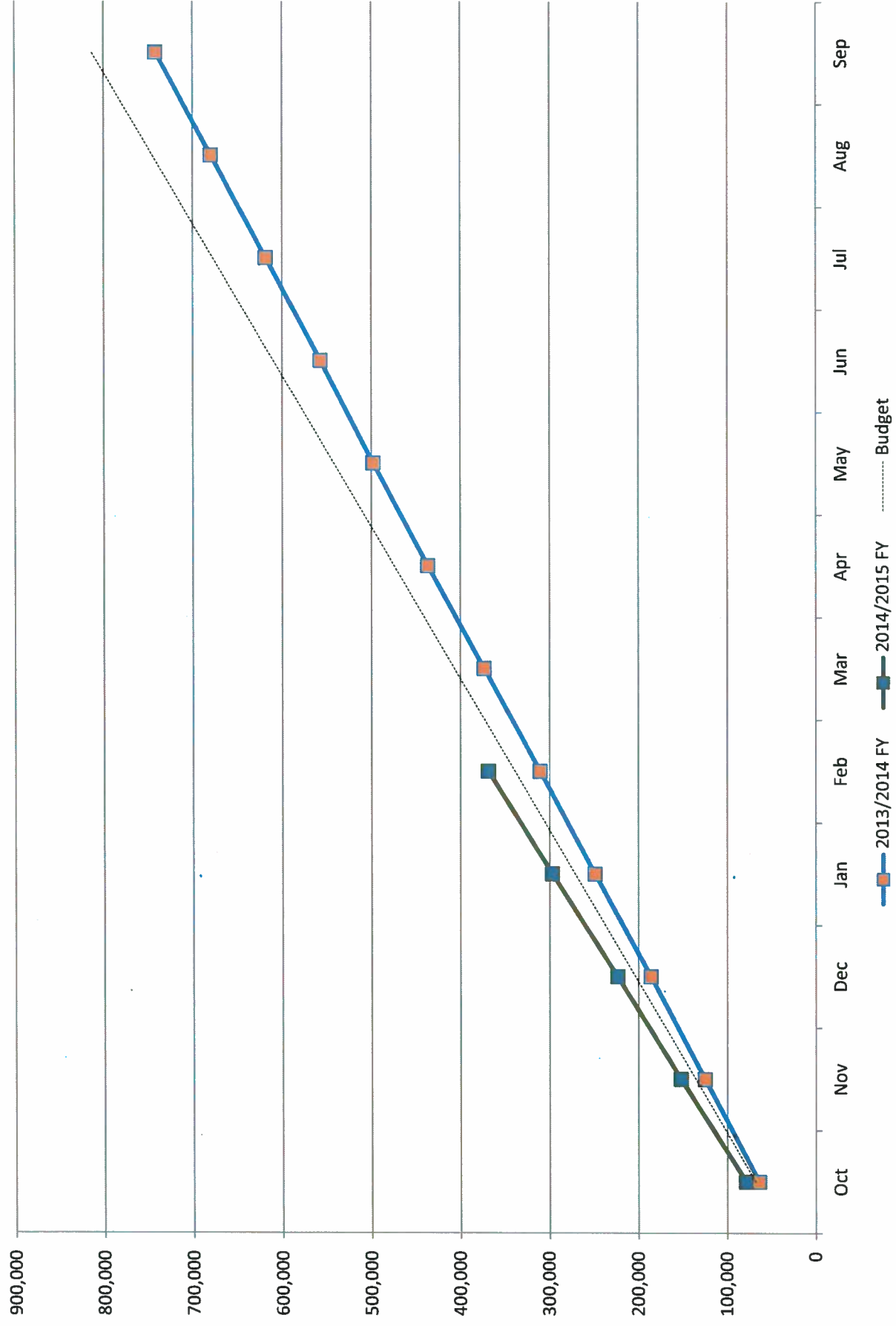
## 700-WATER FUND

# OF YEAR COMPLETED: 41.67

REVENUES	CURRENT BUDGET	CURRENT PERIOD	YEAR TO DATE ACTUAL	TOTAL ENCUMBERED	BUDGET BALANCE	% YTD BUDGET
00-REVENUE	0	0.00	0.00	0.00	0.00	0.00
700.00.5714.000 CC CONV. FEE	3,500	200.00	1,010.00	0.00	2,490.00	28.86
700.00.5743.000 CONNECT FEE	18,000	939.55	5,650.52	0.00	12,349.48	31.39
700.00.5744.000 PENALTIES	99,000	9,535.89	52,645.50	0.00	46,354.50	53.18
700.00.5745.000 AGREEMENTS AND CONTRACTS	4,055	0.00	0.00	0.00	4,055.00	0.00
700.00.5746.000 IMPACT FEE	930,898	52,900.56	342,551.63	0.00	588,346.37	36.80
700.00.5751.000 CITY WATER SALES	3,700	600.00	600.00	0.00	3,100.00	16.22
700.00.5753.000 WATER TAP FEES	500	78.84	276.27	0.00	223.73	55.25
700.00.5762.000 INTEREST EARNED	0	87.50	285.00	0.00	285.00	0.00
700.00.5767.000 OTHER REVENUE	500	0.00	0.00	0.00	500.00	0.00
700.00.5769.000 OTHER REVENUE						
TOTAL 00-REVENUE	1,060,153	64,342.34	403,018.92	0.00	657,134.08	38.02

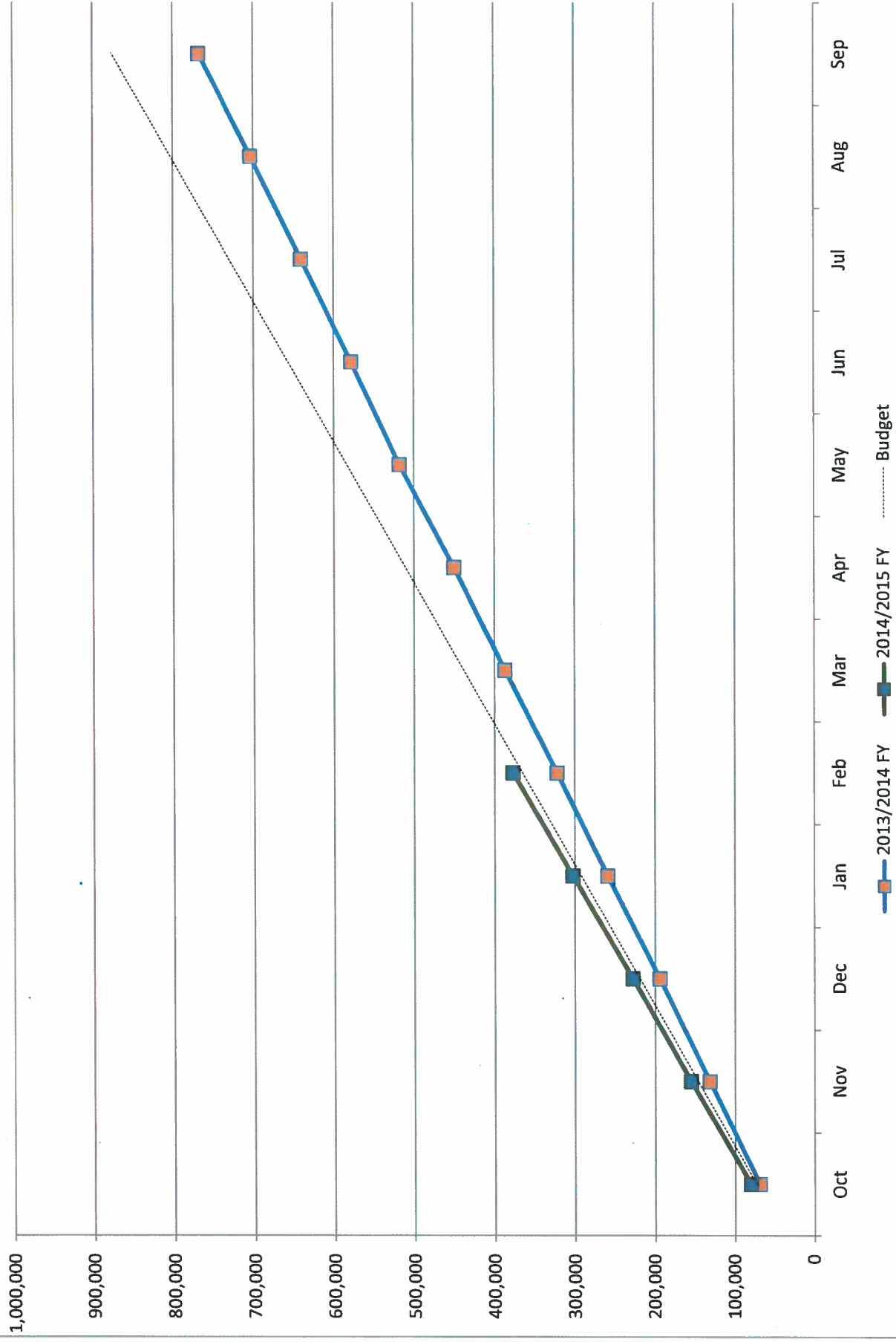
TOTAL REVENUE	1,060,153	64,342.34	403,018.92	0.00	657,134.08	38.02
---------------	-----------	-----------	------------	------	------------	-------

## City Sewer Sales



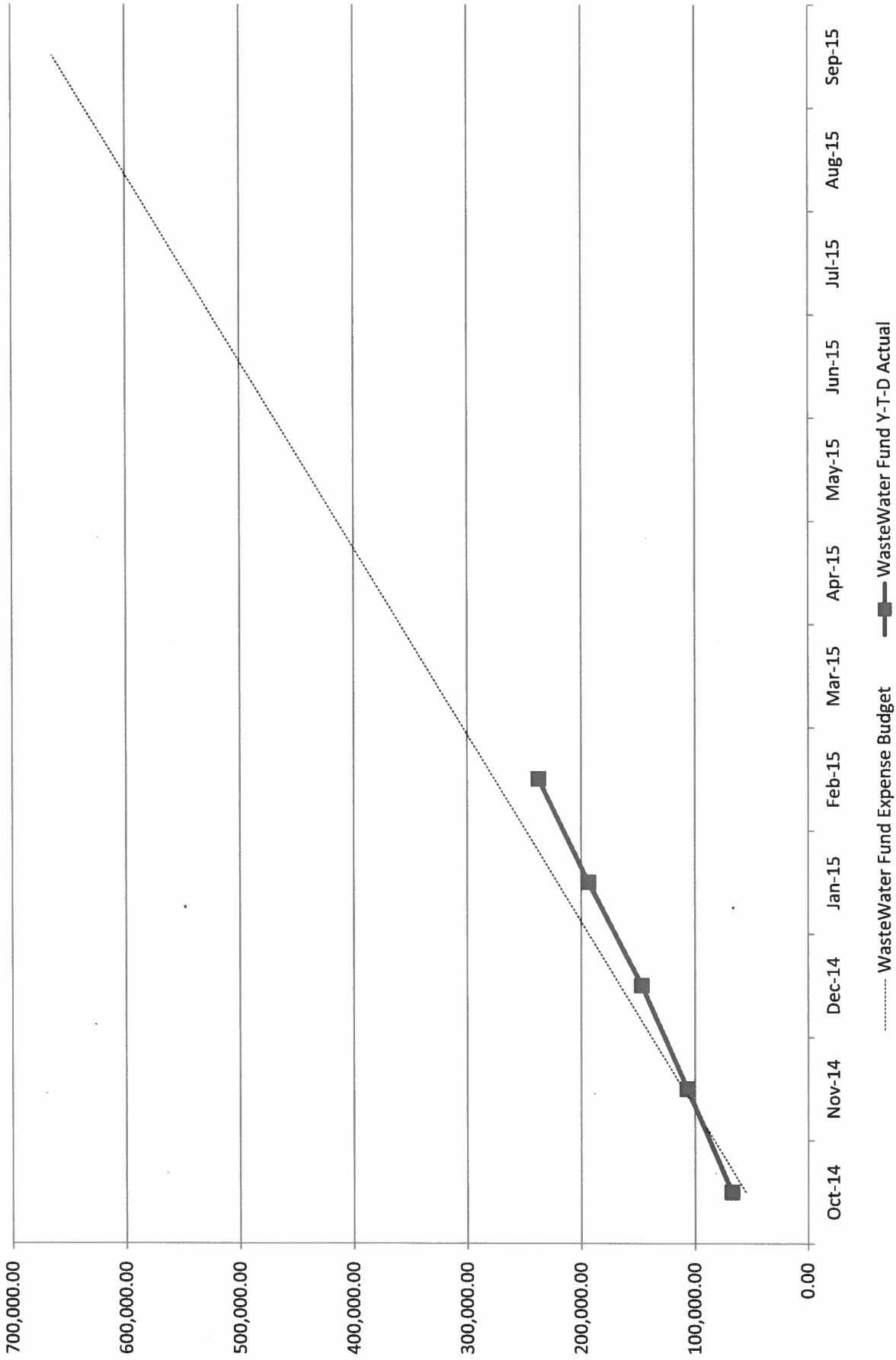


# Wastewater Revenue Comparison Chart



# Wastewater Fund Expense

Budget Year 10/2014 thru 9/2015



CITY OF FARMERSVILLE  
REVENUE & EXPENSE REPORT (UNAUDITED)  
AS OF: FEBRUARY 28TH, 2015

705-WASTEWATER  
FINANCIAL SUMMARY

% OF YEAR COMPLETED: 41.67

CURRENT BUDGET	CURRENT PERIOD	YEAR TO DATE ACTUAL	TOTAL ENCUMBERED	BUDGET BALANCE	% YTD BUDGET
892,310	74,497.15	376,941.08	0.00	515,368.92	42.24
00-REVENUE					
892,310	74,497.15	376,941.08	0.00	515,368.92	42.24
TOTAL REVENUES					
<u>EXPENDITURE SUMMARY</u>					
<u>12-ADMINISTRATION</u>					
46,724	1,491.68	5,937.62	0.00	40,786.38	12.71
PERSONNEL SERVICES					
46,724	1,491.68	5,937.62	0.00	40,786.38	12.71
TOTAL 12-ADMINISTRATION					
<u>36-WASTEWATER SYSTEM</u>					
119,350	5,669.64	27,386.88	0.00	91,963.12	22.95
PERSONNEL SERVICES					
11,500	543.12	2,763.05	0.00	8,736.95	24.03
CONTRACTS & PROF. SVCS					
18,500	178.91	9,154.57	1.00	9,344.43	49.49
MISCELLANEOUS					
309,253	22,573.13	125,264.38	0.00	183,988.62	40.51
MAINTENANCE					
11,000	871.84	3,423.73	0.00	7,576.27	31.12
UTILITIES					
11,000	809.64	3,346.17	0.00	7,653.83	30.42
SUPPLIES					
15,500	0.00	39.00	0.00	15,461.00	0.25
MISCELLANEOUS					
20,710	0.00	0.00	0.00	20,710.00	0.00
DEBT SERVICE					
80,000	0.00	0.00	0.00	18,834.10	23.54
CAPITAL EXPENDITURES					
144,601	12,050.10	60,250.50	0.00	61,165.90	41.67
TRANSFERS					
741,414	42,696.38	231,628.28	0.00	84,350.50	41.67
TOTAL 36-WASTEWATER SYSTEM				490,950.62	33.78
<u>TOTAL EXPENDITURES</u>					
788,138	44,188.06	237,565.90	18,835.10	531,737.00	32.53
<u>REVENUE OVER/ (UNDER) EXPENDITURES</u>					
104,172	30,309.09	139,375.18	( 18,835.10) (	16,368.08)	115.71

CITY OF FARMERSVILLE  
REVENUE & EXPENSE REPORT (UNAUDITED)  
AS OF: FEBRUARY 28TH, 2015

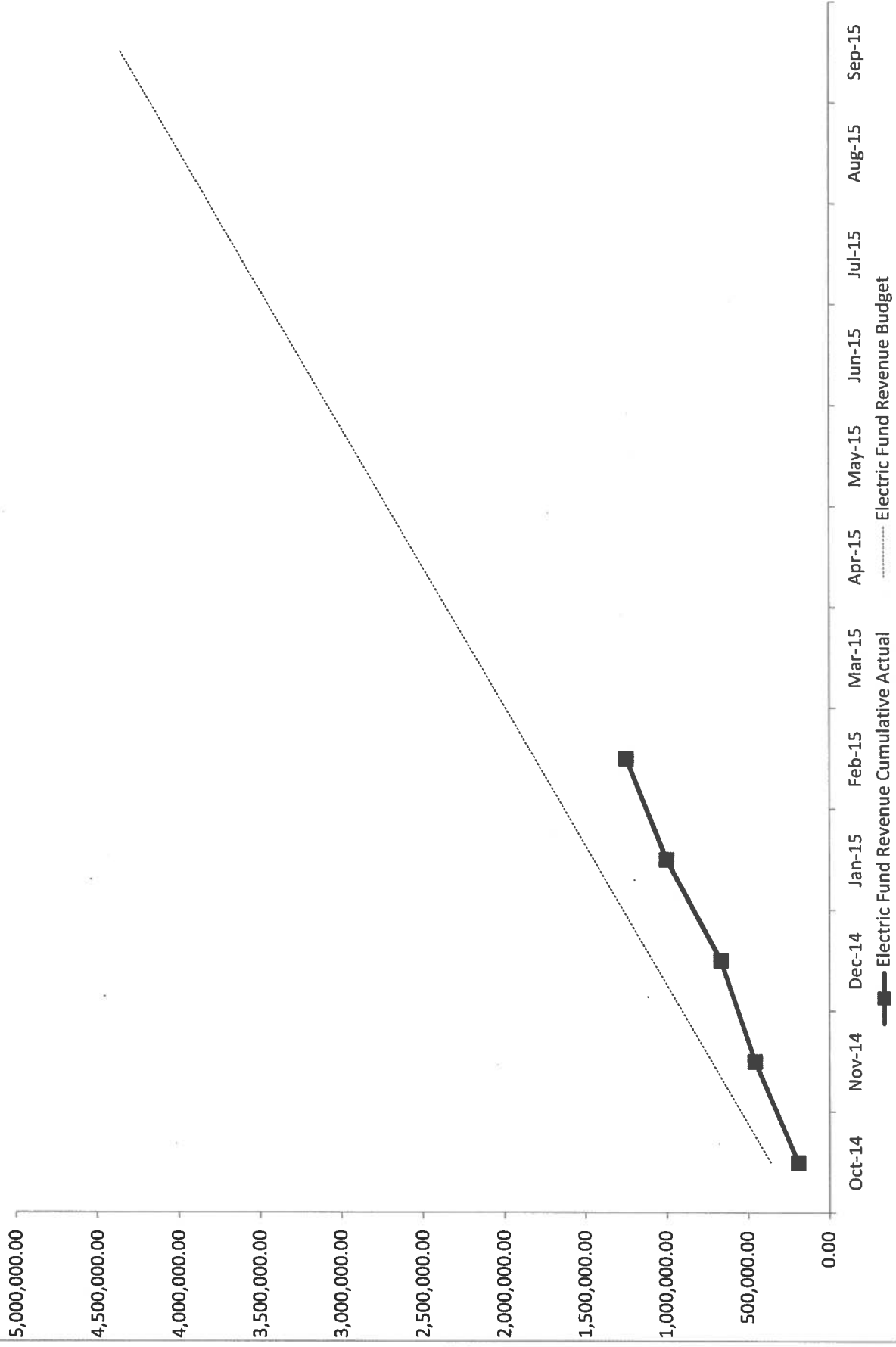
## 705-WASTEWATER

% OF YEAR COMPLETED: 41.67

REVENUES	CURRENT BUDGET	CURRENT PERIOD	YEAR TO DATE ACTUAL	TOTAL ENCUMBERED	BUDGET BALANCE	% YTD BUDGET
00-REVENUE						
705.00.5741.000 SEWER SALES	870,990	72,073.33	368,711.59	0.00	502,278.41	42.33
705.00.5743.000 FEES	0	0.00	0.00	0.00	0.00	0.00
705.00.5744.000 PENALTIES	16,880	1,123.82	6,929.49	0.00	9,950.51	41.05
705.00.5745.000 AGREEMENTS AND CONTRACTS	0	0.00	0.00	0.00	0.00	0.00
705.00.5746.000 IMPACT FEE	4,440	0.00	0.00	0.00	4,440.00	0.00
705.00.5753.000 SEWER TAP FEE	0	1,300.00	1,300.00	0.00 (	1,300.00)	0.00
705.00.5762.000 INTEREST EARNED	0	0.00	0.00	0.00	0.00	0.00
705.00.5767.000 OTHER REVENUE	0	0.00	0.00	0.00	0.00	0.00
705.00.5768.000 SEWER BACKUP SERVICES	0	0.00	0.00	0.00	0.00	0.00
705.00.5995.000 TRANSFER IN RESERVES	0	0.00	0.00	0.00	0.00	0.00
TOTAL 00-REVENUE	892,310	74,497.15	376,941.08	0.00	515,368.92	42.24
TOTAL REVENUE	892,310	74,497.15	376,941.08	0.00	515,368.92	42.24

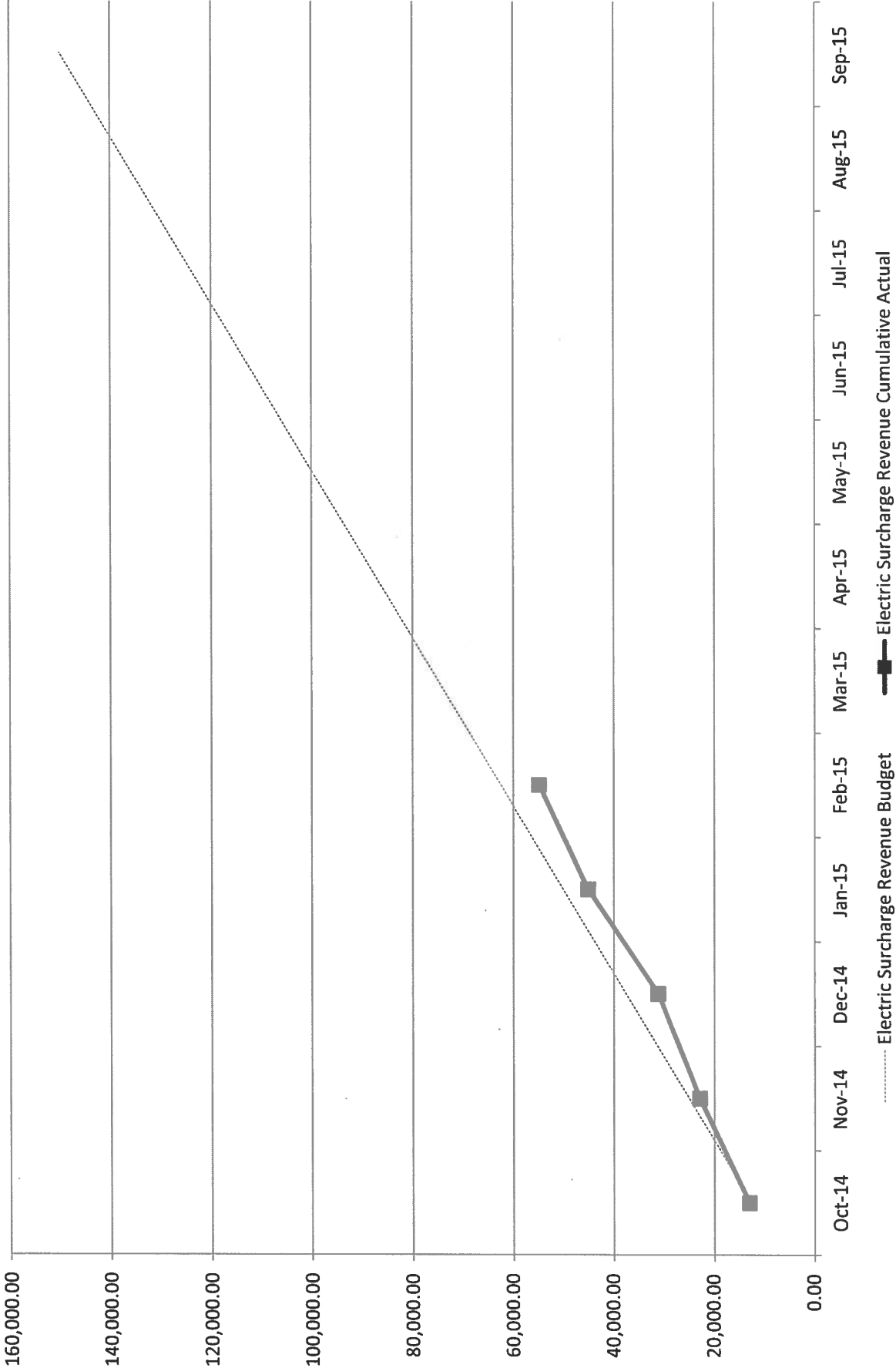
# Electric Fund Revenue Progress

Budget Year 10/2014 thru 9/2015



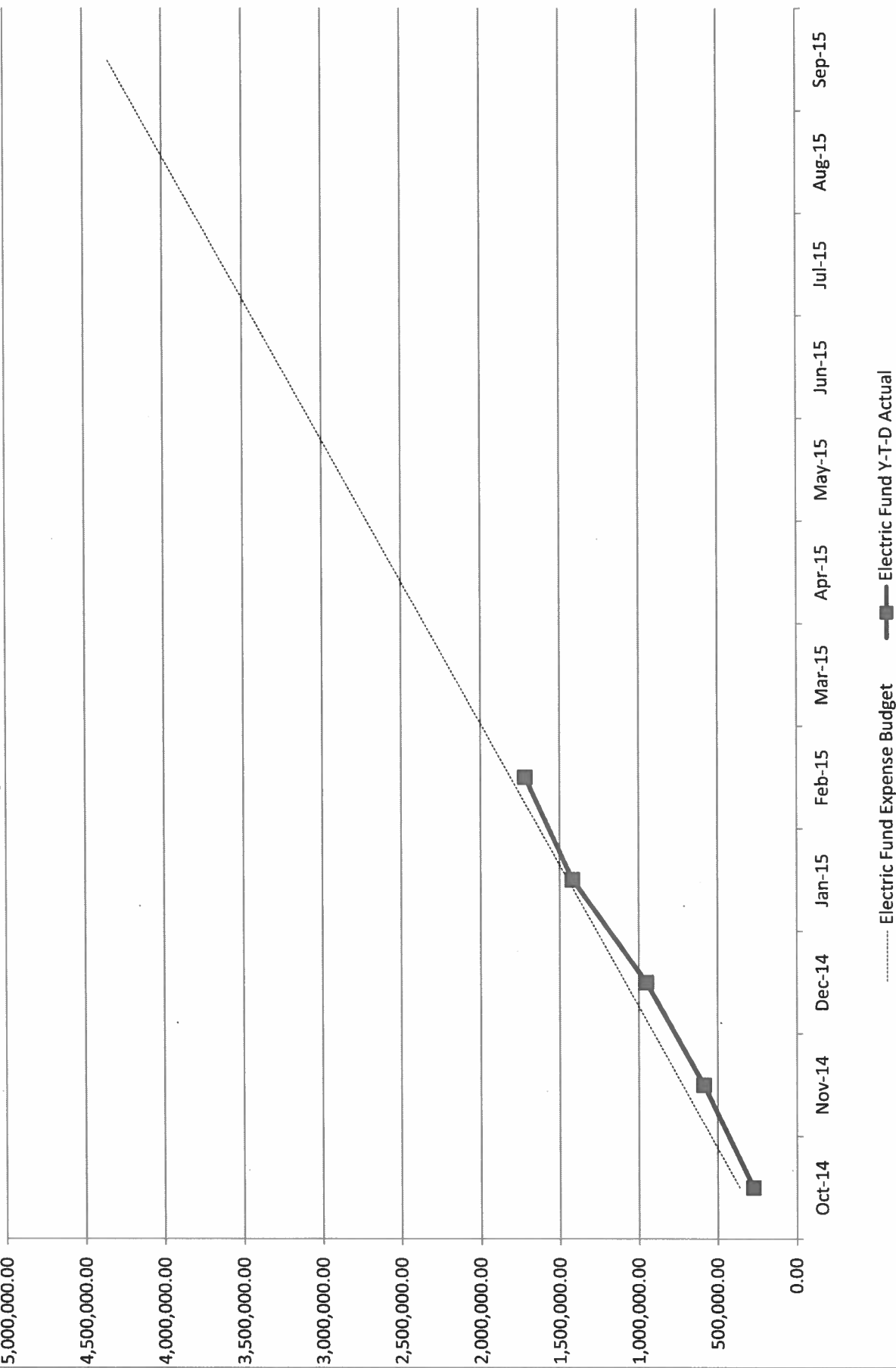
# Electric Fund Surcharge Revenue Progress

Budget Year 10/2014 thru 9/2015



# Electric Fund Expense

Budget Year 10/2014 thru 9/2014





CITY OF FARMERSVILLE  
REVENUE & EXPENSE REPORT (UNAUDITED)  
AS OF: FEBRUARY 28TH, 2015

715-ELECTRIC FUND  
FINANCIAL SUMMARY

% OF YEAR COMPLETED: 41.67

	CURRENT BUDGET	CURRENT PERIOD	YEAR TO DATE ACTUAL	TOTAL ENCUMBERED	BUDGET BALANCE	% YTD BUDGET
<u>REVENUE SUMMARY</u>						
00-REVENUE	4,347,171	254,343.77	1,301,079.51	0.00	3,046,091.49	29.93
TOTAL REVENUES	4,347,171	254,343.77	1,301,079.51	0.00	3,046,091.49	29.93
<u>EXPENDITURE SUMMARY</u>						
12-ADMINISTRATION						
PERSONNEL SERVICES	92,130	4,191.58	18,621.91	0.00	73,508.09	20.21
TOTAL 12-ADMINISTRATION	92,130	4,191.58	18,621.91	0.00	73,508.09	20.21
37-ELECTRIC DEPT.						
PERSONNEL SERVICES	377,689	29,319.05	147,600.17	0.00	230,088.83	39.08
CONTRACTS & PROF. SVCS	77,800	2,809.39	19,863.44	1.00	57,935.56	25.53
MISCELLANEOUS	144,500	4,398.20	46,580.39	354.44	97,565.17	32.48
MAINTENANCE	21,150	1,332.24	4,612.32	0.00	16,537.68	21.81
UTILITIES	3,840	703.11	3,132.38	0.00	707.62	81.57
SUPPLIES	2,038,682	148,362.63	683,017.39	0.00	1,355,664.61	33.50
MISCELLANEOUS	12,000	1,523.44	2,905.89	0.00	9,094.11	24.22
DEBT SERVICE	127,091	0.00	123,737.50	0.00	3,353.50	97.36
CAPITAL EXPENDITURES	551,635	23,438.09	250,994.48	55,340.48	245,300.04	55.53
TRANSFERS	1,017,750	83,562.50	417,812.50	0.00	599,937.50	41.05
TOTAL 37-ELECTRIC DEPT.	4,372,137	295,448.65	1,700,256.46	55,695.92	2,616,184.62	40.16
<u>TOTAL EXPENDITURES</u>						
TOTAL EXPENDITURES	4,464,267	299,640.23	1,718,878.37	55,695.92	2,689,692.71	39.75
REVENUE OVER/ (UNDER) EXPENDITURES	( 117,096) (	45,296.46) (	417,798.86) (	55,695.92) (	356,398.78	404.36

CITY OF FARMERSVILLE  
REVENUE & EXPENSE REPORT (UNAUDITED)  
AS OF: FEBRUARY 28TH, 2015

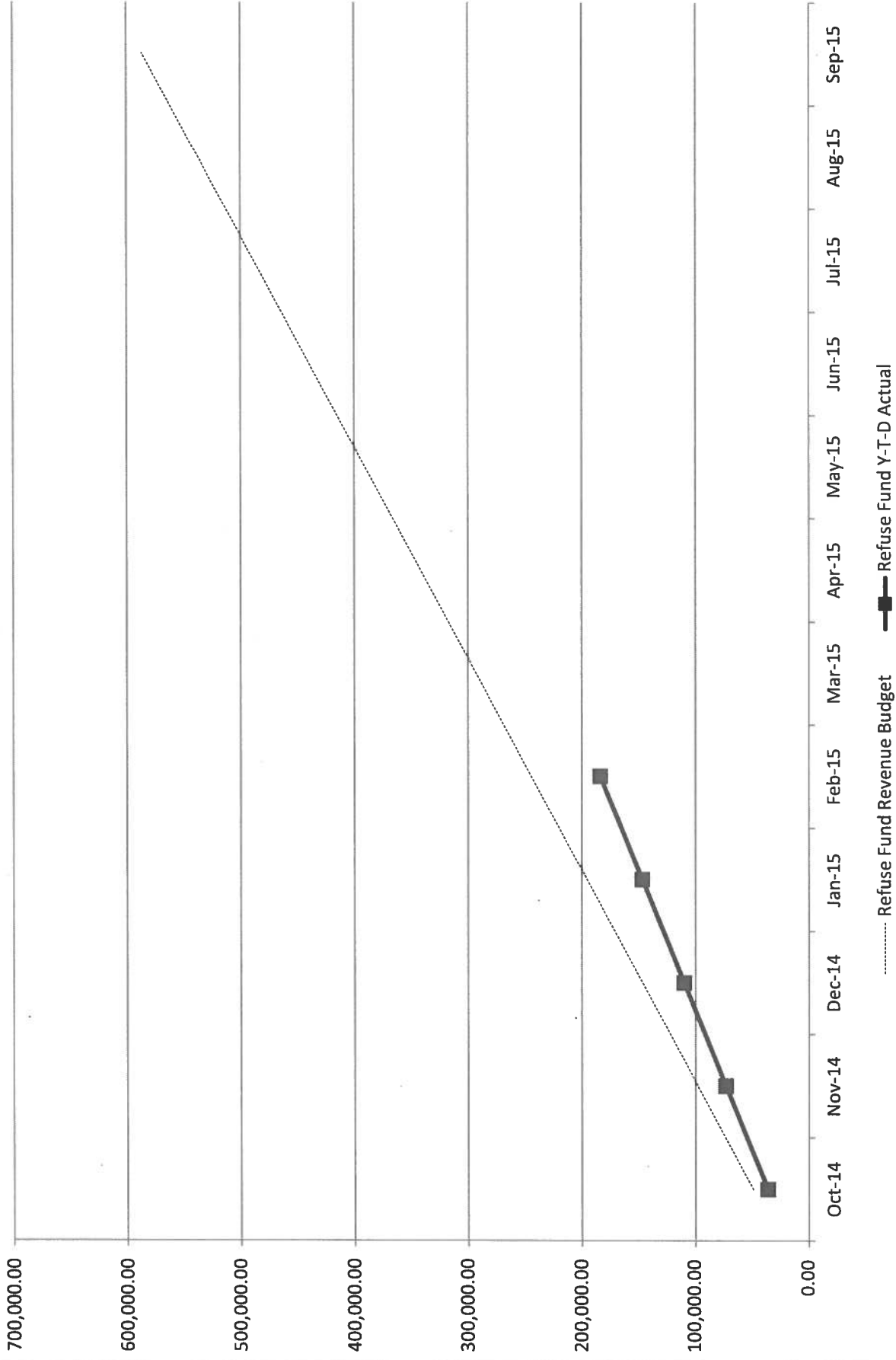
## 715-ELECTRIC FUND

% OF YEAR COMPLETED: 41.67

REVENUES	CURRENT BUDGET	CURRENT PERIOD	YEAR TO DATE ACTUAL	TOTAL ENCUMBERED	BUDGET BALANCE	% YTD BUDGET
00-REVENUE						
715.00.5743.000 FEES	3,000	840.00	3,057.50	0.00 (	57.50)	101.92
715.00.5744.000 PENALTIES	15,000	4,805.41	22,797.04	0.00 (	7,797.04)	151.98
715.00.5745.000 AGREEMENTS AND CONTRACTS	0	0.00 (	126,339.00)	0.00	126,339.00	0.00
715.00.5751.000 ELECTRICITY SALES	3,574,921	219,509.21	1,293,143.23	0.00	2,281,777.77	36.17
715.00.5755.000 SURCHARGE	150,000	9,785.24	54,886.51	0.00	95,113.49	36.59
715.00.5757.000 PCA (POWER COST ADJ)	324,000	19,393.84	33,157.85	0.00	290,842.15	10.23
715.00.5762.000 INTEREST	250	10.07	77.10	0.00	172.90	30.84
715.00.5767.000 OTHER REVENUE	0	0.00	20,299.28	0.00 (	20,299.28)	0.00
715.00.5799.000 4A SUPPORT	0	0.00	0.00	0.00	0.00	0.00
715.00.5995.000 TRANSFER IN ELEC NOTE	0	0.00	0.00	0.00	0.00	0.00
715.00.5998.000 TRANSFER IN RESERVES	280,000	0.00	0.00	0.00	280,000.00	0.00
TOTAL 00-REVENUE	4,347,171	254,343.77	1,301,079.51	0.00	3,046,091.49	29.93
TOTAL REVENUE	4,347,171	254,343.77	1,301,079.51	0.00	3,046,091.49	29.93

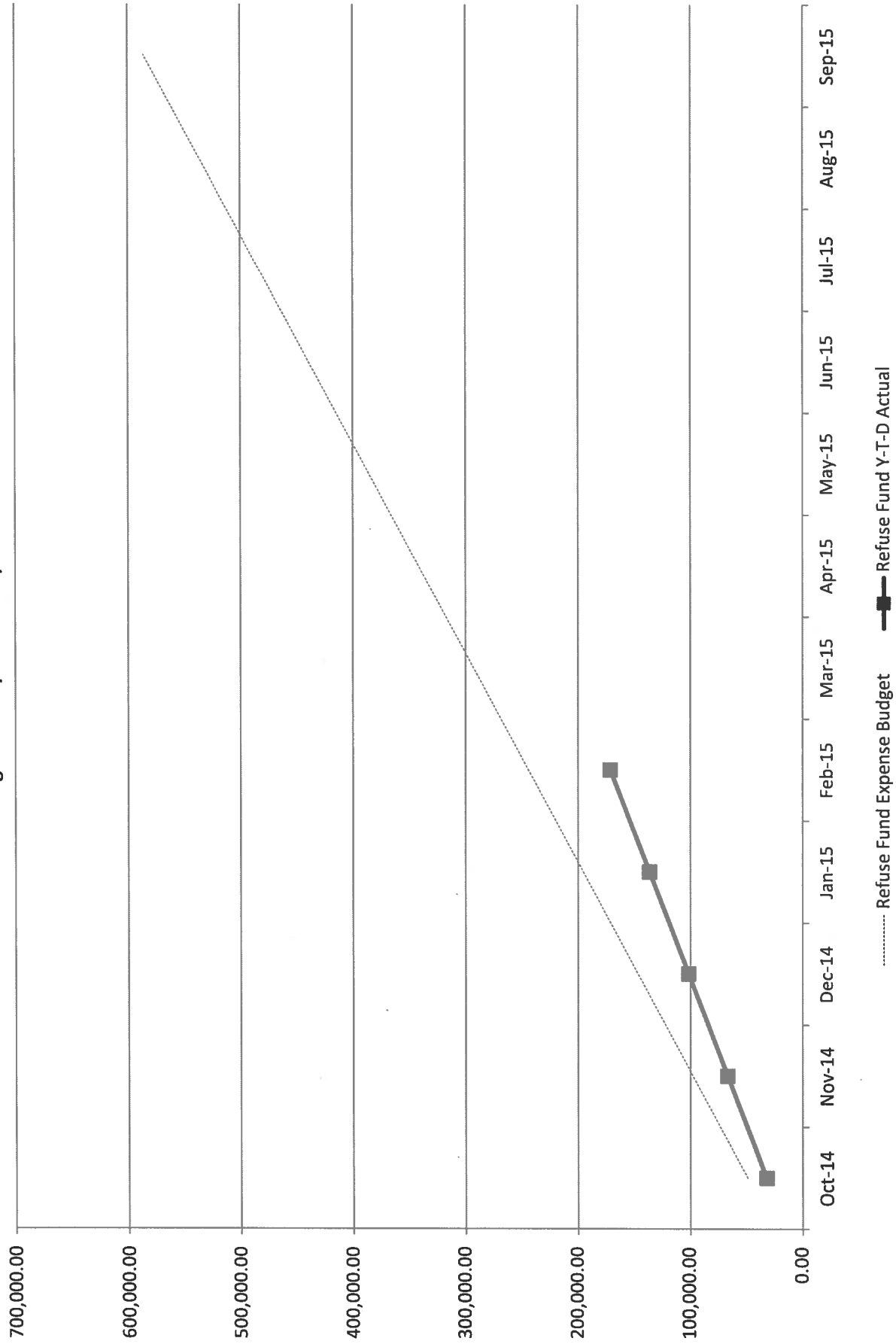
# Refuse Fund Revenue Progress

Budget Year 10/2014 thru 9/2015



# Refuse Fund Expense

Budget Year 10/2014 thru 9/2015



CITY OF FARMERSVILLE  
REVENUE & EXPENSE REPORT (UNAUDITED)  
AS OF: FEBRUARY 28TH, 2015

720-REFUSE FUND  
FINANCIAL SUMMARY

% OF YEAR COMPLETED: 41.67

CURRENT BUDGET	CURRENT PERIOD	YEAR TO DATE ACTUAL	TOTAL ENCUMBERED	BUDGET BALANCE	% YTD BUDGET
585,748	36,961.49	183,575.52	0.00	402,172.48	31.34
00-REVENUE					
585,748	36,961.49	183,575.52	0.00	402,172.48	31.34
TOTAL REVENUES					
<u>EXPENDITURE SUMMARY</u>					
32-REFUSE DEPT.					
PERSONNEL SERVICES	0	0.00	0.00	0.00	0.00
CONTRACTS & PROF. SVCS	467,620	28,482.19	138,902.94	328,717.06	29.70
MISCELLANEOUS	75,100	6,258.33	31,291.65	43,808.35	41.67
MAINTENANCE	0	0.00	0.00	0.00	0.00
UTILITIES	2,400	200.00	1,000.00	1,400.00	41.67
MISCELLANEOUS	5,000	0.00	0.00	5,000.00	0.00
CAPITAL EXPENDITURES	0	0.00	0.00	0.00	0.00
TRANSFERS	35,628	0.00	0.00	35,628.00	0.00
TOTAL 32-REFUSE DEPT.	585,748	34,940.52	171,194.59	414,553.41	29.23
35-WATER DEPT.					
SUPPLIES	0	0.00	0.00	0.00	0.00
TOTAL 35-WATER DEPT.	0	0.00	0.00	0.00	0.00

## TOTAL EXPENDITURES

585,748

34,940.52

171,194.59

414,553.41

29.23

## REVENUE OVER/(UNDER) EXPENDITURES

0

2,020.97

12,380.93

0.00 ( 12,380.93)

0.00

CITY OF FARMERSVILLE  
REVENUE & EXPENSE REPORT (UNAUDITED)  
AS OF: FEBRUARY 28TH, 2015

## 720-REFUSE FUND

% OF YEAR COMPLETED: 41.67

REVENUES	CURRENT BUDGET	CURRENT PERIOD	YEAR TO DATE ACTUAL	TOTAL ENCUMBERED	BUDGET BALANCE	% YTD BUDGET
00-REVENUE						
720.00.5743.000 FEES	0	0.00	0.00	0.00	0.00	0.00
720.00.5744.000 PENALTIES	7,500	413.76	2,660.40	0.00	4,839.60	35.47
720.00.5745.000 AGREEMENTS AND CONTRACTS	0	0.00	0.00	0.00	0.00	0.00
720.00.5751.000 RESIDENTIAL TRASH COLL	273,900	21,189.86	105,770.69	0.00	168,129.31	38.62
720.00.5752.000 COMMERCIAL TRASH COLLECT	291,453	15,336.08	74,953.53	0.00	216,499.47	25.72
720.00.5755.000 RECYCLE	4,970	17.50	86.10	0.00	4,883.90	1.73
720.00.5762.000 INTEREST EARNED	125	4.29	19.80	0.00	105.20	15.84
720.00.5767.000 OTHER REVENUE	0	0.00	0.00	0.00	0.00	0.00
720.00.5768.000 BRUSH AND CHIPPING AND P	0	0.00	85.00	0.00 (	85.00)	0.00
720.00.5770.000 HHW	7,800	0.00	0.00	0.00	7,800.00	0.00
TOTAL 00-REVENUE	585,748	36,961.49	183,575.52	0.00	402,172.48	31.34

TOTAL REVENUE	585,748	36,961.49	183,575.52	0.00	402,172.48	31.34
---------------	---------	-----------	------------	------	------------	-------



TO: Mayor and Councilmembers  
FROM: City Manager Ben White  
DATE: March 24, 2015  
SUBJECT: Receive audit report for Fiscal Year 2013-2014

- Robert Lake with Rutherford, Taylor & Company will be presenting the audit.

**ACTION: Receive the audit as presented.**



TO: Mayor and Councilmembers  
FROM: City Manager Ben White  
DATE: March 24, 2015  
SUBJECT: Consider, discuss and act upon renewing the contract with Time Warner for communication services

- The City has been under contract with Time Warner since May 2012.
- The renewing contract is attached for review.
- Staff recommends renewing contract with Time Warner.

**ACTION: Approve or disapprove the contract renewal as presented.**



Account Executive: Tekla Kurek  
 Phone: (469) 464-4905 ext:  
 Cell Phone: (214) 869-8639  
 Fax: (704) 945-5976  
 Email: tekla.kurek@twcable.com

**Order # 5528085**

<b>Customer Information: Customer Code</b> 2468		
<b>Customer Information: Customer Code</b> 2468		
<b>Business Name</b>	City of Farmersville	<b>Customer Type:</b> New Customer
<b>Federal Tax ID</b>	<b>Tax Exempt Status</b>	<b>Tax Exempt Certificate #</b>
*****0524	Federal;State;Local	
<b>Billing Address</b>		
<b>Attention To:</b>		<b>Account Number</b>
205 S Main St Farmersville TX 75442		8260130180109020
<b>Billing Contact</b>	<b>Billing Contact Phone</b>	<b>Billing Contact Email Address</b>
Edie Sims	(972) 782-6151	e.sims@ci.farmersville.tx.us
<b>Authorized Contact</b>		
<b>Authorized Contact</b>	<b>Authorized Contact Phone</b>	<b>Authorized Contact Email Address</b>
Ben White	(972) 782-6151	b.white@ci.farmersville.tx.us
<b>Technical Contact</b>		
<b>Technical Contact</b>	<b>Technical Contact Phone</b>	<b>Technical Contact Email Address</b>
Tony Linton		tlcne65@gmail.com
<b>Business Class Phone Service Order Information</b> 205 S Main St Farmersville TX 75442		
<b>Current LEC</b>	<b>LEC BTN</b>	<b>Porting Required</b>
Time Warner Cable		No
<b>Business Class Phone Service Order Information</b> 134 N Washington St Farmersville TX 75442		
<b>Current LEC</b>	<b>LEC BTN</b>	<b>Porting Required</b>
Time Warner Cable		No
<b>Business Class Phone Service Order Information</b> 203 Orange Ave Farmersville TX 75442		
<b>Current LEC</b>	<b>LEC BTN</b>	<b>Porting Required</b>
Time Warner Cable		No
<b>Business Class Phone Service Order Information</b> 201 S Main St Farmersville TX 75442		
<b>Current LEC</b>	<b>LEC BTN</b>	<b>Porting Required</b>

**Business Class Phone Line Information For 134 N Washington St Farmersville TX 75442**

Product Line & Type	Number & Caller ID Display	Porting	HG	Hunt Group Type	SEQ	VM	SVM#	GVM#	AA	BGF	Call ID Priv	MP	Global Calling Plan	E-911 Location	Directory Listing YPHV & Listing Details
Phone BCP Unlimited Local & LD BTN	(972) 782-6093 CITY OF FARMERS	TWC Owned				No			No		No		No	BLDG134	secure City of Farmersville 134 N Washington St Farmersville TX
Phone BCP Unlimited Local & LD WTN	(972) 782-6141 CITY OF FARMERS	TWC Owned	A	Seque ntial	1	No			No		No		No	BLDG134	City of Farmersville
Phone BCP Unlimited Local & LD WTN	(972) 782-6142 CITY OF FARMERS	TWC Owned	A	Seque ntial	2	No			No		No		No	BLDG134	City of Farmersville
Fax BCP Unlimited Local & LD WTN	(972) 782-7693 CITY OF FARMERS	TWC Owned				No			No		No		No	BLDG134	City of Farmersville
Phone BCP Unlimited Local & LD WTN	(972) 784-7360 CITY OF FARMERS	TWC Owned				No			No		No		No	BLDG134	secure City of Farmersville 134 N Washington St Farmersville TX

**Product Line & Type:** (BTN) Billing Telephone Number, (WTN) Working Telephone Number

**Features:** (HG) Hunt Group, (SEQ) Hunt Group Sequence, (VM) Voice Mail, (SVM#) Shared Voice Mail, (GVM#) Group Voice Mail, (AA) Auto Attendant, (BGF) Business Group Feature Package, (MP) Mobility Package

**Outbound Call Block\*:** (900) 900 Numbers, (INT) International, (900INT) 900 and International, (ACB) All Charges Blocked: 411, 900.976.INTL, OS/DA, (OBR) Outbound Restricted: Allows only 611 and 911

**Inbound Call Block\*:** (COL) Collect, (TP) Third Party, (CTP) Collect and Third Party, (IBR) Inbound Restricted

\*Customer's election of call blocking can minimize potential exposure to fraud or unnecessary charges.

**Dir Listing:** (YPHV) Yellow Page Heading Verbiage

**Business Class Phone Line Information For 205 S Main St Farmersville TX 75442**

Product Line & Type	Number & Caller ID Display	Porting	HG	Hunt Group Type	SEQ	VM	SVM#	GVM#	AA	BGF	Call ID Priv	MP	Global Calling Plan	E-911 Location	Directory Listing YPHV & Listing Details
Phone BCP Unlimited Local & LD WTN	(972) 782-6151 CITY OF FARMERS	TWC Owned				No			No		No		No	BLDG205	City of Farmersville
Phone BCP Unlimited Local & LD WTN	(972) 782-6152 CITY OF FARMERS	TWC Owned				No			No		No		No	BLDG205	City of Farmersville

Fax BCP Unlimited Local & LD WTN	(972) 782-6604 CITY OF FARMERS	TWC Owned				No			No		No		No	BLDG205	City of Farmersville
Phone BCP Unlimited Local & LD WTN	(972) 782-7458 CITY OF FARMERS	TWC Owned				No			No		No		No	BLDG205	City of Farmersville
Phone BCP Unlimited Local & LD WTN	(972) 782-8848 CITY OF FARMERS	TWC Owned				No			No		No		No	BLDG205	City of Farmersville
Phone BCP Unlimited Local & LD BTN	(972) 784-6093 CITY OF FARMERS	TWC Owned				No			No		No		No	BLDG205	secure City of Farmersville 205 S Main St Farmersville TX
Phone BCP Local WTN	(972) 784-6846 CITY OF FARMERS	TWC Owned				No			No		No		No	BLDG205	City of Farmersville
Phone BCP Unlimited Local & LD WTN	(972) 784-7286 CITY OF FARMERS	TWC Owned				No			No		No		No	BLDG205	secure City of Farmersville 205 S Main St Farmersville TX
<b>Product Line &amp; Type:</b> (BTN) Billing Telephone Number, (WTN) Working Telephone Number <b>Features:</b> (HG) Hunt Group, (SEQ) Hunt Group Sequence, (VM) Voice Mail, (SVM#) Shared Voice Mail, (GVM#) Group Voice Mail, (AA) Auto Attendant, (BGF) Business Group Feature Package, (MP) Mobility Package <b>Outbound Call Block*:</b> (900) 900 Numbers, (INT) International, (900INT) 900 and International, (ACB) All Charges Blocked: 411, 900.976.INTL, OS/DA, (OBR) Outbound Restricted: Allows only 611 and 911 <b>Inbound Call Block*:</b> (COL) Collect, (TP) Third Party, (CTP) Collect and Third Party, (IBR) Inbound Restricted *Customer's election of call blocking can minimize potential exposure to fraud or unnecessary charges. <b>Dir Listing:</b> (YPHV) Yellow Page Heading Verbiage															

### Business Class Phone Line Information For 201 S Main St Farmersville TX 75442

Product Line & Type	Number & Caller ID Display	Porting	HG	Hunt Group Type	SEQ	VM	SVM#	GVM#	AA	BGF	Call ID Priv	MP	Global Calling Plan	E-911 Location	Directory Listing YPHV & Listing Details
BCP Unlimited Local & LD	(972) 782-6603 CITY OF FARMERS					No					No		No	BLDGN/A STEN/A FLN/A	City of Farmersville
<b>Product Line &amp; Type:</b> (BTN) Billing Telephone Number, (WTN) Working Telephone Number <b>Features:</b> (HG) Hunt Group, (SEQ) Hunt Group Sequence, (VM) Voice Mail, (SVM#) Shared Voice Mail, (GVM#) Group Voice Mail, (AA) Auto Attendant, (BGF) Business Group Feature Package, (MP) Mobility Package <b>Outbound Call Block*:</b> (900) 900 Numbers, (INT) International, (900INT) 900 and International, (ACB) All Charges Blocked: 411, 900.976.INTL, OS/DA, (OBR) Outbound Restricted: Allows only 611 and 911 <b>Inbound Call Block*:</b> (COL) Collect, (TP) Third Party, (CTP) Collect and Third Party, (IBR) Inbound Restricted *Customer's election of call blocking can minimize potential exposure to fraud or unnecessary charges. <b>Dir Listing:</b> (YPHV) Yellow Page Heading Verbiage															

### Business Class Phone Line Information For 203 Orange Ave Farmersville TX 75442

Product Line & Type	Number & Caller ID Display	Porting	HG	Hunt Group Type	SEQ	VM	SVM#	GVM#	AA	BGF	Call ID Priv	MP	Global Calling Plan	E-911 Location	Directory Listing YPHV & Listing Details
Phone BCP Unlimited Local & LD BTN	(972) 782-6681 CITY OF FARMERS	TWC Owned				No			No		No		No	BLDG203	City of Farmersville
Fax BCP Local WTN	(972) 782-7608 CITY OF FARMERS	TWC Owned				No			No		No		No	BLDG203	City of Farmersville

**Product Line & Type:** (BTN) Billing Telephone Number, (WTN) Working Telephone Number  
**Features:** (HG) Hunt Group, (SEQ) Hunt Group Sequence, (VM) Voice Mail, (SVM#) Shared Voice Mail, (GVM#) Group Voice Mail, (AA) Auto Attendant, (BGF) Business Group Feature Package, (MP) Mobility Package  
**Outbound Call Block\*:** (900) 900 Numbers, (INT) International, (900INT) 900 and International, (ACB) All Charges Blocked: 411, 900.976.INTL, OS/DA, (OBR) Outbound Restricted: Allows only 611 and 911  
**Inbound Call Block\*:** (COL) Collect, (TP) Third Party, (CTP) Collect and Third Party, (IBR) Inbound Restricted  
 \*Customer's election of call blocking can minimize potential exposure to fraud or unnecessary charges.  
**Dir Listing:** (YPHV) Yellow Page Heading Verbiage

TWC Business Class offers inbound and outbound blocking options to help protect your account from unauthorized use. TWC recommends the use of International Blocking for all customers who do not make international calls. The table below summarizes the options selected for your order. If you have any questions or would like to change the blocking options, please contact your TWC Account Representative.

#### Call Blocking Options for: 134 N Washington St Farmersville TX 75442

Phone Number	Inbound Call Blocks	Outbound Call Blocks
(972) 782-6093	Collect and Third Party (CTP)	INT and 900
(972) 782-6141	Collect and Third Party (CTP)	INT and 900
(972) 782-6142	Collect and Third Party (CTP)	INT and 900
(972) 782-7693	Collect and Third Party (CTP)	INT and 900
(972) 784-7360	Collect and Third Party (CTP)	INT and 900

TWC Business Class offers inbound and outbound blocking options to help protect your account from unauthorized use. TWC recommends the use of International Blocking for all customers who do not make international calls. The table below summarizes the options selected for your order. If you have any questions or would like to change the blocking options, please contact your TWC Account Representative.

#### Call Blocking Options for: 205 S Main St Farmersville TX 75442

Phone Number	Inbound Call Blocks	Outbound Call Blocks
--------------	---------------------	----------------------

(972) 782-6151	Collect and Third Party (CTP)	INT and 900
(972) 782-6152	Collect and Third Party (CTP)	INT and 900
(972) 782-6604	Collect and Third Party (CTP)	INT and 900
(972) 782-7458	Collect and Third Party (CTP)	INT and 900
(972) 782-8848	Collect and Third Party (CTP)	INT and 900
(972) 784-6093	Collect and Third Party (CTP)	INT and 900
(972) 784-6846	Collect and Third Party (CTP)	INT and 900
(972) 784-7286	Collect and Third Party (CTP)	INT and 900

TWC Business Class offers inbound and outbound blocking options to help protect your account from unauthorized use. TWC recommends the use of International Blocking for all customers who do not make international calls. The table below summarizes the options selected for your order. If you have any questions or would like to change the blocking options, please contact your TWC Account Representative.

**Call Blocking Options for: 201 S Main St Farmersville TX 75442**

Phone Number	Inbound Call Blocks	Outbound Call Blocks
(972) 782-6603	Collect and Third Party (CTP)	

TWC Business Class offers inbound and outbound blocking options to help protect your account from unauthorized use. TWC recommends the use of International Blocking for all customers who do not make international calls. The table below summarizes the options selected for your order. If you have any questions or would like to change the blocking options, please contact your TWC Account Representative.

**Call Blocking Options for: 203 Orange Ave Farmersville TX 75442**

Phone Number	Inbound Call Blocks	Outbound Call Blocks
(972) 782-6681	Collect and Third Party (CTP)	INT and 900
(972) 782-7608	Collect and Third Party (CTP)	INT and 900

**Intercept Message Information For: 134 N Washington St Farmersville TX 75442**

Phone Number	Referral Number	Interval	Start Date
(972) 782-6093			
(972) 782-6141			

(972) 782-6142			
(972) 782-7693			
(972) 784-7360			

**Intercept Message Information For: 205 S Main St Farmersville TX 75442**

Phone Number	Referral Number	Interval	Start Date
(972) 782-6151			
(972) 782-6152			
(972) 782-6604			
(972) 782-7458			
(972) 782-8848			
(972) 784-6093			
(972) 784-6846			
(972) 784-7286			

**Intercept Message Information For: 201 S Main St Farmersville TX 75442**

Phone Number	Referral Number	Interval	Start Date
(972) 782-6603			

**Intercept Message Information For: 203 Orange Ave Farmersville TX 75442**

Phone Number	Referral Number	Interval	Start Date
(972) 782-6681			
(972) 782-7608			

**Custom Ring For: 134 N Washington St Farmersville TX 75442**

Number	Custom Ring #1	Directory Listing #1	Custom Ring #2	Directory Listing #2	Custom Ring #3	Directory Listing #3	Custom Ring #4	Directory Listing #4
(972)								

782-6093								
(972) 782-6141								
(972) 782-6142								
(972) 782-7693								
(972) 784-7360								

**Custom Ring For: 205 S Main St Farmersville TX 75442**

Number	Custom Ring #1	Directory Listing #1	Custom Ring #2	Directory Listing #2	Custom Ring #3	Directory Listing #3	Custom Ring #4	Directory Listing #4
(972) 782-6151								
(972) 782-6152								
(972) 782-6604								
(972) 782-7458								
(972) 782-8848								
(972) 784-6093								
(972) 784-6846								
(972) 784-7286								

**Custom Ring For: 201 S Main St Farmersville TX 75442**

Number	Custom Ring #1	Directory Listing #1	Custom Ring #2	Directory Listing #2	Custom Ring #3	Directory Listing #3	Custom Ring #4	Directory Listing #4
(972) 782-6603								

**Custom Ring For: 203 Orange Ave Farmersville TX 75442**

Number	Custom Ring #1	Directory Listing #1	Custom Ring #2	Directory Listing #2	Custom Ring #3	Directory Listing #3	Custom Ring #4	Directory Listing #4
(972) 782-6681								
(972) 782-7608								

**Internet and Video Order Information For 205 S Main St Farmersville TX 75442**
**Service Type**

High Speed Internet (HSD)

**Internet and Video Order Information For 203 Orange Ave Farmersville TX 75442**
**Service Type**

High Speed Internet (HSD)

**Internet and Video Order Information For 134 N Washington St Farmersville TX 75442**
**Service Type**

High Speed Internet (HSD)

**Internet and Video Order Information For 302 S Johnson St Farmersville TX 75442**
**Service Type**

High Speed Internet (HSD)

**New and Revised Services and Monthly Charges At 134 N Washington St , Farmersville TX 75442**

Description	Quantity	Sales Price	Monthly Recurring Total	Contract Term
5 Static IP	1	\$10.00	\$10.00	36 Months
BCP Unlimited Local Service	1	\$24.95	\$24.95	36 Months
Bcplcl L6	1	\$24.95	\$24.95	36 Months
Promo - 35M x 5M	1	\$70.00	\$70.00	36 Months
Promo - BCP Unlimited Nationwide	1	\$29.99	\$29.99	36 Months
Promo - BCP Unlimited Nationwide	2	\$29.99	\$59.98	36 Months
<b>*Total</b>			<b>\$219.87</b>	

\*Prices do not include taxes and fees.

**New and Revised Services and Monthly Charges At 203 Orange Ave , Farmersville TX 75442**

Description	Quantity	Sales Price	Monthly Recurring Total	Contract Term
5 Static IP	1	\$10.00	\$10.00	36 Months
BCP Unlimited Local Service	1	\$24.95	\$24.95	36 Months
Promo - 35M x 5M	1	\$70.00	\$70.00	36 Months
Promo - BCP Unlimited Nationwide	1	\$29.99	\$29.99	36 Months
<b>*Total</b>			<b>\$134.94</b>	

\*Prices do not include taxes and fees.



**New and Revised Services and Monthly Charges At 302 S Johnson St , Farmersville TX 75442**

Description	Quantity	Sales Price	Monthly Recurring Total	Contract Term
5 Static IP	1	\$10.00	\$10.00	36 Months
BUSINESS CLASS PHONE	1	\$24.95	\$24.95	36 Months
Promo - 15M x 2M	1	\$60.00	\$60.00	36 Months
<b>*Total</b>			<b>\$94.95</b>	
*Prices do not include taxes and fees.				

**New and Revised Services and Monthly Charges At 205 S Main St , Farmersville TX 75442**

Description	Quantity	Sales Price	Monthly Recurring Total	Contract Term
5 Statip	1	\$10.00	\$10.00	36 Months
BCP Unlimited Local Service	1	\$24.95	\$24.95	36 Months
BCP Unlimited Local Service	2	\$24.95	\$49.90	36 Months
Promo - 35M x 5M	1	\$70.00	\$70.00	36 Months
Promo - BCP Unlimited Nationwide	4	\$29.99	\$119.96	36 Months
<b>*Total</b>			<b>\$274.81</b>	
*Prices do not include taxes and fees.				

**New and Revised Services and Monthly Charges At 201 S Main St , Farmersville TX 75442**

Description	Quantity	Sales Price	Monthly Recurring Total	Contract Term
BUSINESS CLASS PHONE	1	\$24.95	\$24.95	36 Months
Promo - BCP Unlimited Nationwide	1	\$29.99	\$29.99	36 Months
<b>*Total</b>			<b>\$54.94</b>	
*Prices do not include taxes and fees.				

**Special Terms****Electronic Signature Disclosure**

By signing and accepting below you are acknowledging that you have read and agree to the terms and conditions outlined in this document.

---

**Authorized Signature for Time Warner Cable Enterprises LLC**

---

**Printed Name and Title**

---

**Date Signed**

---

**Authorized Signature for Customer**

---

**Printed Name and Title**

---

**Date Signed**

## Service Agreement



This Time Warner Cable Business Class Service Agreement ("**Service Agreement**") in addition to the Time Warner Cable Business Class Terms and Conditions ("**Terms and Conditions**") and any Time Warner Cable Business Class Service Orders (each, a "**Service Order**"), constitute the **Master Agreement** by and between customer identified below ("**Customer**") and Time Warner Cable ("**TWC**" or "**Operator**") and is effective as of the date last signed below.

Time Warner Cable Information				
Street:		Contact:		
City:		Telephone:		
State:		Facsimile:		
Zip Code:				
Customer Information				
Customer Name (Exact Legal Name):			Federal ID No:	
Billing Address:	Suite:	City:	State:	Zip Code:
Billing Contact Name:	Phone:		E-mail:	
Authorized Contact Name:	Phone:		E-mail:	

## Agreement

THIS SERVICE AGREEMENT HEREBY INCORPORATES BY REFERENCE THE TERMS AND CONDITIONS (AVAILABLE AT [WWW.TWCBC.COM/LEGAL](http://WWW.TWCBC.COM/LEGAL)), A COPY OF WHICH WILL BE PROVIDED TO CUSTOMER UPON REQUEST. BY EXECUTING THIS SERVICE AGREEMENT BELOW, CUSTOMER ACKNOWLEDGES THAT: (1) CUSTOMER ACCEPTS AND AGREES TO BE BOUND BY THE TERMS AND CONDITIONS, INCLUDING SECTION 21 THEREOF, WHICH PROVIDES THAT THE PARTIES DESIRE TO RESOLVE DISPUTES RELATING TO THE TIME WARNER CABLE BUSINESS CLASS SERVICES AGREEMENT THROUGH ARBITRATION; AND (2) BY AGREEING TO ARBITRATION, CUSTOMER IS GIVING UP VARIOUS RIGHTS, INCLUDING THE RIGHT TO TRIAL BY JURY.

By signing and accepting below you are acknowledging that you have read and agree to the terms and conditions outlined in this document.

### Electronic Signature Disclosure

Authorized Signature for	Authorized Signature for Customer
By:	By:
Name (printed):	Name (printed):
Title:	Title:
Date:	Date:



## **Business Class Phone & Business Class Trunk Service Notice and Acknowledgement Regarding E911**

Customer understands and acknowledges that the Time Warner Cable Business Class Phone & Business Class Trunk (SIP or PRI) voice-enabled customer premise equipment is electrically powered and, in the event of a power outage or Time Warner Cable network failure, Enhanced 9-1-1 ("E911") services may not be available.

The Time Warner Cable Business Class Services Agreement prohibits moving your Time Warner Cable voice-enabled customer premise equipment to a new service address. Customer understands and acknowledges that if this equipment is moved to another location, E911 services may not operate properly and emergency operators may be unable to accurately identify the caller's address in an emergency. The E911 location specified on the Time Warner Cable Business Class Service Order will be provided to emergency operators for emergency calls made from the telephone numbers associated with this Service Order. To move your service to another location, you must call Time Warner Cable.

Customer agrees to specifically advise every end user of the Time Warner Cable Business Class Phone or Trunk service, prominently and using the language provided above, of the circumstances under which E911 service may not be available through Time Warner Cable Business Class Phone or Trunk service and to distribute Safety Stickers, to be supplied by Time Warner Cable, to all end users of the Time Warner Cable Business Class Phone or Trunk service and instruct each end user to place a Safety Sticker on or near any telephone or other equipment used in conjunction with the service.

Customer must ensure that all alarm, security, medical and/or other monitoring systems and services are tested to validate proper operation after Business Class Phone or Trunk service is installed.

By signing my name below, I acknowledge that I have received and understand this Notice and Acknowledgement and agree to the obligations described above.

**X**

(Authorized Customer Signature)

(Date Signed)



**Business Class Phone  
Letter of Agency**

Company Name:  
Billing Address:

**By checking the following items, I designate Time Warner Cable to be the service provider for the telephone number(s) listed on the attached Service Order:**

I choose Time Warner Cable to provide local telephone service for the telephone number(s) listed on the attached Service Order.

I choose Time Warner Cable to provide domestic and international long distance service for the telephone number(s) listed on the attached Service Order.

**I am at least 18 years of age and I am authorized to designate the preferred provider for these services and telephone number(s). I understand that I may choose only one provider for each telephone service and number identified herein. By signing my name below, I acknowledge that I have read and understand these statements and authorize Time Warner Cable to act as my agent for these preferred carrier designations.**

**Electronic Signature Disclosure**

\_\_\_\_\_  
(Authorized Customer Signature)

\_\_\_\_\_  
(Date Signed)

\_\_\_\_\_  
(Printed Name)

\_\_\_\_\_  
(Title)

**Note:** To complete your order, you must confirm your selection of Time Warner Cable as your service provider by checking the boxes next to each statement. Should you have any questions, please call your Time Warner Cable Business Class account representative.

3/18/2015 3:03 PM

V E N D O R   R E P O R T

PAGE: 1

VENDOR SET: 11-AP VENDOR LIST

DETAIL

SEQUENCE: NUMERIC

VENDOR CLASS: ALL CLASSES

VENDOR

STATUS: ALL VENDORS

VENDOR NO. / SORT/REF/TIN/TEMPL STATUS	NAME/REMIT TO/SHIP TO	CLASS / PAYMENT METHOD	PHONE / CONTACT
--	-----------------------	---------------------------	-----------------

11-5034	TIME WARNER CABLE	N/A	BALANCE: 0.00	TIME
WARNER CAB	SINGLE CK: NO			
	P.O. BOX 60074	REGULAR		

TERMS:

ACTIVE	CITY OF INDUSTRY, CA 9171	YEAR	PURCHASES	DISCOUNTS
--------	---------------------------	------	-----------	-----------

NET: 0

LST ACT: 2/25/2015

2014-2015	6,214.55	0.00
-----------	----------	------

2013-2014	15,916.06	0.00
-----------	-----------	------

1099: Exempt

HOLD:

P.O. BOX 60074

2012-2013	15,522.21	0.00
-----------	-----------	------

IRS LEVY: NO

CITY OF INDUSTRY, CA 9171

W-9 RECEIVED: NO



TO: Mayor and Councilmembers

FROM: City Manager Ben White

DATE: March 24, 2015

SUBJECT: Consider, discuss and act upon a recommendation for an engineer from the Wastewater Treatment Engineer Evaluation Team

- City Manager Ben White will discuss this item.
- A contract will be forthcoming for Council to act upon

**ACTION: Council to accept or deny Evaluation Team's recommendation.**



TO: Mayor and Councilmembers

FROM: City Manager Ben White

DATE: March 24, 2015

SUBJECT: Consider, discuss and act upon Consider, discuss and act upon a recommendation for a planner from the JW Spain Athletic Park Planner Evaluation Team

- City Manager Ben White will discuss this item.
- A contract will be forthcoming for Council to act upon

**ACTION: Council to accept or deny Evaluation Team's recommendation.**





TO: Mayor and Councilmembers

FROM: City Manager Ben White

DATE: March 24, 2015

SUBJECT: Consider, discuss and act upon Consider, discuss and act upon a recommendation for a planner from the Towne Centre Planner Evaluation Team

- City Manager Ben White will discuss this item.
- A contract will be forthcoming for Council to act upon

**ACTION: Council to accept or deny Evaluation Team's recommendation.**



TO: Mayor and Councilmembers

FROM: City Manager Ben White

DATE: March 24, 2015

SUBJECT: Consider, discuss and act upon an amendment to the agreement with Community Waste Disposal regarding residential recycling and household hazardous waste for residents outside the City Limits of Farmersville who receive a water bill from the City of Farmersville

- An amendment to the contract is attached for review.

**ACTION: Approve or deny the amendment as presented.**



CommunityWasteDisposal.com

*Since 1984*

March 9<sup>th</sup> 2015

City of Farmersville  
Ben White  
City Manager  
205 South Main  
Farmersville, TX 75442

RE: CWD Providing Residential Recycling and Household Hazardous Program  
Outside City Limits

Ben,

CWD will provide weekly residential recycling with a 95 gallon cart recycling on Wednesdays and monthly CWD's residential Household hazardous collection program on the third Thursday of every month for residents outside the city limits of Farmersville.

The monthly cost will be \$3.14 per household. This is the same cost that CWD charges per household for identical services for household inside the city limits.

Please call my cell (972) 333-6106 or E-Mail at [Rmedigovch@cwd.to](mailto:Rmedigovch@cwd.to) if you have any further questions.

Sincerely,

Robert Medigovich  
Municipal Coordaintor



TO: Mayor and Councilmembers

FROM: City Manager Ben White

DATE: March 24, 2015

SUBJECT: Receive update regarding dispatch services as provided by Collin County

- Police Chief Mike Sullivan will discuss this item.

**ACTION: Receive information. No action required.**



TO: Mayor and Councilmembers

FROM: City Manager Ben White

DATE: March 24, 2015

SUBJECT: Update on Chaparral Trail projects

- An update is attached for review

**ACTION: Receive information and act as deemed necessary.**

## Chaparral Trail Project Update

Description	Total Project Estimate	City's Share	Estimated Construction Begin Date	Estimated Construction Completion Date	Comments and Status
Chaparral Trail Grant Collin County Open Space (Phase III)	\$300,000	\$150,000 (4B, \$60K 2013) (4B, \$60K 2014) (CoF, \$30K 2014)	Feb-15	Jun-15	Cole Construction mobilized to site in early March. Not much activity since then due to rain.



TO: Mayor and Councilmembers

FROM: City Manager Ben White

DATE: March 24, 2015

SUBJECT: Update on street, water and wastewater General Obligation Bond projects

- An update is attached for review

**ACTION: Receive information.**

## Street GO Bond Project Status

Project Number	Project Name	Budget	Actual Bond CTD	Status	Estimated Construction Start Date	Estimated Construction End Date
<b>Street Projects</b>						
1	Sycamore Street Panel Replacement (Hwy 78 to Jackson)	123,000	153,791	Complete	Apr-13	Aug-14
2	Orange Street Overlay (380 to Old Josephine, Partially County Funded)	93,245	59,589	Complete	Oct-14	Nov-14
3	CR557 Overlay (US 380 to SH 78), Majority County Funded	4,583	265	Complete	Oct-12	Jul-13
4	Westgate Overlay (Hwy 78 to Wilcoxson)	94,000	895,542	Complete	Dec-13	May-14
5	Hamilton Overlay (McKinney to Yucca)	728,000		Complete	May-14	Sep-14
6	Hamilton Street Overlay (Yucca to Gaddy)	88,000		Complete	May-14	Sep-14
7	Central Overlay (College to Prospect)	101,000		Complete	Apr-14	May-14
8	Beech Street Overlay (Main to Beene)	137,000		Complete	Aug-14	Oct-14
9	Windom Overlay (Maple to McKinney)	46,000		Complete	Nov-14	Nov-14
10	South Washington Overlay (Farmersville Parkway to Sid Nelson)	88,000	629	Contract	Apr-15	Jun-15
11	Sid Nelson Overlay (South Washington to Hamilton)	88,000		Contract	Jul-15	Aug-15
12	Hamilton Street (380 to Farmersville Parkway)	1,384,000	16,763	Engineering	May-15	Oct-15
13	Santa Fe Reconstruct (Johnson to Main)	504,000		Construction	Jun-15	Jul-15
14	Locust Street Overlay			Contract	Aug-15	Sep-15
15	Street Signs and Installation	95,000	340	Ready for Construction	Dec-15	Aug-15
Street Projects Total		3,573,828	1,126,919	2,446,909		
Street Projects GO Bond Allocation		3,575,000				



## Water/Wastewater GO Bond Project Status

Project Number	Project Name	Budget	Actual Bond CTD	Status	Estimated Construction Start Date	Estimated Construction End Date
<b>Water Projects</b>						
16	North ET/North Main Street	189,000	548,983	Complete	Apr-14	Feb-15
17	Sycamore St/Hwy 78/N Washington	329,000		Complete	Apr-14	Oct-14
18	Hamilton St		24,737	Complete	Jun-14	Jul-14
19	Rike/Houston/Austin Street/Maple/Jackson	163,500		Engineering	Mar-15	Jul-15
20	Automated Meter Reading System	520,000	388,451	Construction	Mar-13	May-15
21	Bob Tedford Drive	83,000	25,305	Construction	Nov-14	Mar-15
22	S Washington/Sante Fe			Engineering	Feb-15	May-15
23	CR 608/CR 609	63,500		Not Started	May-15	Jun-15
<b>Wastewater Projects</b>						
24	S Main & Abbey – Gravity Main	52,000		Engineering	May-15	Nov-15
25	Hwy 78 & Maple St – Gravity Main	57,000		Engineering	May-15	Nov-15
26	Hwy 78 & CR 611 – Gravity Main	172,500		Engineering	May-15	Nov-15
27	Floyd St – Lift Station	50,000		Not Started	Jun-15	Dec-15
28	Sycamore – Gravity Main	23,000	16,497	Complete	May-13	Jul-13
29	Hamilton St - Gravity Main		16,608	Complete	Jun-14	Jul-14
30	Hwy 380 & Welch Dr – Gravity Main	164,500		Not Started	Jun-15	Dec-15
31	Hwy 380 (AFI to Floyd St) – Lift Station & Force Main	445,000		Not Started	Jun-15	Dec-15
32	Locust – Gravity Main	88,500		Not Started	Jun-15	Dec-15
Water and Wastewater Projects Total		2,400,500	1,020,581	1,379,919		
Water and Wastewater Projects GO Bond		2,400,000				



TO: Mayor and Councilmembers

FROM: City Manager Ben White

DATE: March 24, 2015

SUBJECT: Update on Highway 380 project

- An update is attached for review

**ACTION: Receive information.**

## **US 380 Highway Project Status**

1. 1st Railroad Bridge, Passing Track: Complete.
2. 2nd Railroad Bridge, Main Track: Dec 2014 thru May 2015
3. 380 Roadway, East Bound: Complete. Open to two-way traffic.
  - a. East Bound Off-Ramp (Southwest Ramp), Mar 2015
  - b. East Bound On-Ramp (Southeast Ramp), Complete. Two-way ramp.
4. 380 Roadway, West Bound: Feb 2015, however a small section around the RR bridge area will probably be under construction until May 2015.
  - a. West Bound Off-Ramp (Northeast Ramp), Mar 2015
  - b. West Bound On-Ramp (Northwest Ramp), Apr 2015
  - c. Street interconnection, Floyd: Complete
  - d. Street interconnection, Mimosa: Complete
  - e. Street interconnection, Beene: Complete
  - f. Street interconnection, Rike: Complete
  - g. Street interconnection, Hamilton: Complete
  - h. Street interconnection, Raymond: Complete
  - i. Street interconnection, Orange: May 2015, will reopen with west bound lanes
5. Main Street Bridge Construction: Complete
  - a. Main Street Roadway: Complete
6. Hill Street Crossing: Complete, however sidewalk work still needs to be done.
7. Walnut Street Crossing: Jun 2015
8. Main/Summit Street Crossing
  - a. Passing track: Complete
  - b. Main track: Jun 2015



TO: Mayor and Councilmembers

FROM: City Manager Ben White

DATE: March 24, 2015

SUBJECT: Update on wastewater treatment facility

- An update is attached for review

**ACTION: Receive information.**

## **Wastewater Treatment Plant Project Status**

1. Received responses from Request for Qualifications for wastewater treatment plant and interceptor line engineer.
2. Selection team evaluated responses and has recommended top two candidates.
3. 4A was informed of the selection team's recommendation and has forwarded the 4A recommendation via the City Manager. City Manager to cover the selection recommendation at City Council on 24 March 2015.
4. 4A has budgeted \$150K this fiscal year to support the design effort.