

**FARMERSVILLE CITY COUNCIL
REGULAR SESSION AGENDA
May 27, 2014, 6:00 P.M.
Council Chambers, City Hall
205 S. Main Street**

I. PRELIMINARY MATTERS

- Call to Order, Roll Call, Prayer and Pledge of Allegiance
- Welcome guests and visitors: Anyone wanting to speak on any items that are not the subject of a Public Hearing on this agenda is asked to speak at this time, with an individual time limit of 3 minutes. This forum is limited to a total of 30 minutes. Please note that the City Council cannot comment or take any action on this item.
- Announcements relating to items of public interest: Announcements regarding local or regional civic and charitable events, staff recognition, commendation of citizens, traffic issues, upcoming meetings, awards, acknowledgement of meeting attendees, birthdays, and condolences.
 - Proclamation associated with dedication of property for Farmersville Parkway from Paul Hinton and family
 - Recognizing May as Motorcycle Safety and Awareness Month
 - Chamber of Commerce's annual Yards of Yard Sales event, June 7th
 - Audie Murphy Day is June 21st. Events include Fly Over, Parade and Veteran's Program

II. READING OF ORDINANCES

- A. Second Reading – Consider discuss and act upon amending the electric service rate ordinance
- B. Second Reading – Consider, discuss and act upon amending the Master Fee Schedule regarding electric rates
- C. First and Only Reading – Consider, discuss and act upon an ordinance to amend the Electric Department budget
- D. First Reading – Consider, discuss and act upon an ordinance amending the residency requirements for the Parks and Recreation Board and the Senior Citizens Advisory Committee

III. REGULAR AGENDA


- A. Consider, discuss and act upon City Financial Reports
- B. NCTCOG presentation regarding Vision North Texas
- C. Consider, discuss and act upon a possible revision to the contract with Community Waste Disposal regarding household hazardous waste
- D. Nominate and appoint positions to all boards, committees and commissions
- E. Receive a report regarding TABC Order which prohibits open containers and the steps to have the Order lifted or rescinded

- F. Consider, discuss and act upon Requests for Proposals and estimates for Public Works buildings
- G. Consider, discuss and act upon extending Stage 3 Seasonal Watering through the summer until the end of October allowing outdoor watering once every two weeks
- H. Update on water, wastewater and street General Obligation Bond projects
- I. Update on Safe Routes to School project
- J. Update on Chaparral Trail projects
- K. Update on Highway 380 project

IV. REQUEST FOR CONSIDERATION OF PLACING ITEMS ON FUTURE AGENDAS

V. ADJOURNMENT

Dated this the 23rd day of May, 2014.



Joseph E. Helmberger, P.E., Mayor

The City Council reserves the right to adjourn into Executive Session at any time during the course of this meeting to discuss any matters listed on the agenda, as authorized by the Texas Government Code, including, but not limited to, Sections 551.071 (Consultation with Attorney), 551.072 (Deliberations about Real Property), 551.073 (Deliberations about Gifts and Donations), 551.074 (Personnel Matters), 551.076 (Deliberations about Security Devices), 551.087 (Economic Development), 418.175-183 (Deliberations about Homeland Security Issues) and as authorized by the Texas Tax Code, including, but not limited to, Section 321.3022 (Sales Tax Information).

Persons with disabilities who plan to attend this meeting and who may need assistance should contact the City Secretary at 972-782-6151 or Fax 972-782-6604 at least two (2) working days prior to the meeting so that appropriate arrangements can be made. Handicap Parking is available in the front and rear parking lot of the building.

I, the undersigned authority, do hereby certify that this Notice of Meeting was posted in the regular posting place of the City Hall building for Farmersville, Texas, in a place and manner convenient and readily accessible to the general public at all times, and said Notice was posted May 23, 2014 by 5:00 P.M. and remained so posted continuously at least 72 hours proceeding the scheduled time of said meeting.



Edie Sims, City Secretary



A Proclamation

Naming May 27, 2014

As

Paul Hinton Day in Farmersville

Whereas, Opal Hinton began the Hinton Home as a custodial care home in 1959; and

Whereas, while caring for five children and the eldest son in college, Opal Hinton provided home health nursing to patients in need of health care in the patient's home, and

Whereas, Paul Hinton, Opal Hinton's husband, worked as a mechanic for Ken Pruett Buick in Garland to help support his family and he managed a service station on the square in Farmersville so he could be in town to help Opal Hinton get started caring for patients; and

Whereas, patients saw the benefit in living at the residence of Opal Hinton to allow Mrs. Hinton to provide health care to the patients and care for her children simultaneously; and

Whereas, the first wing of the Hinton Home was built on Beech Street which was designed by her son Aubrey Hinton in 1963; and

Whereas, when the first wing of Hinton Home was built, Paul and Opal Hinton were full time employees; and

Whereas, the Hinton Home has been expanded twice since its inception; and

Whereas, gradually each child of Paul and Opal Hinton has worked in the Hinton Home to provide health care, both assisted living and complete health care; and

Whereas, it was Paul Hinton's wish to dedicate land to the City of Farmersville; and

Whereas, Paul Hinton passed away in September of 2003, but his children honored their father's wishes and completed the land donation which is now a portion of Farmersville Parkway.

Now, therefore, I, Joseph E. Helmberger, P.E., Mayor of the City of Farmersville, Texas, do hereby proclaim date, as PAUL HINTON DAY and urge all citizens of our community to participate in this recognition and salute.

Joseph E. Helmberger, P.E., Mayor

City of Farmersville

Proclamation

WHEREAS, today's society is finding more citizens involved in motorcycling on the roads of our country; and

WHEREAS, motorcyclists are roughly unprotected and therefore more prone to injury or death in a crash than other vehicle drivers; and

WHEREAS, campaigns have helped inform riders and motorists alike on motorcycle safety issues to reduce motorcycle related risks, injuries, and, most of all, fatalities, through a comprehensive approach to motorcycle safety; and

WHEREAS, it is the responsibility of all who put themselves behind the wheel, to become aware of motorcyclists, regarding them with the same respect as any other vehicle traveling the highways of this country; and it is the responsibility of riders and motorists alike to obey all traffic laws and safety rules; and

WHEREAS, urging all citizens of our community to become aware of the inherent danger involved in operating a motorcycle, and for riders and motorists alike to give each other the mutual respect they deserve;

NOW, THEREFORE I, Joseph E. Helmberger, Mayor of the City of Farmersville, do hereby proclaim the month of May 2014, as Motorcycle Safety and Awareness Month in this city. Further, I urge all residents to do their part to increase safety and awareness in our community.

IN WITNESS WHEREOF, I have set my hand and caused the Seal of the City to be affixed this 27th day of May in the year 2014.


Joseph E. Helmberger, P.E., Mayor

Saturday, June 7, 2014
Farmersville Chamber of Commerce



(972) 782-6533

PROUDLY SPONSORED BY
Farmersville Chamber of Commerce



Register Your Yard Sale
For ONLY \$10.00

www.farmersvillechamber.com

Maps of Yard Sales Posted Downtown June 3rd

Local
Postal Customer

EDDM RETAIL

Free!

15th Annual Audie Murphy Day 2014

June 21 Schedule of Events

7:30 a.m. to 9 a.m. – Veterans Registration

First Baptist Church of Farmersville
(124 S. Washington Street)

Opportunity to display historical military memorabilia

8 a.m. to 10 a.m. – Bain Honaker House open

Historic Bain-Honaker House open featuring display by the
Farmersville Historical Society – 108 College Street

9 a.m. to 4 p.m. – Special hours at Rike Library

Check out the Audie Murphy exhibit at the library
(203 Orange Street)

10 a.m. – Commemorative Air Force Flyover followed by parade

Downtown Farmersville

10:45 a.m. – Program

Retired USAF Lt. Colonel Ted D. Oats

Presentation of colors by Tri-County Veterans Honor Guard

Recognition of local veterans and active duty personnel

Onion Shed

Noon – Veterans Reception

First Baptist Church of Farmersville
(124 S. Washington Street)

If you are a veteran or
active duty personnel who plans on
attending the festivities let us know!

972-784-6846



For more information go to www.farmersvilletx.com
or contact Main Street Manager Adah Leah Wolf at 972-784-6846
We are on Facebook! www.facebook.com/AudieMurphyDay



TO: Mayor and Councilmembers

FROM: Ben White, City Manager

DATE: May 27, 2014

SUBJECT: Second Reading – Consider, discuss and act upon amending the electric service rate ordinance

- An Ordinance is attached for review.
- The first reading was approved on May 13th.

ACTION: Approve or disapprove Ordinance as presented.

**CITY OF FARMERSVILLE
ORDINANCE # O-2014-0527-001**

AN ORDINANCE OF THE CITY COUNCIL OF THE CITY OF FARMERSVILLE, TEXAS, AMENDING THE CODE OF ORDINANCES, CITY OF FARMERSVILLE, TEXAS, AS HERETOFORE AMENDED THROUGH THE AMENDMENT OF CHAPTER 74, "UTILITIES," BY AMENDING SECTION 74-79, "ELECTRIC SERVICE," BY AMENDING SUBSECTION (3), "*MEDIUM COMMERCIAL RATE (SCHEDULE MC)*," PARAGRAPH C, "*RATE*," AND SUBSECTION (4), "*LARGE COMMERCIAL RATE (SCHEDULE LC)*," PARAGRAPH C, "*RATE*," BY AMENDING THE PARAGRAPH ENTITLED "CUSTOMER CHARGE" AND INSERTING A NEW PARAGRAPH ENTITLED "MINIMUM ENERGY CHARGE" IMMEDIATELY FOLLOWING THE PARAGRAPH ENTITLED "CUSTOMER CHARGE" IN EACH OF SUCH REFERENCED SUBSECTIONS; REPEALING ALL CONFLICTING ORDINANCES; PROVIDING FOR SEVERABILITY; PROVIDING A PENALTY; PROVIDING FOR INJUNCTIVE RELIEF; PROVIDING FOR PUBLICATION; PROVIDING FOR ENGROSSMENT AND ENROLLMENT; PROVIDING A SAVINGS CLAUSE; AND PROVIDING AN EFFECTIVE DATE.

WHEREAS, the City Council of the City of Farmersville ("City") has determined it is in the best interest of the citizens of the City for the City to take over the maintenance and operations of the City's electric utility; and

WHEREAS, the City updated and modified certain parts of the Utilities Chapter of the Code of Ordinances, City of Farmersville, Texas, ("Farmersville Code") as such ordinances apply to the provision of electrical services; and

WHEREAS, the description of the minimum charge to be assessed two classes of users were inadvertently omitted from the text of Section 74-79; and

WHEREAS, the City desires to correct such omissions.

NOW, THEREFORE, BE IT ORDAINED BY THE CITY COUNCIL OF THE CITY OF FARMERSVILLE, TEXAS:

SECTION 1: INCORPORATION OF FINDINGS

The findings set forth above are found to be true and correct and are hereby incorporated into the body of this Ordinance and made a part hereof for all purposes as if fully set forth herein.

SECTION 2: AMENDMENT OF CHAPTER 74, "UTILITIES," THROUGH THE AMENDMENT OF ARTICLE II, "WATER, SEWER AND ELECTRIC CHARGES BY AMENDING SECTION 74-79, "ELECTRIC SERVICE," BY AMENDING SUBSECTION (3), "*MEDIUM COMMERCIAL RATE (SCHEDULE MC)*," PARAGRAPH C, "*RATE*," AND SUBSECTION (4), "*LARGE COMMERCIAL RATE (SCHEDULE LC)*," PARAGRAPH C, "*RATE*," BY AMENDING THE PARAGRAPH ENTITLED "CUSTOMER CHARGE" AND INSERTING A NEW PARAGRAPH ENTITLED "MINIMUM ENERGY CHARGE" IMMEDIATELY FOLLOWING THE PARAGRAPH

ENTITLED "CUSTOMER CHARGE" IN EACH OF SUCH REFERENCED SUBSECTIONS

From and after the effective date of this Ordinance, Section 74-79, is amended by amending Subsections (3)C and (4)C by amending the paragraph entitled "Customer Charge" and inserting a new paragraph entitled "Minimum Energy Charge" immediately following the paragraph entitled "Customer Charge" to read as follows:

"Customer charge: A customer charge as established, from time to time, by the master fee schedule as contained in appendix A of this Code shall be charged."

"Minimum energy charge: A minimum energy charge as established, from time to time, by the master fee schedule as contained in appendix A of this Code shall be charged."

SECTION 3: REPEALER

This Ordinance shall be cumulative of all other Ordinances, resolutions, and/or policies of the City, whether written or otherwise, and shall not repeal any of the provisions of those ordinances except in those instances where the provisions of those ordinances are in direct conflict with the provisions of this Ordinance. Any and all Ordinances, resolutions, and/or policies of the City, whether written or otherwise, which are in any manner in conflict with or inconsistent with this Ordinance shall be and are hereby repealed to the extent of such conflict and/or inconsistency.

SECTION 4: SEVERABILITY

It is hereby declared to be the intent of the City Council that the several provisions of this Ordinance are severable. In the event that any court of competent jurisdiction shall judge any provisions of this Ordinance to be illegal, invalid, or unenforceable, such judgment shall not affect any other provisions of this Ordinance which are not specifically designated as being illegal, invalid, or unenforceable.

SECTION 5: PENALTIES FOR VIOLATION OF THE ORDINANCE

Any person, firm or corporation who violates any provision of this Ordinance by interconnecting distributed generation to FE's electric system without a complete Application and executed Agreement, or violating any other provision of this Ordinance, upon conviction, shall be guilty of a misdemeanor and shall be fined up to \$2,000.00 per violation. Each occurrence and each day that a violation continues shall be considered a separate offense and punished accordingly.

SECTION 6: INJUNCTIVE RELIEF

Any violation of this ordinance can be enjoined by a suit filed in the name of FE and/or the City of Farmersville in a court of competent jurisdiction, and this remedy shall be in addition to any penal provision in this ordinance or in the Code of the City of Farmersville.

SECTION 7: PUBLICATION

The City Secretary is hereby directed to publish in the Official Newspaper of the City of Farmersville the Caption, Penalty, and Effective Date Clause of this Ordinance as required by Section 52.011 of the Local Government Code.

SECTION 8: ENGROSSMENT AND ENROLLMENT

The City Secretary of the City of Farmersville is hereby directed to engross and enroll this Ordinance by copying the exact Caption and the Effective Date Clause in the minutes of the City Council of the City of Farmersville, and by filing this Ordinance in the Ordinance records of the City.

SECTION 9: SAVINGS

All rights and remedies of the City of Farmersville are expressly saved as to any and all violations of the provisions of any Ordinances which have accrued at the time of the effective date of this Ordinance; and, as to such accrued violations and all pending litigation, both civil and criminal, whether pending in court or not, under such Ordinances, same shall not be affected by this Ordinance but may be prosecuted until final disposition by the courts.

SECTION 10: EFFECTIVE DATE

This Ordinance shall take effect April 15, 2014, as the law in such cases provides and with the immediate publication of the caption.

PASSED on first reading on the 13th day of May, 2014, and second reading on the 27th day of May, 2014 at properly scheduled meetings of the City Council of the City of Farmersville, Texas, there being a quorum present, and approved by the Mayor on the date set out below.

APPROVED THIS 27th DAY OF MAY, 2014.

BY: _____
Joseph E. Helmberger, P.E., Mayor

ATTEST:

BY: _____
Edie Sims, City Secretary



TO: Mayor and Councilmembers

FROM: City Manager Ben White

DATE: May 27, 2014

SUBJECT: Second Reading – Consider, discuss and act upon amending the Master Fee Schedule regarding electric rates

- An Ordinance is attached for review
- The first reading was approved on May 13th.

ACTION: Approve or disapprove Ordinance as presented.

**CITY OF FARMERSVILLE
ORDINANCE # O-2014-0527-002**

AN ORDINANCE OF THE CITY COUNCIL OF THE CITY OF FARMERSVILLE, TEXAS AMENDING THE CODE OF ORDINANCES, CITY OF FARMERSVILLE, TEXAS, AS HERETOFORE AMENDED, THROUGH THE AMENDMENT OF APPENDIX A, "MASTER FEE SCHEDULE," BY AMENDING ARTICLE II, "ELECTRICITY, WATER, SEWER, AND REFUSE," BY AMENDING SECTION 2-8, TO BE ENTITLED "ELECTRIC SERVICE RATES" REGARDING THE AMOUNTS TO BE CHARGED FOR USERS OF ELECTRICITY; PROVIDING FOR A REPEALER CLAUSE; PROVIDING FOR A SEVERABILITY CLAUSE; AND SETTING AND PROVIDING FOR AN EFFECTIVE DATE.

NOW, THEREFORE, BE IT ORDAINED BY THE CITY COUNCIL OF THE CITY OF FARMERSVILLE, TEXAS THAT:

SECTION I: From and after the effective date of this Ordinance, Appendix A, "Master Fee Schedule" of the Code of Ordinances of the City of Farmersville, Texas, is hereby amended by amending Article II, "Electricity, Water, Sewer, and Refuse" to read as follows:

"Sec. 2-8. Electric Service Rates.

Residential Rate (Schedule R)	
Security Deposit	\$200.00
Customer Charge	\$6.75
Energy Charge	\$0.1077 per kWh for all kWh
Small Commercial Rate (Schedule SC)	
Security Deposit	\$200.00
Customer Charge	\$15.00
Energy Charge for 1 st 5,000 kWh or less	\$0.1110 per kWh
Energy Charge greater than 5,000 kWh	\$0.0970 per kWh
A Customer on this schedule whose demand exceeds 25 kW for any billing period shall be billed under Schedule MC for the next 12-month period beginning with the current month.	
Medium Commercial Rate (Schedule MC)	
Security Deposit	\$400.00
Customer Charge	\$40.00
Minimum Energy Charge	\$221.25
Demand Charge per kWh for all monthly billing demands greater than 25 kW	\$7.25 per kWh plus the Energy Charge immediately following
Energy Charge for 1 st 5,000 kWh or less	\$0.1010 per kWh
Energy Charge for 5,001 kWh or more	\$0.0787 per kWh
A Customer billed under this schedule for a	

period of 12 consecutive months without a demand in excess of 25 kW will be changed to Schedule SC on the first month succeeding such 12-month period.	
A Customer on this schedule whose demand exceeds 100 kW for any billing period shall be billed under Schedule LC for the next 12-month period beginning with the current month.	
Large Commercial Rate (Schedule LC)	
Security Deposit	\$800.00
Customer Charge	\$86.00
Demand Charge per kWh for all monthly billing demands for the 1 st 100 kW or less of monthly billing demand	\$7.00 per kW plus the following Energy Charge
Demand Charge per kWh for all monthly billing demands for demands greater than 100 kW	\$5.70 per kW plus the following Energy Charge
Minimum Energy Charge	\$786.00
Energy Charge for all kWh	\$0.0627 per kWh
The following provisions are applicable to ALL Schedules (R, SC, MC, LC)	
<i>Power cost adjustment.</i> The monthly charges under this rate schedule shall be increased or decreased as necessary to reflect the application of a power cost adjustment calculated in accordance with Schedule PCA.	
<i>Tax adjustment.</i> The above rate shall be subject to an increase or decrease in proportion to the amount of new taxes or increased taxes, levied or imposed or increased or decreased by law or articles which were not in effect on the effective date of the ordinance from which this schedule is derived, which the City may hereafter have to pay.	

SECTION 2. SEVERABILITY CLAUSE

That should any sentence, paragraph, subdivision, clause, phrase or section of this ordinance be adjudged or held to be unconstitutional, illegal or invalid, the same shall not affect the validity of this ordinance as a whole, or any part or provision thereof other than the part so decided to be invalid, illegal or unconstitutional.

SECTION 3. REPEALER CLAUSE

That all ordinances of the City of Farmersville, Texas, in conflict with the provisions of this ordinance be, and the same are hereby, repealed.

SECTION 4: EFFECTIVE DATE

This Ordinance shall take effect April 15, 2014, as the law in such cases provides and with the immediate publication of the caption.

PASSED on first reading on the 13th day of May, 2014, and second reading on the 27th day of May, 2014 at properly scheduled meetings of the City Council of the City of Farmersville, Texas, there being a quorum present, and approved by the Mayor on the date set out below.

APPROVED THIS 27th DAY OF MAY, 2014.

APPROVED:

ATTEST:

BY: _____
Joseph E. Helmberger, P.E., Mayor

Edie Sims, City Secretary



TO: Mayor and Councilmembers

FROM: City Manager Ben White

DATE: May 27, 2014

SUBJECT: First and Only Reading – Consider, discuss and act upon an ordinance to amend the Electric Department budget

- An Ordinance is attached for review

ACTION: Approve or disapprove Ordinance as presented.

**CITY OF FARMERSVILLE
ORDINANCE O-2014-0527-003**

AN ORDINANCE AMENDING THE BUDGET FOR THE FISCAL YEAR 2013 – 2014 IN ACCORDANCE WITH EXISTING STATUTORY REQUIREMENTS, APPROPRIATING THE VARIOUS AMOUNTS HEREIN; REPEALING ALL PRIOR ORDINANCES AND ACTIONS IN CONFLICT HEREWITH; AND PROVIDING FOR AN EFFECTIVE DATE.

WHEREAS, the City of Farmersville, Texas is a Type A General-Law Municipality located in Collin County, created in accordance with the provisions of Chapter 6 of the Texas Local Government Code, and operating pursuant to the enabling legislation of the State of Texas;

WHEREAS, the City Manager of the City of Farmersville has reviewed the budget and which budget was adopted by the City Council for the Fiscal Year 2013 – 2014; and

WHEREAS, the City Manager of the City of Farmersville believes that the budget requires certain amendments and has submitted to the Mayor and the City Council proposed amendment(s) to the budget of the revenues and expenditures of conducting the affairs of said City, and providing a complete financial plan for the Fiscal Year 2013 – 2014; and,

WHEREAS, the City Council has determined that it is in the best interest of the City to amend the Fiscal Year 2013 – 2014 budget to adopt the proposed amendment(s) to the budget of the revenues and expenditures from the Electric Fund to allow the funding of Electric Department.

NOW THEREFORE BE IT ORDAINED BY THE CITY COUNCIL OF THE CITY OF FARMERSVILLE, TEXAS:

SECTION 1. BUDGET AMENDMENT ADOPTION

From and after the effective date of this Ordinance, the amendments to the budget of the revenues and expenditures for the Fiscal Year 2013 – 2014 that are attached hereto as Exhibit "A" and incorporated herein by reference are hereby adopted and the budget for Fiscal Year 2013 – 2014 is hereby accordingly so amended and the amended budget for Fiscal Year 2013 – 2014 adopted.

SECTION 2. SEVERABILITY

It is hereby declared to be the intention of the City Council that the several provisions of this Ordinance are severable, and if any court of competent jurisdiction shall judge any provisions of this Ordinance to be illegal, invalid, or unenforceable, such judgment shall not affect any other provisions of this Ordinance which are not specifically designated as being illegal, invalid or unenforceable.

SECTION 3. REPEALER

This Ordinance shall be cumulative of all other Ordinances, resolutions, and/or policies of the City, whether written or otherwise, and shall not repeal any of the provisions of those ordinances except in those instances where the provisions of those ordinances are in direct conflict with the provisions of this Ordinance. Any and all ordinances, resolutions, and/or policies of the City, whether written or otherwise, which are in any

manner in conflict with or inconsistent with this Ordinance shall be and are hereby repealed to the extent of such conflict and/or inconsistency.

SECTION 4. ENGROSSMENT AND ENROLLMENT

The City Secretary of the City of Farmersville is hereby directed to engross and enroll this Ordinance by copying the exact Caption and the Effective Date clause in the minutes of the City Council of the City of Farmersville and by filing this Ordinance in the Ordinance records of the City.

SECTION 5. SAVINGS

All rights and remedies of the City of Farmersville are expressly saved as to any and all violations of the provisions of any Ordinances which have accrued at the time of the effective date of this Ordinance; and, as to such accrued violations and all pending litigation, both civil and criminal, whether pending in court or not, under such Ordinances, same shall not be affected by this Ordinance but may be prosecuted until final disposition by the courts.

SECTION 6. EFFECTIVE DATE

This Ordinance shall take effect immediately upon its adoption and publication in accordance with and as provided by Texas law.

PASSED on first reading and only reading on the 27th day of May, 2014 at properly scheduled meeting of the City Council of the City of Farmersville, Texas, there being a quorum present, and approved by the Mayor on the date set out below.

APPROVED THIS 27th DAY OF MAY, 2014.

Joseph E. Helmberger, P.E., Mayor
City of Farmersville, Texas

ATTEST:

Edie Sims, City Secretary

CITY OF FARMERSVILLE

EXHIBIT A

FY 2013-2014 Electric Fund Revision

GOVERNMENTAL FUNDS	ESTIMATED BEGINNING FUND BALANCE	REVENUES	EXPENDITURES	INTERFUND TRANSFERS IN (OUT)	PROPOSED ENDING FUND BALANCE
Electric Fund	\$ 464,618	\$ 2,999,329	\$ 2,279,157	\$ (704,050)	480,740



TO: Mayor and Councilmembers

FROM: City Manager Ben White

DATE: May 27, 2014

SUBJECT: First Reading – Consider, discuss and act upon an ordinance amending the residency requirements for the Parks and Recreation Board and the Senior Citizens Advisory Committee

- An Ordinance is attached for review

ACTION: Approve or disapprove Ordinance as presented.

**CITY OF FARMERSVILLE
ORDINANCE # O-2014-0610-001**

AN ORDINANCE OF THE CITY COUNCIL OF THE CITY OF FARMERSVILLE, TEXAS, AMENDING THE CODE OF ORDINANCES, CITY OF FARMERSVILLE, TEXAS, AS HERETOFORE AMENDED THROUGH THE AMENDMENT OF CHAPTER 2, "ADMINISTRATION," ARTICLE III – BOARDS, AUTHORITIES, COMMISSIONS AND COMMITTEES, DIVISION 7, PARKS AND RECREATION BOARD, SECTION 2-214 "CREATION; COMPOSITION; APPOINTMENT; COMPENSATION"; BY DELETING SECTION 2-214 IN ITS ENTIRETY AND REPLACING SUCH SECTION WITH A NEW SECTION 2-214 ENTITLED "CREATION; COMPOSITION; APPOINTMENT; COMPENSATION"; AND CHAPTER 2, "ADMINISTRATION," ARTICLE III – BOARDS, AUTHORITIES, COMMISSIONS AND COMMITTEES, DIVISION 4, SENIOR CITIZEN ADVISORY COMMITTEE, SECTION 2-136; BY DELETING SECTION 2-136 IN ITS ENTIRETY AND REPLACING SUCH SECTION WITH A NEW SECTION 2-136 ENTITLED "COMPOSITION"; REPEALING ALL CONFLICTING ORDINANCES; PROVIDING FOR SEVERABILITY; PROVIDING A PENALTY; PROVIDING FOR INJUNCTIVE RELIEF; PROVIDING FOR PUBLICATION; PROVIDING FOR ENGROSSMENT AND ENROLLMENT; PROVIDING A SAVINGS CLAUSE; AND PROVIDING AN EFFECTIVE DATE.

WHEREAS, the City Council of the City of Farmersville ("City") has determined it is in the best interest of the citizens of the City for the City to allow citizens who live within the Farmersville ISD to serve on the Parks and Recreation Board; and

WHEREAS, the City Council of the City of Farmersville ("City") has determined it is in the best interest of the citizens of the City for the City to allow citizens who live within the Farmersville ISD to serve on the Senior Citizens Advisory Committee; and

WHEREAS, the residency requirements need to be extended to citizens who live within the Farmersville ISD who would be willing to serve on the Parks and Recreation Board and the Senior Citizens Advisory Committee.

NOW, THEREFORE, BE IT ORDAINED BY THE CITY COUNCIL OF THE CITY OF FARMERSVILLE, TEXAS:

SECTION 1: INCORPORATION OF FINDINGS

The findings set forth above are found to be true and correct and are hereby incorporated into the body of this Ordinance and made a part hereof for all purposes as if fully set forth herein.

SECTION 2: AMENDMENT OF CHAPTER 2, "ADMINISTRATION," ARTICLE III – BOARDS, AUTHORITIES, COMMISSIONS AND COMMITTEES, DIVISION 7, PARKS AND RECREATION BOARD, SECTION 2-214 "CREATION; COMPOSITION; APPOINTMENT; COMPENSATION"; BY DELETING SECTION 2-214 IN ITS ENTIRETY AND REPLACING SUCH SECTION WITH A NEW SECTION 2-214 ENTITLED "CREATION; COMPOSITION; APPOINTMENT; COMPENSATION"

From and after the effective date of this Ordinance, Section 2-214, entitled "Creation; Composition; Appointment; Compensation" is hereby deleted in its entirety and replaced with a new Section 2-214 that is also entitled Creation; Composition; Appointment; Compensation"to read as follows:

"Section 2-214 CREATION; COMPOSITION; APPOINTMENT; COMPENSATION.

"There is created a parks and recreation board. The members of the parks and recreation board shall be appointed by the city council. Each member of the parks and recreation board may be allowed to serve if they reside within the Farmersville Independent School District for at least one year immediately preceding the date of appointment. The parks and recreation board shall consist of six members who shall serve without compensation. The chairman shall vote only when necessary to break a tie vote.

SECTION 3: CHAPTER 2, "ADMINISTRATION," ARTICLE III – BOARDS, AUTHORITIES, COMMISSIONS AND COMMITTEES, DIVISION 4, SENIOR CITIZEN ADVISORY COMMITTEE, SECTION 2-136; BY DELETING SECTION 2-136 IN ITS ENTIRETY AND REPLACING SUCH SECTION WITH A NEW SECTION 2-136 ENTITLED "COMPOSITION"

"Section 2-136 CREATION; COMPOSITION; APPOINTMENT; COMPENSATION.

"The voting membership of senior citizen advisory committee shall be composed of seven voting members. The city council shall appoint the members of this committee. Each member of the senior citizen advisory committee may be allowed to serve if they reside within the Farmersville Independent School District for at least one year immediately preceding the date of appointment. In addition, two nonvoting ex officio members shall be appointed; one shall be appointed by the city council from the elected city officers, and one shall be appointed by the city manager from the city staff.

SECTION 4: REPEALER

This Ordinance shall be cumulative of all other Ordinances, resolutions, and/or policies of the City, whether written or otherwise, and shall not repeal any of the provisions of those ordinances except in those instances where the provisions of those ordinances are in direct conflict with the provisions of this Ordinance. Any and all Ordinances, resolutions, and/or policies of the City, whether written or otherwise, which are in any manner in conflict with or inconsistent with this Ordinance shall be and are hereby repealed to the extent of such conflict and/or inconsistency.

SECTION 5: SEVERABILITY

It is hereby declared to be the intent of the City Council that the several provisions of this Ordinance are severable. In the event that any court of competent jurisdiction shall judge any provisions of this Ordinance to be illegal, invalid, or unenforceable, such judgment shall not affect any other provisions of this Ordinance which are not specifically designated as being illegal, invalid, or unenforceable.

SECTION 6: PENALTIES FOR VIOLATION OF THE ORDINANCE

Any person, firm or corporation who violates any provision of this Ordinance by interconnecting distributed generation to FE's electric system without a complete Application and executed Agreement, or violating any other provision of this Ordinance, upon conviction, shall be guilty of a misdemeanor and shall be fined up to \$2,000.00 per violation. Each occurrence and each day that a violation continues shall be considered a separate offense and punished accordingly.

SECTION 7: INJUNCTIVE RELIEF

Any violation of this ordinance can be enjoined by a suit filed in the name of FE and/or the City of Farmersville in a court of competent jurisdiction, and this remedy shall be in addition to any penal provision in this ordinance or in the Code of the City of Farmersville.

SECTION 8: PUBLICATION

The City Secretary is hereby directed to publish in the Official Newspaper of the City of Farmersville the Caption, Penalty, and Effective Date Clause of this Ordinance as required by Section 52.011 of the Local Government Code.

SECTION 9: ENGROSSMENT AND ENROLLMENT

The City Secretary of the City of Farmersville is hereby directed to engross and enroll this Ordinance by copying the exact Caption and the Effective Date Clause in the minutes of the City Council of the City of Farmersville, and by filing this Ordinance in the Ordinance records of the City.

SECTION 10: SAVINGS

All rights and remedies of the City of Farmersville are expressly saved as to any and all violations of the provisions of any Ordinances which have accrued at the time of the effective date of this Ordinance; and, as to such accrued violations and all pending litigation, both civil and criminal, whether pending in court or not, under such Ordinances, same shall not be affected by this Ordinance but may be prosecuted until final disposition by the courts.

SECTION 11: EFFECTIVE DATE

This Ordinance shall take effect immediately from and after its passage and publication as required by law.

PASSED on first reading on the 27th day of May, 2014, and second reading on the 10th day of June, 2014 at properly scheduled meetings of the City Council of the City of Farmersville, Texas, there being a quorum present, and approved by the Mayor on the date set out below.

APPROVED THIS 10th DAY OF JUNE, 2014.

BY: _____
Joseph E. Helmberger, P.E., Mayor

ATTEST:

BY: _____
Edie Sims, City Secretary



TO: Mayor and Councilmembers

FROM: City Manager Ben White

DATE: May 27, 2014

SUBJECT: Consider, discuss and act upon City Financial Reports

- City Financial Reports are attached for review

ACTION: Approve or disapprove the Financial Reports as presented.

SUMMARY OF CASH BALANCES APRIL 2014

ACCOUNT: FNB (0815)	Restricted	Assigned	Account Balance
Clearing Accounts			
General Fund	\$	364,291.04	
Permit Fund	\$	(12,072.78)	
Refuse Fund	\$	52,875.97	
Water/Wastewater Fund	\$	(30,407.65)	
Electric Fund	\$	(148,370.05)	
SRO Support ISD	\$ (3,809.83)		
CC Child Safety	\$ 14,908.70		
Debt Service Revenue Payment(66.67%, \$228K)	\$ 211,501.81		
2012 Bond	\$ (93,764.05)		
Disbursement Fund	\$ (52,429.79)		
Library Donation Fund	\$ 1,531.43		
Court Tech/Sec	\$ 21,267.50		
Grants	\$ (212,658.83)		
CC Bond Farmersville Parkway	\$ 180,000.86		
CC Bond Floyd	\$ (49,667.75)		
Equipment Replacement	\$ 7,970.71		
TOTAL:	\$ 24,850.76	\$ 226,316.53	\$ 251,167.29
Debt Service Accounts			
County Tax Deposit (FNB 0807)(Debt Service)	\$ 103,994.39		
Debt Service Reserve (Texpool 0014) (2 months rsv)	\$ 107,723.97		
TOTAL:	\$ 211,718.36		\$ 211,718.36
Appropriated Surplus Investment Accounts			
Customer meter deposits (Texpool 0008)	\$ 107,515.70		
2012 Anticipation Note Elec Fund (Texstar 1120)	\$ 200,079.83		
2012 G/O Bond, streets, water, wastewater (Texstar 0120)	\$ 962,538.51	-	
TOTAL:	\$ 1,270,134.04	\$ -	\$ 1,270,134.04
Unassigned Surplus Investment Accounts			
Gen Fund Acct. (Texpool 0004)(Reso. 90 Day Reserve)	\$ 668,525.00	\$ 40,796.00	
Refuse Fund Acct. (Texpool 0009)	\$ 75,246.84		
Water/WW Fund (Texpool 0003)(Operating 90 day)	\$ 423,095.84		
Water/WW Fund (Texpool 00017)(Capital)	\$ 390,733.62		
Elec. Fund (Texpool 0005) (Operating)	\$ 50,000.00		
Elec. Fund (Texpool 0016)(Capital)	\$ 129,562.39		
Elec. Surcharge (Texpool 0015)	\$ 120,830.09		
Money Market Acct. (FNB 092)		\$ 172,818.06	
TOTAL:	\$ 1,857,993.78	\$ 213,614.06	\$ 2,071,607.84
Contractor Managed Accounts Nonspendable			
NTMWD Sewer Plant Maint. Fund	\$ 13,844.00		
Sharyland PCRF Fund	\$ 296,074.00		
TOTAL APPROPRIATED SURPLUS	\$ 309,918.00	\$ -	\$ 309,918.00
TOTAL CASH & INVESTMENT ACCOUNTS	\$ 3,674,614.94	\$ 439,930.59	\$ 4,114,545.53

SUMMARY OF CASH BALANCES APRIL 2014

FEDC 4A Board Investment & Checking Account				
FEDC 4A Checking Account(Independent Bank 3124)	\$	194,809.65		
FEDC 4A Investment Account (Texpool 0001)	\$	366,578.58		
FEDC 4A Certificate of Deposit (Independent Bank)	\$	250,000.00		
TOTAL:	\$	811,388.23	\$	-
			\$	811,388.23

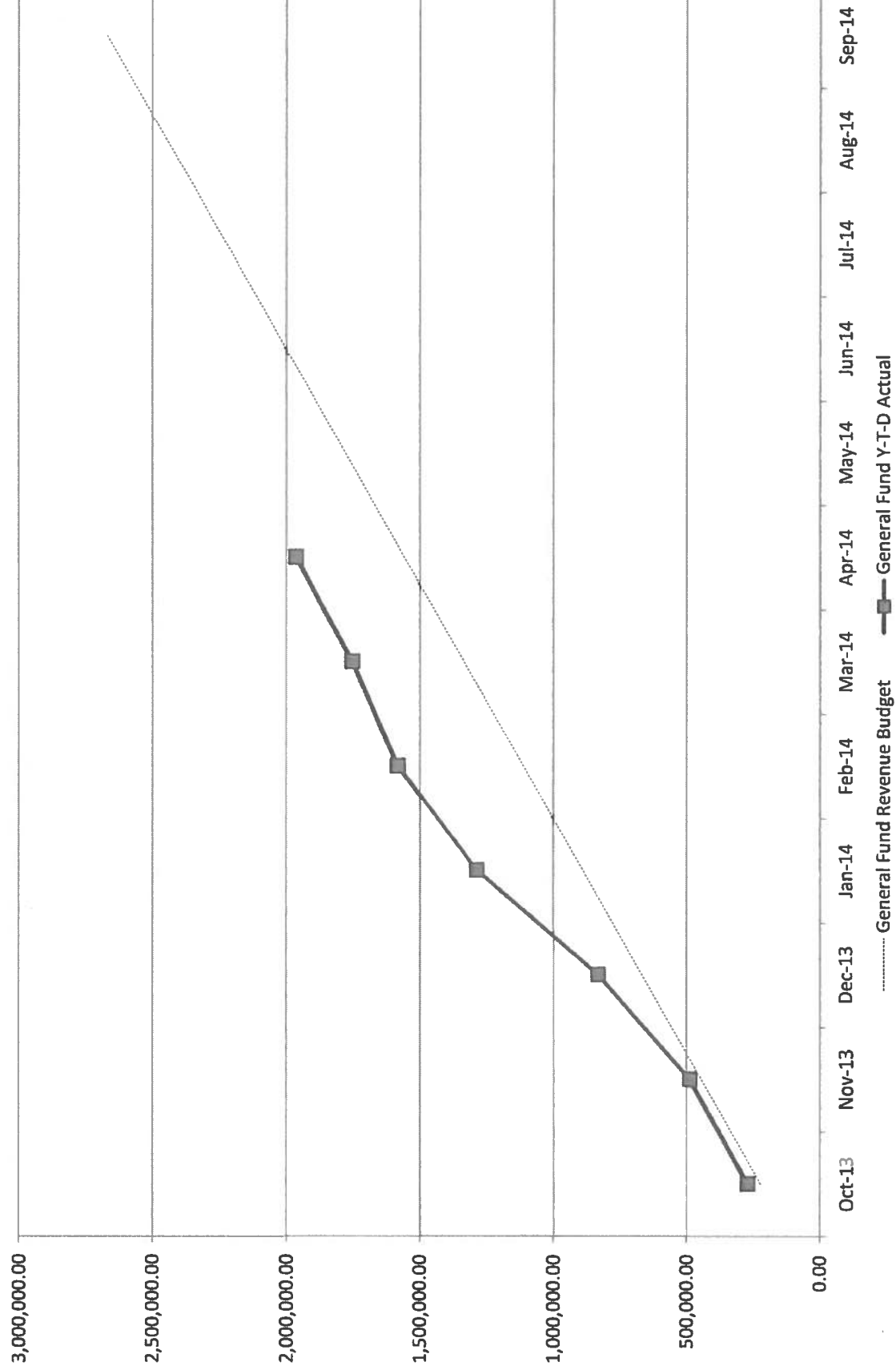
FCDC 4B Board Investment & Checking Account				
FCDC 4B Checking Account (Independent Bank 3035)	\$	61,141.93		
FCDC 4B Investment Account (Texpool 0001)	\$	84,826.43		
TOTAL:	\$	145,968.36	\$	-
			\$	145,968.36

TIRZ Account				
County Tax Deposits (FNB 0815)				
TOTAL:	\$	-	\$	-
			\$	-

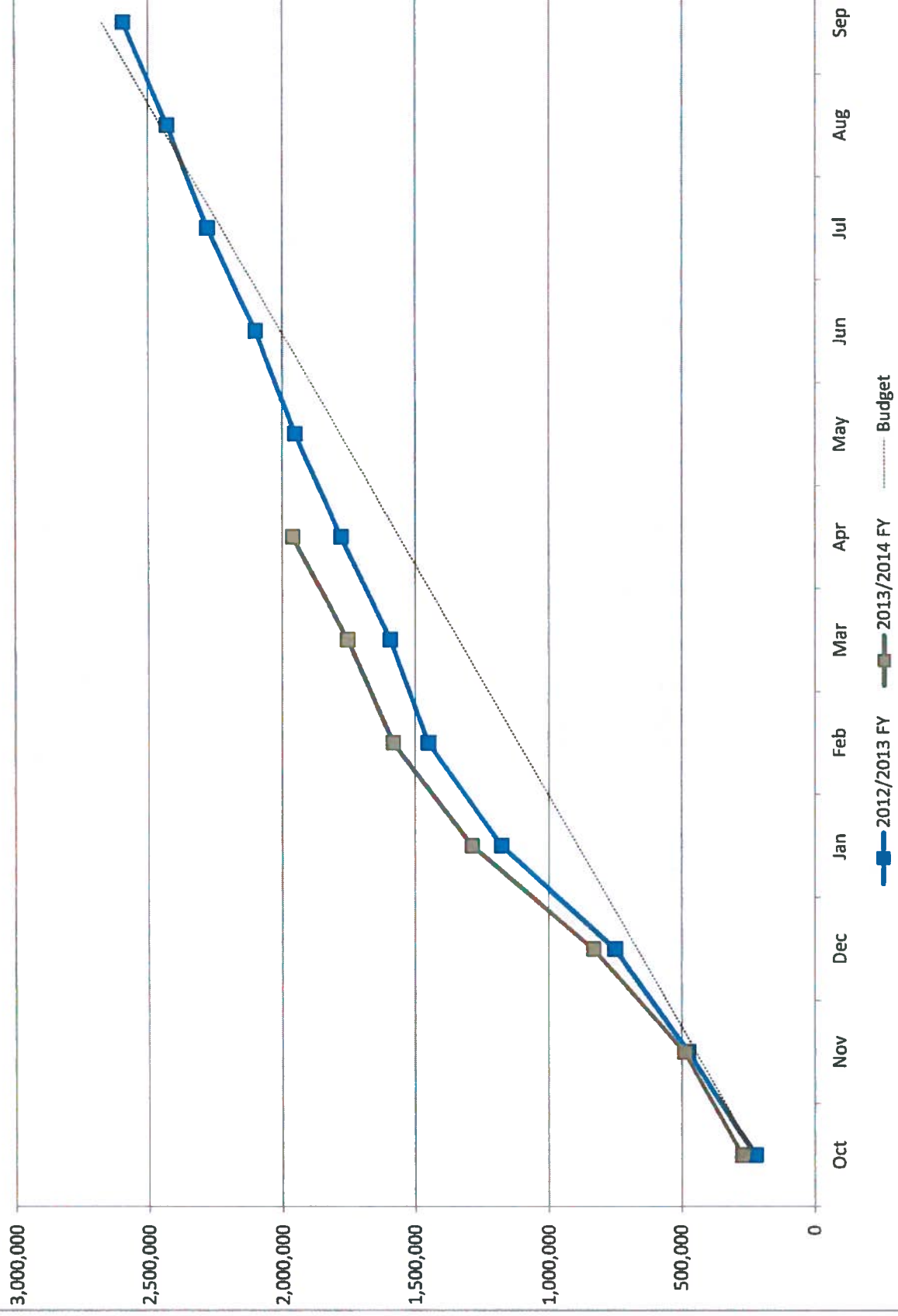
Note: Salmon color used to indicate an item dedicated to a specific project or need

General Fund Revenue Progress

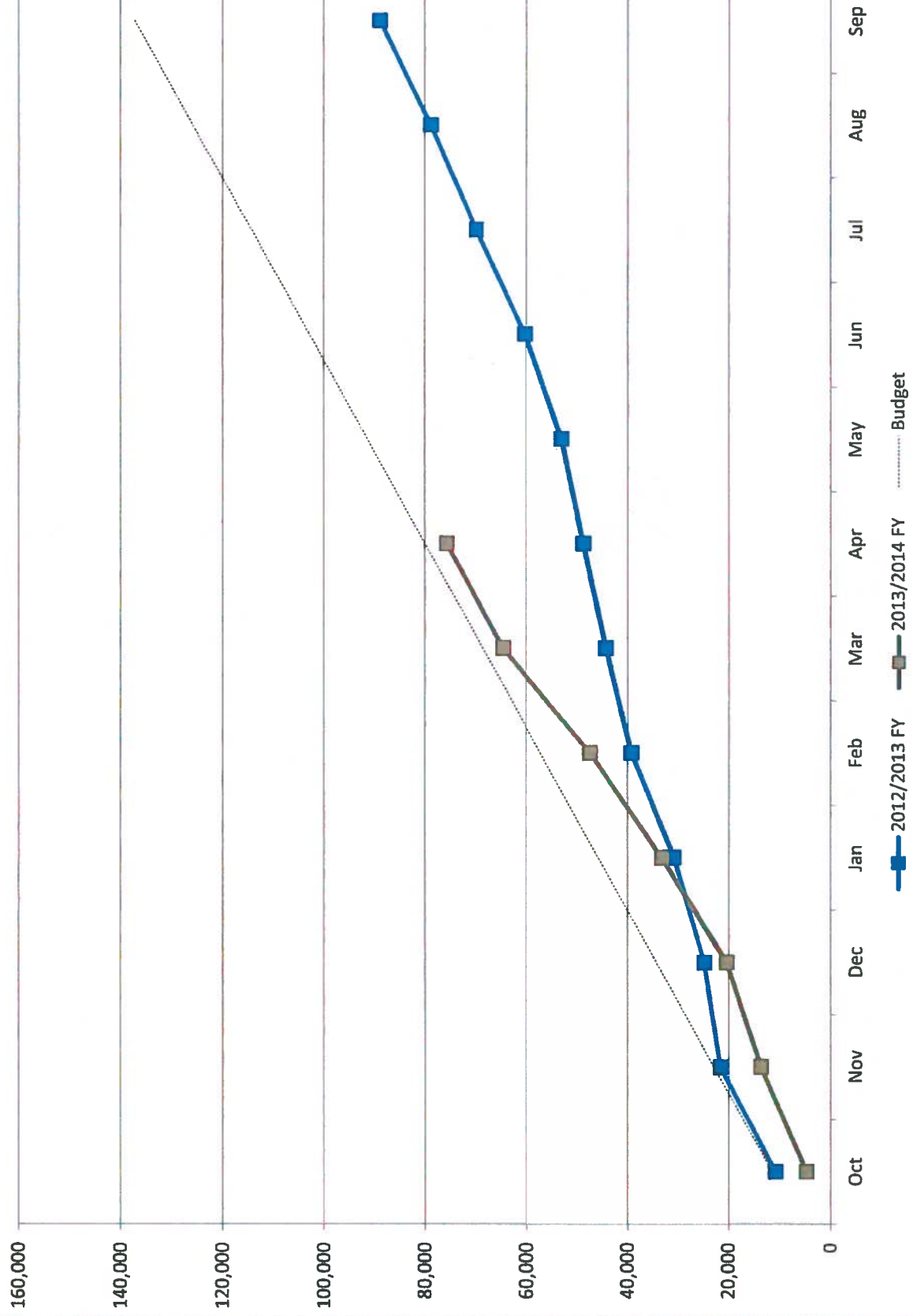
Budget Year 10/2013 thru 9/2014



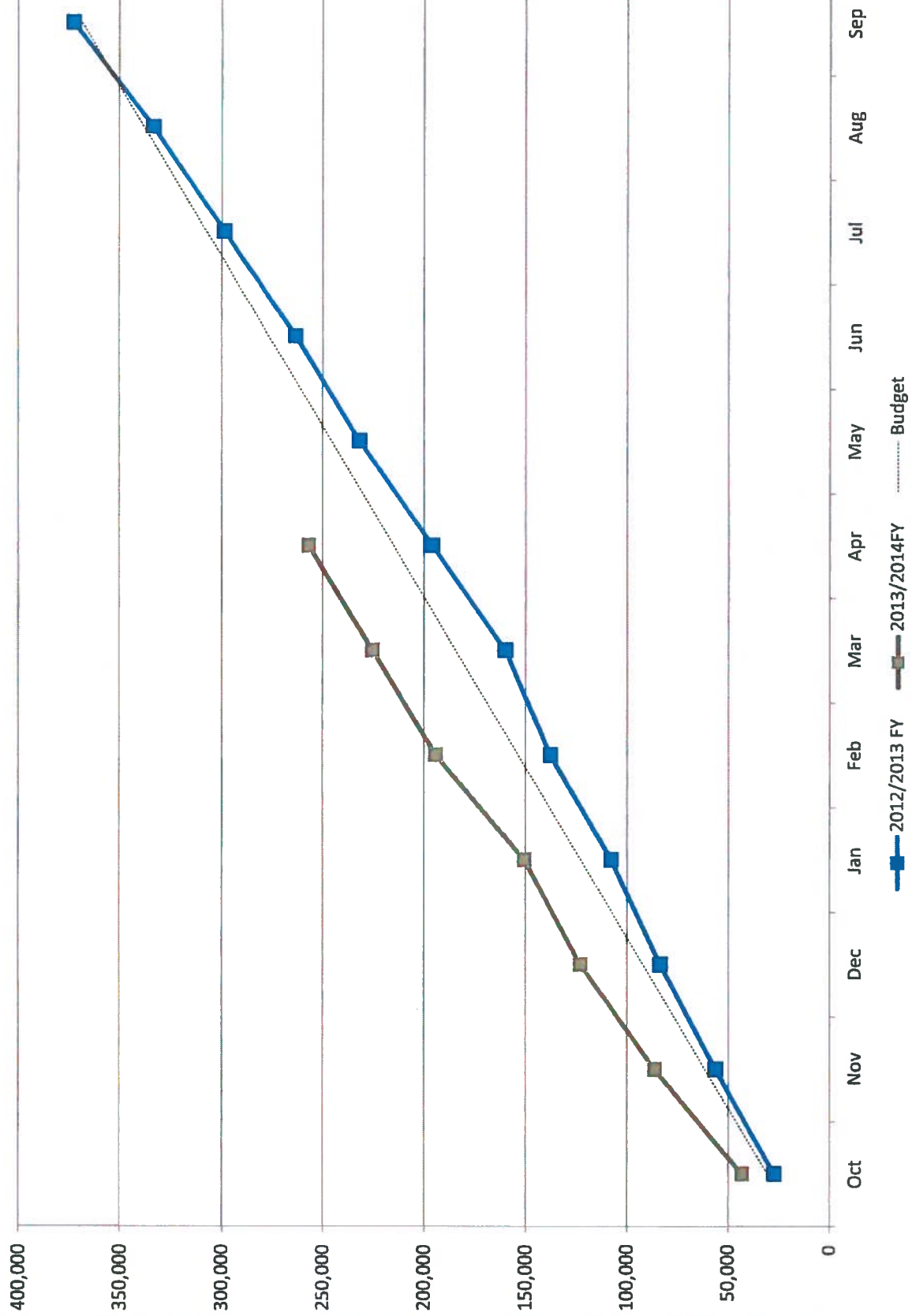
General Fund Revenue Comparison Chart



Municipal Court Comparison Chart

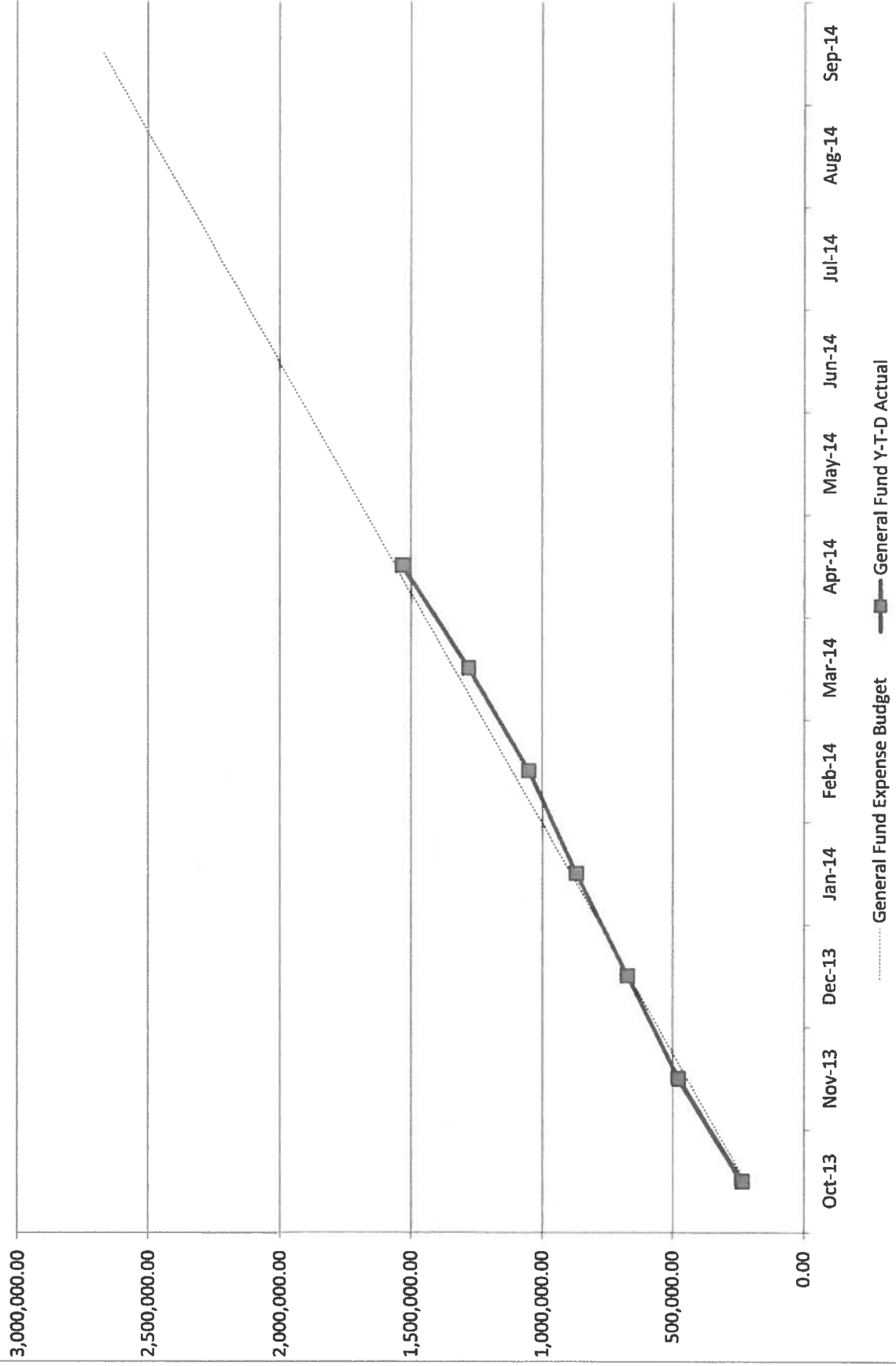


Sales Tax Chart



General Fund Expense

Budget Year 10/2013 thru 9/2014



CITY OF FARMERSVILLE
REVENUE & EXPENSE REPORT (UNAUDITED)
AS OF: APRIL 30TH, 2014

PAGE: 4

100-GENERAL FUND

% OF YEAR COMPLETED: 58.33

REVENUES	CURRENT BUDGET	CURRENT PERIOD	YEAR TO DATE ACTUAL	TOTAL ENCUMBERED	BUDGET BALANCE	% YTD BUDGET
<u>00-REVENUE</u>						
100.00.5711.000 AD VALOREM TAX	707,673	8,130.43	678,534.09	0.00	29,138.91	95.88
100.00.5712.000 CC CONV FEE COURT	0	0.00	0.00	0.00	0.00	0.00
100.00.5713.000 DEL. TAX, PEN. & INT.	15,000	1,274.84	11,623.14	0.00	3,376.86	77.49
100.00.5714.000 CC CONV FEE UTILITY	0	0.00	0.00	0.00	0.00	0.00
100.00.5715.000 TIRZ	10,000	0.00	0.00	0.00	10,000.00	0.00
100.00.5721.000 SALES TAX	368,718	31,528.90	257,032.92	0.00	111,685.08	69.71
100.00.5722.000 BEVERAGE TAX	200	278.14	753.08	0.00	553.08	376.54
100.00.5730.000 FRANCHISE FEES - GARBAGE	0	0.00	0.00	0.00	0.00	0.00
100.00.5731.000 FRANCHISE FEES - GAS	30,000	0.00	22,961.17	0.00	7,038.83	76.54
100.00.5732.000 SKYBEAM	10,800	900.00	6,300.00	0.00	4,500.00	58.33
100.00.5733.000 ELEC. FUND FRANCHISE FEE	5,500	0.00	3,946.03	0.00	1,553.97	71.75
100.00.5734.000 FRANCHISE FEES - TELE.	5,000	122.38	2,162.54	0.00	2,837.46	43.25
100.00.5735.000 FRANCHISE FEES - CABLE	13,000	0.00	5,888.82	0.00	7,111.18	45.30
100.00.5736.000 FRANCHISE FEES - OTHER	0	0.00	0.00	0.00	0.00	0.00
100.00.5741.000 PERMITS & INSPECTIONS	20,000	2,015.71	19,689.21	0.00	310.79	98.45
100.00.5742.000 PLANNING & ZONING FEES	2,000	0.00	0.00	0.00	2,000.00	0.00
100.00.5743.000 FEES	100	15.00	68.00	0.00	32.00	68.00
100.00.5744.000 PENALTIES	137,171	11,148.05	75,737.44	0.00	61,433.56	55.21
100.00.5745.000 CNTY FIRE RUNS	110,997	55,488.01	110,976.03	0.00	20.97	99.98
100.00.5746.000 UNION SHED RENTAL	1,000	100.00	450.00	0.00	550.00	45.00
100.00.5747.000 COUNTY LIBRARY FUND	14,800	3,779.83	11,339.49	0.00	3,460.51	76.62
100.00.5748.000 MICRO CHIP PROGRAM	0	0.00	14.00	0.00	14.00	0.00
100.00.5749.000 MUN. CT. BLDG. SECURITY	0	0.00	60.91	0.00	60.91	0.00
100.00.5750.000 LAMKIN MEMORIAL	0	0.00	0.00	0.00	0.00	0.00
100.00.5751.000 MUN. CT. TECHNOLOGY FUND	0	0.00	81.21	0.00	81.21	0.00
100.00.5754.000 GRANT PROCEEDS	0	0.00	0.00	0.00	0.00	0.00
100.00.5759.000 GAMING MACHINE LICENSE	15,468	1,395.64	8,232.86	0.00	7,235.14	53.23
100.00.5760.000 SRO SUPPORT	2,550	0.00	9,105.00	0.00	6,555.00	357.06
100.00.5762.000 INTEREST EARNED	1,000	30.35	212.79	0.00	787.21	21.28
100.00.5763.000 FEDC 4A STAFF SUPPORT	600	0.00	0.00	0.00	600.00	0.00
100.00.5764.000 FCDC IMPROVEMENTS	0	0.00	0.00	0.00	0.00	0.00
100.00.5765.000 RENT E. TX. MED CTR.	12,000	2,000.00	8,000.00	0.00	4,000.00	66.67
100.00.5766.000 FCDC IMPROVEMENT FUND	0	0.00	0.00	0.00	0.00	0.00
100.00.5767.000 OTHER REVENUE	0	0.00	0.00	0.00	0.00	0.00
100.00.5768.000 S W BELL LEASE	9,000	0.00	3,637.58	0.00	5,362.42	40.42
100.00.5769.000 OTHER INCOME	25,000	732.07	7,088.90	0.00	17,911.10	28.36
100.00.5770.000 C.C. CHILD SAFETY	0	0.00	0.00	0.00	0.00	0.00
100.00.5771.000 ATHLETIC COMPLEX	0	0.00	0.00	0.00	0.00	0.00
100.00.5772.000 PUBLIC WORKS REVENUE	0	0.00	2,094.00	0.00	2,094.00	0.00
100.00.5773.000 REVENUE RESCUE	2,500	0.00	3,372.26	0.00	872.26	134.89
100.00.5774.000 ALARM FEE	1,000	0.00	3,180.00	0.00	2,180.00	318.00
100.00.5775.000 TEXAS FOREST SERVICE GRA	0	0.00	0.00	0.00	0.00	0.00
100.00.5776.000 LIBRARY GRANT TIF	0	0.00	0.00	0.00	0.00	0.00
100.00.5777.000 BRICK CAMPAIGN	0	0.00	0.00	0.00	0.00	0.00
100.00.5778.000 PARK DEDICATION FEE	0	0.00	0.00	0.00	0.00	0.00
100.00.5790.000 COURT EGY CORRECTION	0	0.00	0.00	0.00	0.00	0.00

CITY OF FARMERSVILLE
REVENUE & EXPENSE REPORT (UNAUDITED)
AS OF: APRIL 30TH, 2014

100-GENERAL FUND

% OF YEAR COMPLETED: 58.33

REVENUES	CURRENT BUDGET	CURRENT PERIOD	YEAR TO DATE ACTUAL	TOTAL ENCUMBERED	BUDGET BALANCE	% YTD BUDGET
100.00.5791.000 4B SUPPORT REVENUE	0	0.00	0.00	0.00	0.00	0.00
100.00.5792.000 ADM.SUPPORT CHARGES	20,710	1,725.82	12,080.74	0.00	8,629.26	58.33
100.00.5793.000 RENT RECEIVED	3,600	300.00	2,100.00	0.00	1,500.00	58.33
100.00.5794.000 CIVIC RENT	5,500	324.50	4,324.00	0.00	1,176.00	78.62
100.00.5795.000 4B SALARY	57,588	0.00	57,454.60	0.00	133.40	99.77
100.00.5796.000 KCS RAILWAY MOWING	5,000	0.00	0.00	0.00	5,000.00	0.00
100.00.5797.000 MARKETING	15,000	0.00	23,110.00	0.00 (8,110.00)	154.07
100.00.5798.000 STEP PROGRAM	0	0.00	0.00	0.00	0.00	0.00
100.00.5799.000 CAPITAL LEASE REFUNDING	0	0.00	0.00	0.00	0.00	0.00
100.00.5939.000 FORESTRY SVC GRANT	0	0.00	0.00	0.00	0.00	0.00
100.00.5991.000 TRANSFERS IN-OTHER FUNDS	1,045,625	87,135.40	613,706.00	0.00	431,919.00	58.69
100.00.5992.000 SALE OF FIXED ASSETS	0	0.00	0.00	0.00	0.00	0.00
100.00.5994.000 LEASE PURCHASE PROCEEDS	0	0.00	0.00	0.00	0.00	0.00
100.00.5995.000 TRANSFERS-RESERVE	0	0.00	0.00	0.00	0.00	0.00
100.00.5998.000 TRANS.IN- GEN.FND.SURPLU	0	0.00	0.00	0.00	0.00	0.00
100.00.5999.000 TRANS.IN-PARK IMP.SURPLU	0	0.00	0.00	0.00	0.00	0.00
TOTAL 00-REVENUE	2,674,100	208,424.97	1,965,316.81	0.00	708,783.19	73.49
TOTAL REVENUE	2,674,100	208,424.97	1,965,316.81	0.00	708,783.19	73.49

CITY OF FARMERSVILLE
REVENUE & EXPENSE REPORT (UNAUDITED)
AS OF: APRIL 30TH, 2014

PAGE: 1

100-GENERAL FUND
FINANCIAL SUMMARY

% OF YEAR COMPLETED: 58.33

	CURRENT BUDGET	CURRENT PERIOD	YEAR TO DATE ACTUAL	TOTAL ENCUMBERED	BUDGET BALANCE	% YTD BUDGET
<u>REVENUE SUMMARY</u>						
00-REVENUE	2,674,100	208,424.97	1,965,316.81	0.00	708,783.19	73.49
TOTAL REVENUES	2,674,100	208,424.97	1,965,316.81	0.00	708,783.19	73.49
<u>EXPENDITURE SUMMARY</u>						
<u>00-TRANSFER OUT</u>						
TRANSFERS	0	0.00	0.00	0.00	0.00	0.00
TOTAL 00-TRANSFER OUT	0	0.00	0.00	0.00	0.00	0.00
<u>11-MAYOR & CITY COUNCIL</u>						
PERSONNEL SERVICES	2,040	170.00	1,190.00	0.00	850.00	58.33
CONTRACTS & PROF. SVCS	150	0.00	0.00	0.00	150.00	0.00
MAINTENANCE	0	0.00	0.00	0.00	0.00	0.00
MISCELLANEOUS	25,700	1,213.48	19,511.37	0.00	6,188.63	75.92
CAPITAL EXPENDITURES	0	0.00	0.00	0.00	0.00	0.00
TOTAL 11-MAYOR & CITY COUNCIL	27,890	1,383.48	20,701.37	0.00	7,188.63	74.23
<u>12-ADMINISTRATION</u>						
PERSONNEL SERVICES	229,832	19,607.85	110,726.39	0.00	119,105.61	48.18
CONTRACTS & PROF. SVCS	87,050	5,680.74	39,911.44	0.00	47,138.56	45.85
MAINTENANCE	69,665	6,870.64	45,181.77	0.00	24,483.23	64.86
UTILITIES	21,150	2,444.36	11,097.01	0.00	10,052.99	52.47
SUPPLIES	18,500	1,169.32	14,979.28	0.00	3,520.72	80.97
MISCELLANEOUS	37,500	2,892.66	20,060.94	0.00	17,439.06	53.50
CAPITAL EXPENDITURES	0	0.00	0.00	0.00	0.00	0.00
TRANSFERS	0	0.00	0.00	0.00	0.00	0.00
TOTAL 12-ADMINISTRATION	463,697	38,665.57	241,956.83	0.00	221,740.17	52.18
<u>14-MUNICIPAL COURT</u>						
PERSONNEL SERVICES	120,781	13,746.33	66,319.82	0.00	54,461.18	54.91
CONTRACTS & PROF. SVCS	24,986	1,250.00	11,189.30	0.00	13,796.70	44.78
MAINTENANCE	9,218	390.49	5,231.06	0.00	3,986.94	56.75
UTILITIES	1,200	163.66	572.56	0.00	627.44	47.71
SUPPLIES	5,500	570.19	7,001.38	0.00	1,501.38	127.30
MISCELLANEOUS	6,700	184.73	4,477.25	0.00	2,222.75	66.82
CAPITAL EXPENDITURES	40,000	0.00	37,125.44	3,988.80	1,114.24	102.79
TOTAL 14-MUNICIPAL COURT	208,385	16,305.40	131,916.81	3,988.80	72,479.39	65.22
<u>15-LIBRARY</u>						
PERSONNEL SERVICES	88,497	10,074.58	52,553.37	0.00	35,943.63	59.38
CONTRACTS & PROF. SVCS	250	0.00	57.30	0.00	192.70	22.92
MAINTENANCE	40,257	2,828.42	15,703.24	0.00	24,553.76	39.01
UTILITIES	9,550	982.60	4,612.89	0.00	4,937.11	48.30
SUPPLIES	3,610	372.41	1,761.98	0.00	1,848.02	48.81
MISCELLANEOUS	5,400	198.50	4,014.00	0.00	1,386.00	74.33

CITY OF FARMERSVILLE
REVENUE & EXPENSE REPORT (UNAUDITED)
AS OF: APRIL 30TH, 2014

100-GENERAL FUND
FINANCIAL SUMMARY

% OF YEAR COMPLETED: 58.33

	CURRENT BUDGET	CURRENT PERIOD	YEAR TO DATE ACTUAL	TOTAL ENCUMBERED	BUDGET BALANCE	% YTD BUDGET
CAPITAL EXPENDITURES	15,000	410.18	6,540.02	0.00	8,459.98	43.60
TRANSFERS	0	0.00	0.00	0.00	0.00	0.00
TOTAL 15-LIBRARY	162,564	14,866.69	85,242.80	0.00	77,321.20	52.44
16-CIVIC/CENTER						
UTILITIES	15,500	979.90	7,325.52	0.00	8,174.48	47.26
TOTAL 16-CIVIC/CENTER	15,500	979.90	7,325.52	0.00	8,174.48	47.26
21-POLICE DEPT.						
PERSONNEL SERVICES	644,454	70,007.28	375,197.46	0.00	269,256.54	58.22
CONTRACTS & PROF. SVCS	41,200	6,589.74	25,566.28	0.00	15,633.72	62.05
MISCELLANEOUS	1,000	0.00	0.00	0.00	1,000.00	0.00
MAINTENANCE	78,836	18,015.16	53,023.75	8,130.75	17,681.50	77.57
UTILITIES	32,820	3,776.88	17,399.39	0.00	15,420.61	53.01
SUPPLIES	60,600	5,967.50	29,702.42	0.00	30,897.58	49.01
MISCELLANEOUS	19,120	756.00	11,156.22	0.00	7,963.78	58.35
CAPITAL EXPENDITURES	0	0.00 (1,174.23)	7,819.74 (6,645.51)	0.00
TRANSFERS	0	0.00	0.00	0.00	0.00	0.00
TOTAL 21-POLICE DEPT.	878,030	105,112.56	510,871.29	15,950.49	351,208.22	60.00
22-FIRE DEPT.						
PERSONNEL SERVICES	108,225	13,911.68	69,429.83	0.00	38,795.17	64.15
CONTRACTS & PROF. SVCS	46,395	262.30	443.60	0.00	45,951.40	0.96
MISCELLANEOUS	1,500	0.00	0.00	0.00	1,500.00	0.00
MAINTENANCE	32,748	3,206.84	10,647.51	0.00	22,100.49	32.51
UTILITIES	720	60.00	210.00	0.00	510.00	29.17
SUPPLIES	27,599	1,281.99	9,800.39	7,095.88	10,702.73	61.22
MISCELLANEOUS	12,890	159.00	11,204.82	610.00	1,075.18	91.66
CAPITAL EXPENDITURES	0	0.00	0.00	0.00	0.00	0.00
TRANSFERS	0	0.00	0.00	0.00	0.00	0.00
TOTAL 22-FIRE DEPT.	230,077	18,881.81	101,736.15	7,705.88	120,634.97	47.57
34-STREET SYSTEM						
PERSONNEL SERVICES	122,983	9,745.60	62,583.16	0.00	60,399.84	50.89
CONTRACTS & PROF. SVCS	15,300	4,697.66	21,629.39	0.00 (6,329.39)	141.37
MISCELLANEOUS	51,562	715.46	16,260.41	0.00	35,301.59	31.54
MAINTENANCE	3,000	380.90	5,378.21	0.00 (2,378.21)	179.27
UTILITIES	46,200	8,548.35	28,748.73	0.00	17,451.27	62.23
SUPPLIES	11,000	928.44	5,355.49	0.00	5,644.51	48.69
MISCELLANEOUS	500	0.00	0.00	0.00	500.00	0.00
CAPITAL EXPENDITURES	0	0.00	0.00	0.00	0.00	0.00
TOTAL 34-STREET SYSTEM	250,545	25,016.41	139,955.39	0.00	110,569.61	55.86
60-PUBLIC WORKS BLDG						
PERSONNEL SERVICES	51,772	5,948.11	59,779.34	0.00 (8,007.34)	115.47
CONTRACTS & PROF. SVCS	10,000	264.44	10,824.95	0.00 (824.95)	108.25
MISCELLANEOUS	22,500	839.93	18,929.61	0.00	3,570.39	84.13
MAINTENANCE	56,193	2,582.38	13,158.49	12,979.55	30,054.96	46.51
UTILITIES	14,355	1,152.75	7,450.57	0.00	6,904.43	51.90
SUPPLIES	2,500	0.00	0.00	0.00	2,500.00	0.00

CITY OF FARMERSVILLE
REVENUE & EXPENSE REPORT (UNAUDITED)
AS OF: APRIL 30TH, 2014

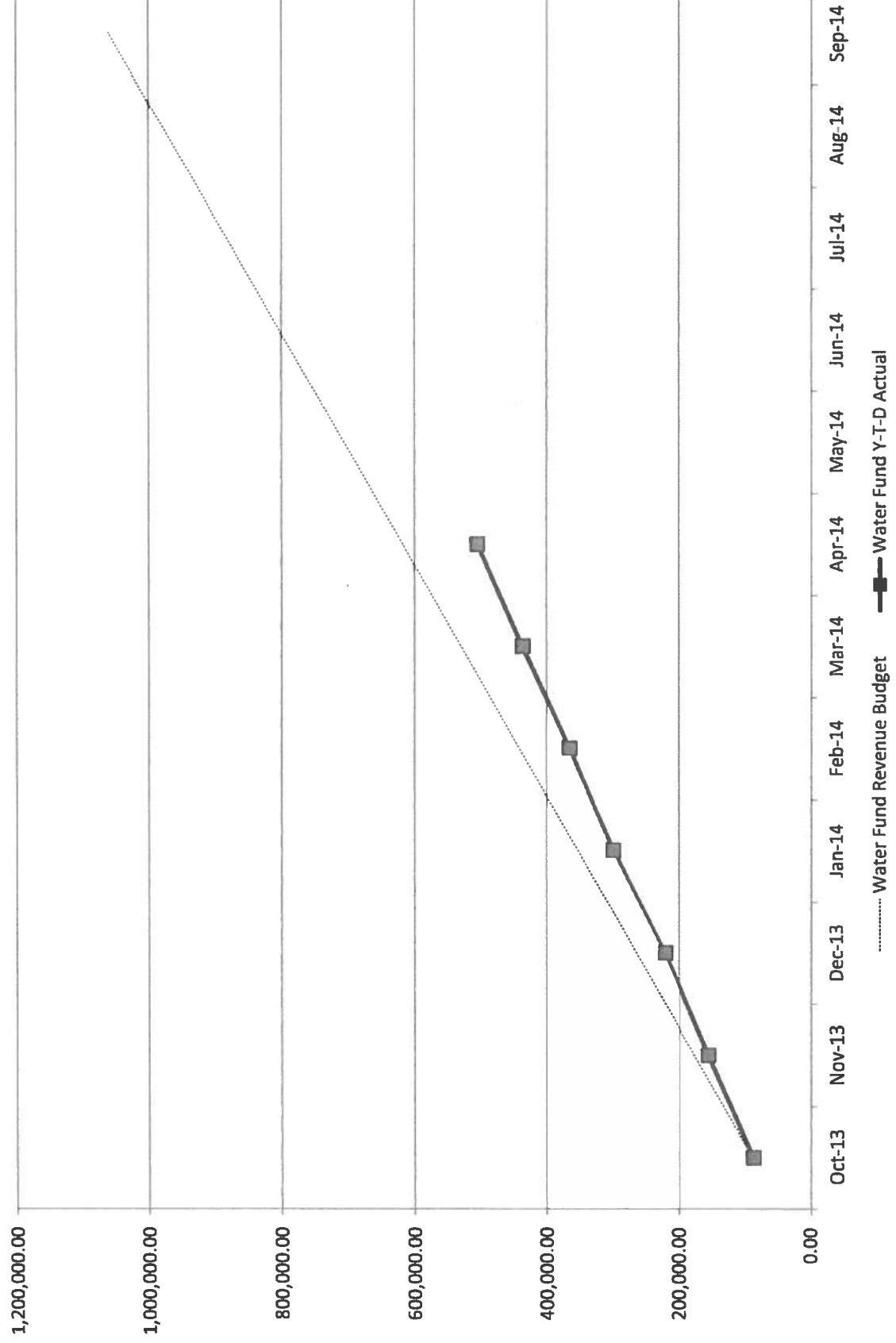
100-GENERAL FUND
FINANCIAL SUMMARY

% OF YEAR COMPLETED: 58.33

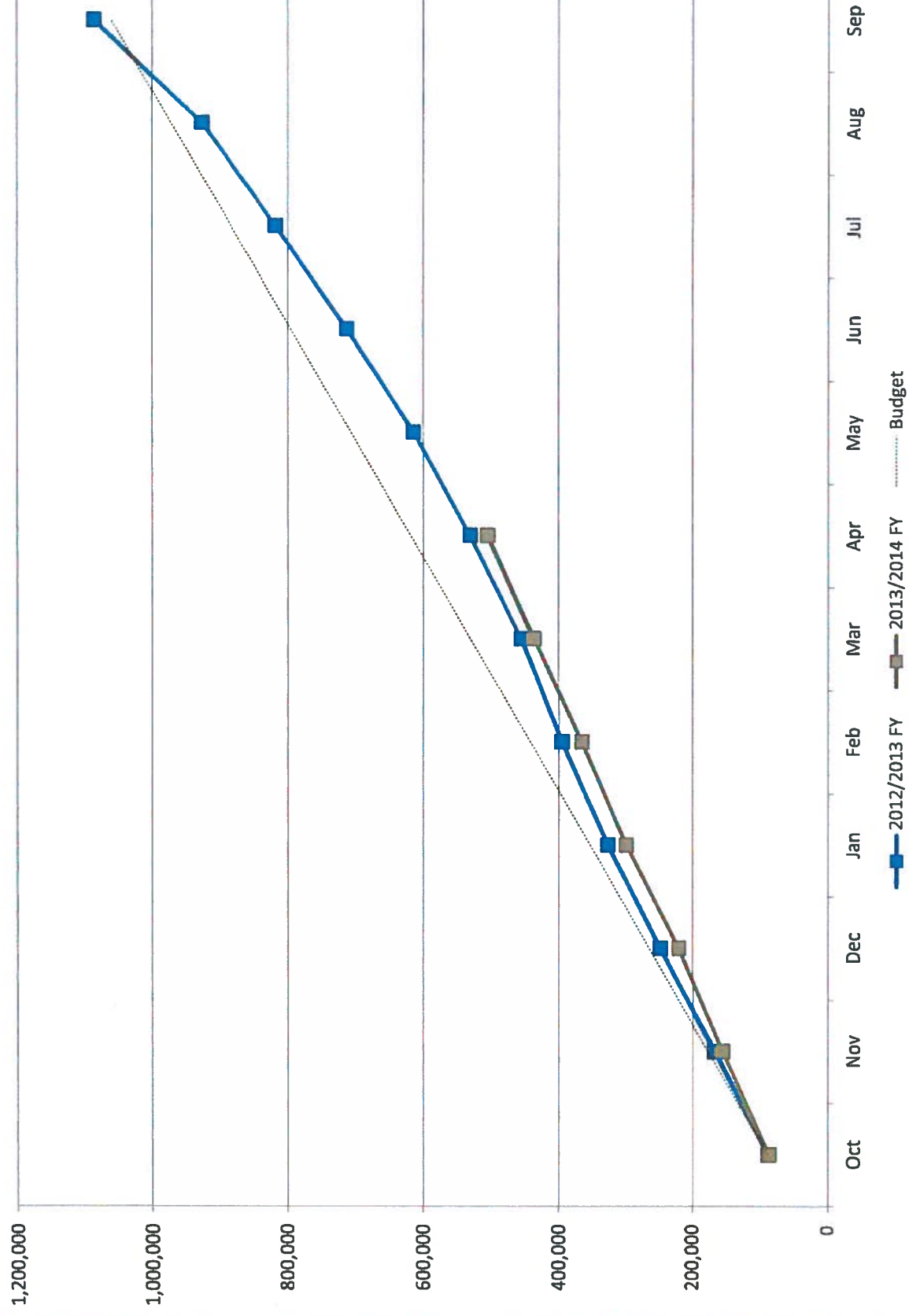
	CURRENT BUDGET	CURRENT PERIOD	YEAR TO DATE ACTUAL	TOTAL ENCUMBERED	BUDGET BALANCE	% YTD BUDGET
MISCELLANEOUS	0	0.00	0.00	0.00	0.00	0.00
CAPITAL EXPENDITURES	0	0.00	0.00	0.00	0.00	0.00
TRANSFERS	0	0.00	0.00	0.00	0.00	0.00
TOTAL 60-PUBLIC WORKS BLDG	157,320	10,787.61	110,142.96	12,979.55	34,197.49	78.26
39-PARKS						
PERSONNEL SERVICES	77,101	2,985.32	29,856.26	0.00	47,244.74	38.72
CONTRACTS & PROF. SVCS	63,500	9,641.90	40,389.46	0.00	23,110.54	63.61
MISCELLANEOUS	21,250	335.81	7,520.55	0.00	13,729.45	35.39
MAINTENANCE	14,000	1,046.41	8,066.42	0.00	5,933.58	57.62
UTILITIES	67,375	6,336.11	20,861.41	0.00	46,513.59	30.96
SUPPLIES	7,000	928.44	5,355.51	0.00	1,644.49	76.51
MISCELLANEOUS	0	0.00	0.00	0.00	0.00	0.00
TOTAL 39-PARKS	250,226	21,273.99	112,049.61	0.00	138,176.39	44.78
71-DEBT SERVICE						
DEBT SERVICE	71,066	0.00	71,065.37	0.00	0.63	100.00
TRANSFERS	0	0.00	0.00	0.00	0.00	0.00
TOTAL 71-DEBT SERVICE	71,066	0.00	71,065.37	0.00	0.63	100.00
TOTAL EXPENDITURES	2,715,300	253,273.42	1,532,964.10	40,624.72	1,141,711.18	57.95
REVENUE OVER/(UNDER) EXPENDITURES	(41,200) (44,848.45)	432,352.71 (40,624.72) (432,927.99)	950.80-

Water Fund Revenue Progress

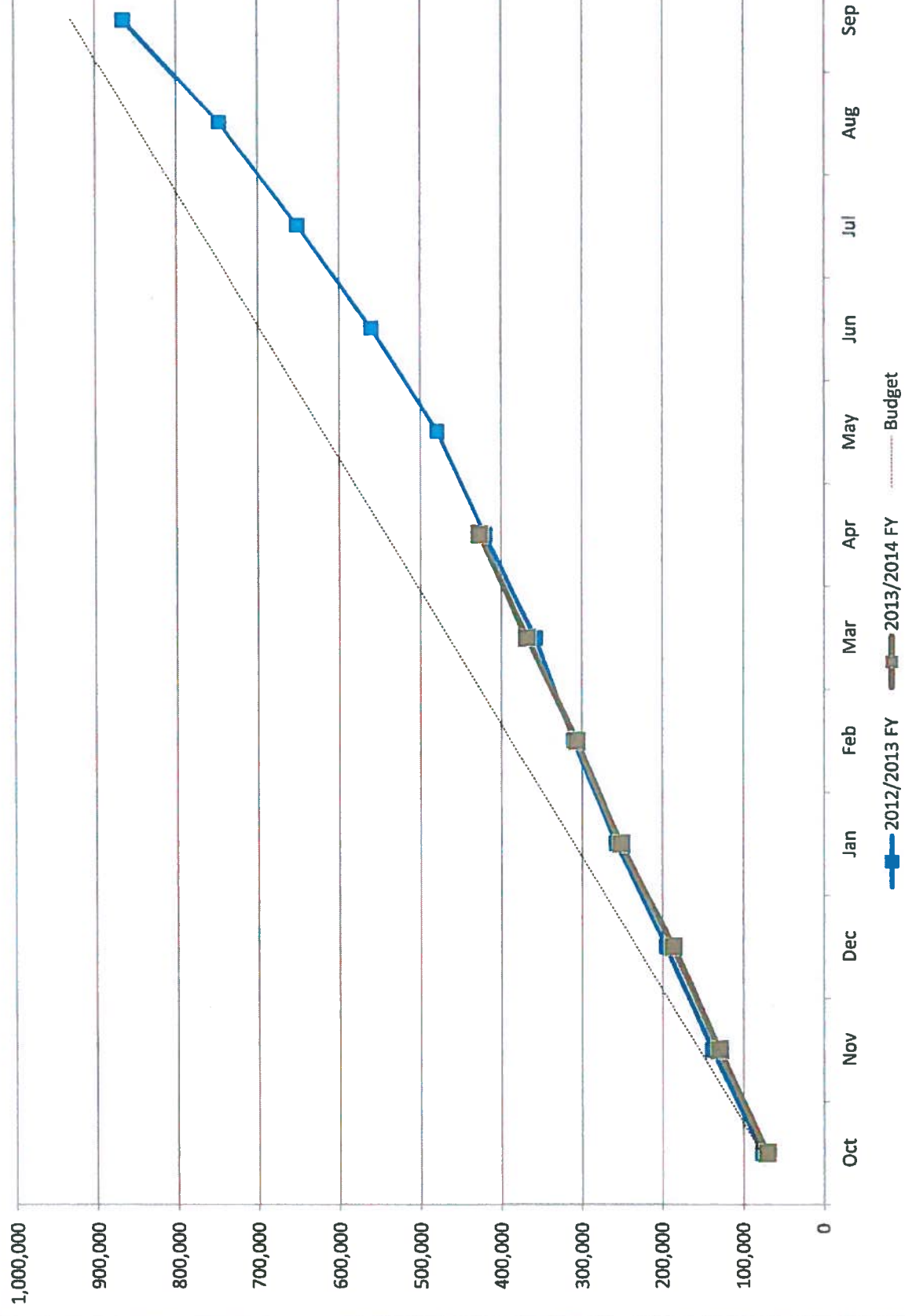
Budget Year 10/2013 thru 9/2014



Water Revenue Comparison Chart

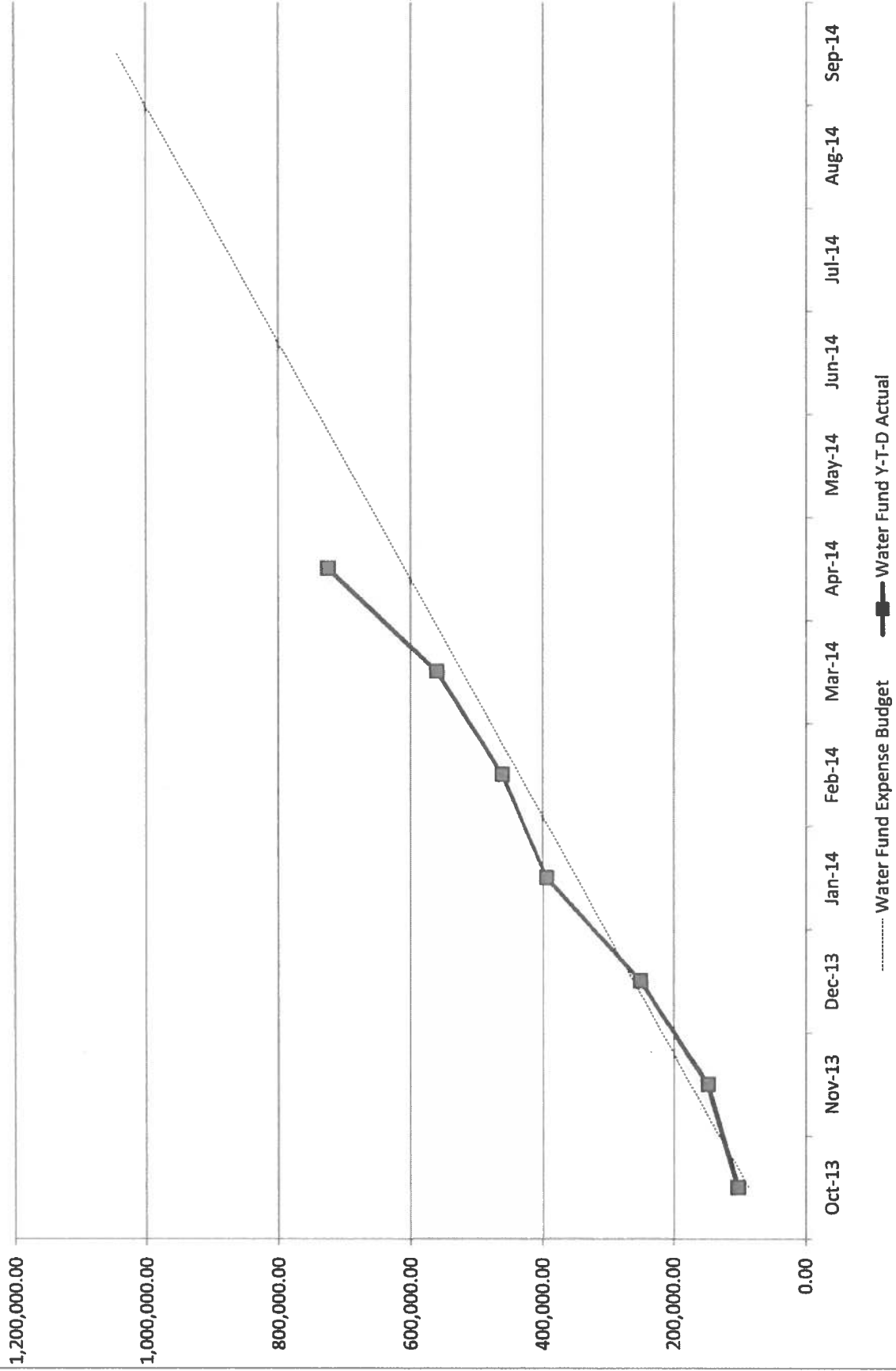


City Water Sales



Water Fund Expense

Budget Year 10/2013 thru 9/2014



CITY OF FARMERSVILLE
REVENUE & EXPENSE REPORT (UNAUDITED)
AS OF: APRIL 30TH, 2014

700-WATER FUND

% OF YEAR COMPLETED: 58.33

REVENUES	CURRENT BUDGET	CURRENT PERIOD	YEAR TO DATE ACTUAL	TOTAL ENCUMBERED	BUDGET BALANCE	% YTD BUDGET
00-REVENUE						
700.00.5714.000 CC CONV. FEE	0	0.00	0.00	0.00	0.00	0.00
700.00.5743.000 CONNECT FEE	3,500	335.00	1,913.20	0.00	1,586.80	54.66
700.00.5744.000 PENALTIES	18,000	993.52	8,369.14	0.00	9,630.86	46.50
700.00.5745.000 AGREEMENTS AND CONTRACTS	90,987	9,071.35	62,203.08	0.00	28,783.92	68.36
700.00.5746.000 IMPACT FEE	4,055	0.00	0.00	0.00	4,055.00	0.00
700.00.5751.000 CITY WATER SALES	930,898	830.64	366,713.73	0.00	564,184.27	39.39
700.00.5753.000 WATER TAP FEES	3,700	0.00	5,760.00	0.00	2,060.00	155.68
700.00.5762.000 INTEREST EARNED	1,500	43.77	336.79	0.00	1,163.21	22.45
700.00.5767.000 OTHER REVENUE	8,480	0.00	548.94	0.00	7,931.06	6.47
700.00.5769.000 OTHER REVENUE	0	0.00	0.00	0.00	0.00	0.00
TOTAL 00-REVENUE	1,061,120	9,613.00	445,844.88	0.00	615,275.12	42.02
TOTAL REVENUE	1,061,120	9,613.00	445,844.88	0.00	615,275.12	42.02

*****Water sales posted in May not April; Sales amount for month of April \$58,845

*****Charts reflect correct amount

CITY OF FARMERSVILLE
REVENUE & EXPENSE REPORT (UNAUDITED)
AS OF: APRIL 30TH, 2014

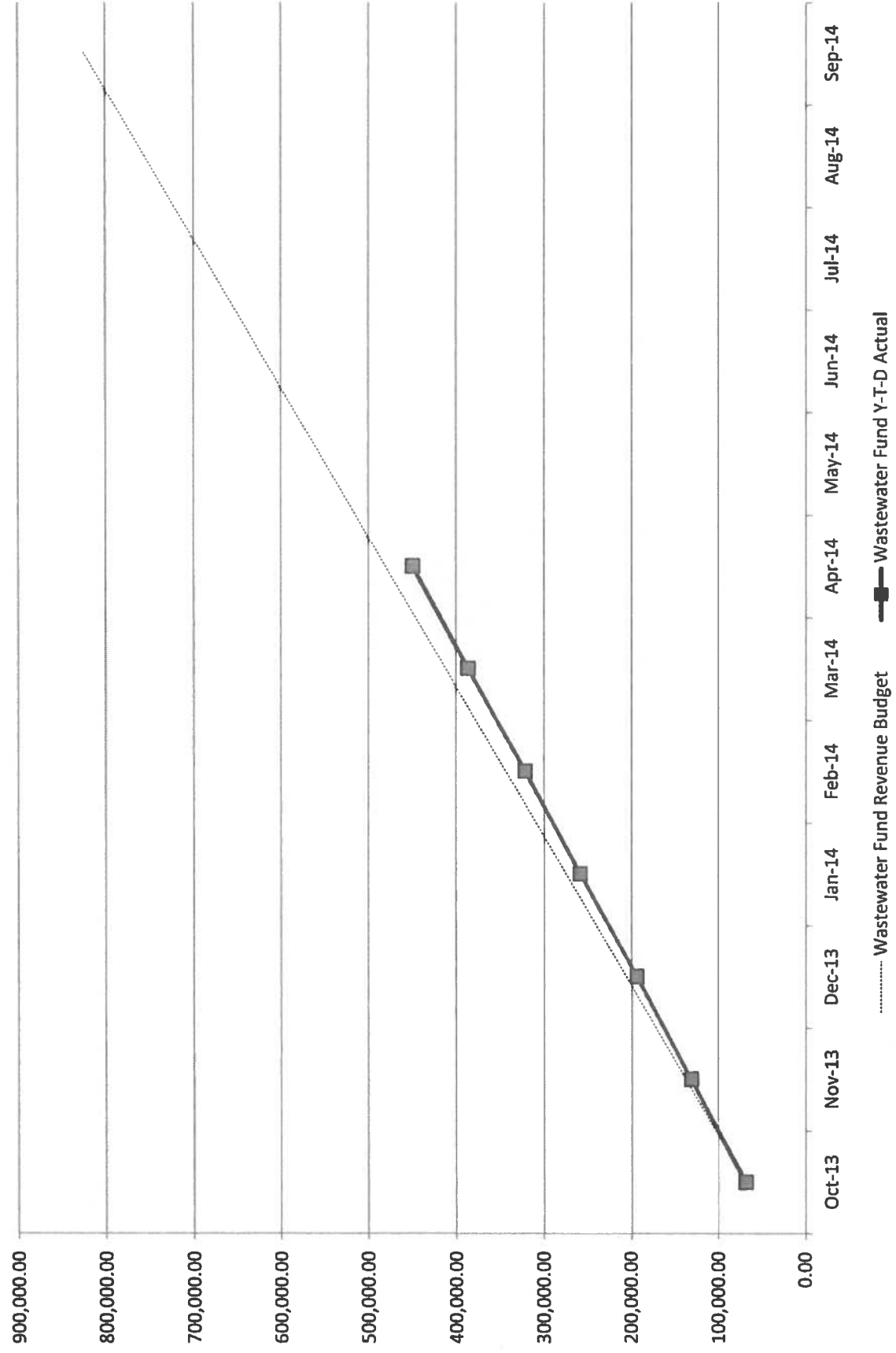
700-WATER FUND
FINANCIAL SUMMARY

% OF YEAR COMPLETED: 58.33

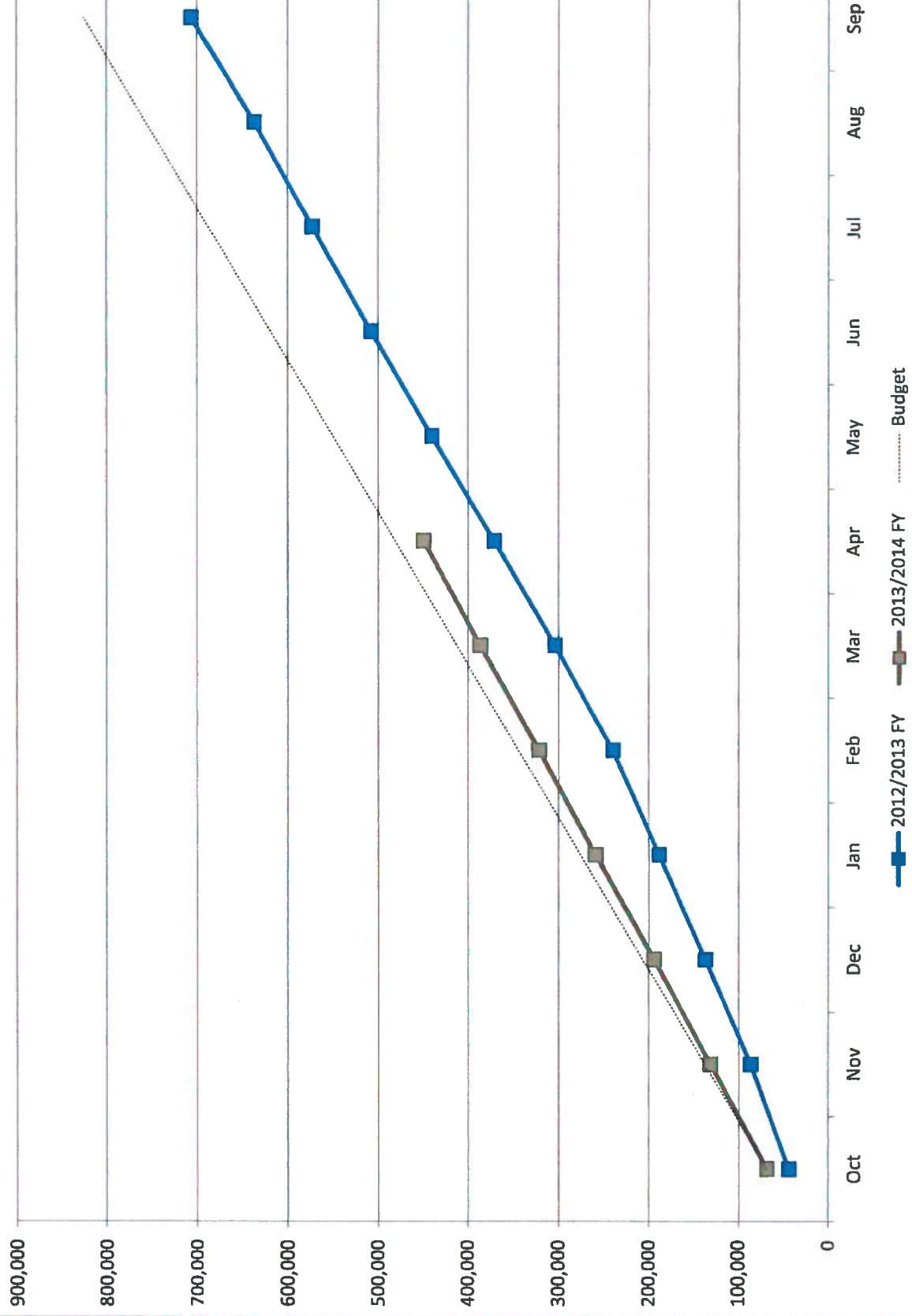
	CURRENT BUDGET	CURRENT PERIOD	YEAR TO DATE ACTUAL	TOTAL ENCUMBERED	BUDGET BALANCE	% YTD BUDGET
<u>REVENUE SUMMARY</u>						
00-REVENUE	1,061,120	9,613.00	445,844.88	0.00	615,275.12	42.02
TOTAL REVENUES	1,061,120	9,613.00	445,844.88	0.00	615,275.12	42.02
<u>EXPENDITURE SUMMARY</u>						
00-TRANSFER OUT						
TRANSFERS	0	0.00	0.00	0.00	0.00	0.00
TOTAL 00-TRANSFER OUT	0	0.00	0.00	0.00	0.00	0.00
12-ADMINISTRATION						
PERSONNEL SERVICES	62,190	14,483.22	78,349.10	0.00 (16,159.10)	125.98
CONTRACTS & PROF. SVCS	150	0.00	114.60	0.00	35.40	76.40
MAINTENANCE	12,589	4,834.82	11,071.14	0.00	1,517.86	87.94
UTILITIES	18,000	1,178.14	9,756.14	0.00	8,243.86	54.20
SUPPLIES	500	0.00	210.50	0.00	289.50	42.10
MISCELLANEOUS	2,150	158.65	1,222.58	0.00	927.42	56.86
TOTAL 12-ADMINISTRATION	95,579	20,654.83	100,724.06	0.00 (5,145.06)	105.38
52-STORM WATER SYSTEM						
PERSONNEL SERVICES	0	260.81	603.95	0.00 (603.95)	0.00
CONTRACTS & PROF. SVCS	0	0.00	0.00	0.00	0.00	0.00
MISCELLANEOUS	0	0.00	1,274.53	0.00 (1,274.53)	0.00
UTILITIES	0	0.00	0.00	0.00	0.00	0.00
SUPPLIES	0	0.00	0.00	0.00	0.00	0.00
MISCELLANEOUS	0	0.00	0.00	0.00	0.00	0.00
CAPITAL EXPENDITURES	0	0.00	0.00	0.00	0.00	0.00
TOTAL 52-STORM WATER SYSTEM	0	260.81	1,878.48	0.00 (1,878.48)	0.00
35-WATER DEPT.						
PERSONNEL SERVICES	132,869	25,749.81	136,436.61	0.00 (3,567.61)	102.69
CONTRACTS & PROF. SVCS	44,655	6,919.67	45,348.08	0.00 (693.08)	101.55
MISCELLANEOUS	77,050	7,834.76	38,612.85	0.00	38,437.15	50.11
MAINTENANCE	5,000	383.74	3,040.92	0.00	1,959.08	60.82
UTILITIES	32,200	4,029.92	14,598.68	0.00	17,601.32	45.34
SUPPLIES	534,472	88,340.66	311,298.25	0.00	223,173.75	58.24
MISCELLANEOUS	2,000	143.67	1,988.51	0.00	11.49	99.43
CAPITAL EXPENDITURES	0	0.00	0.00	0.00	0.00	0.00
TRANSFERS	121,874	10,156.16	71,093.12	0.00	50,780.88	58.33
TOTAL 35-WATER DEPT.	950,120	143,558.39	622,417.02	0.00	327,702.98	65.51
TOTAL EXPENDITURES						
	1,045,699	164,474.03	725,019.56	0.00	320,679.44	69.33
REVENUE OVER/ (UNDER) EXPENDITURES						
	15,421 (154,861.03) (279,174.68)	0.00	294,595.68	1,810.35-

Wastewater Fund Revenue Progress

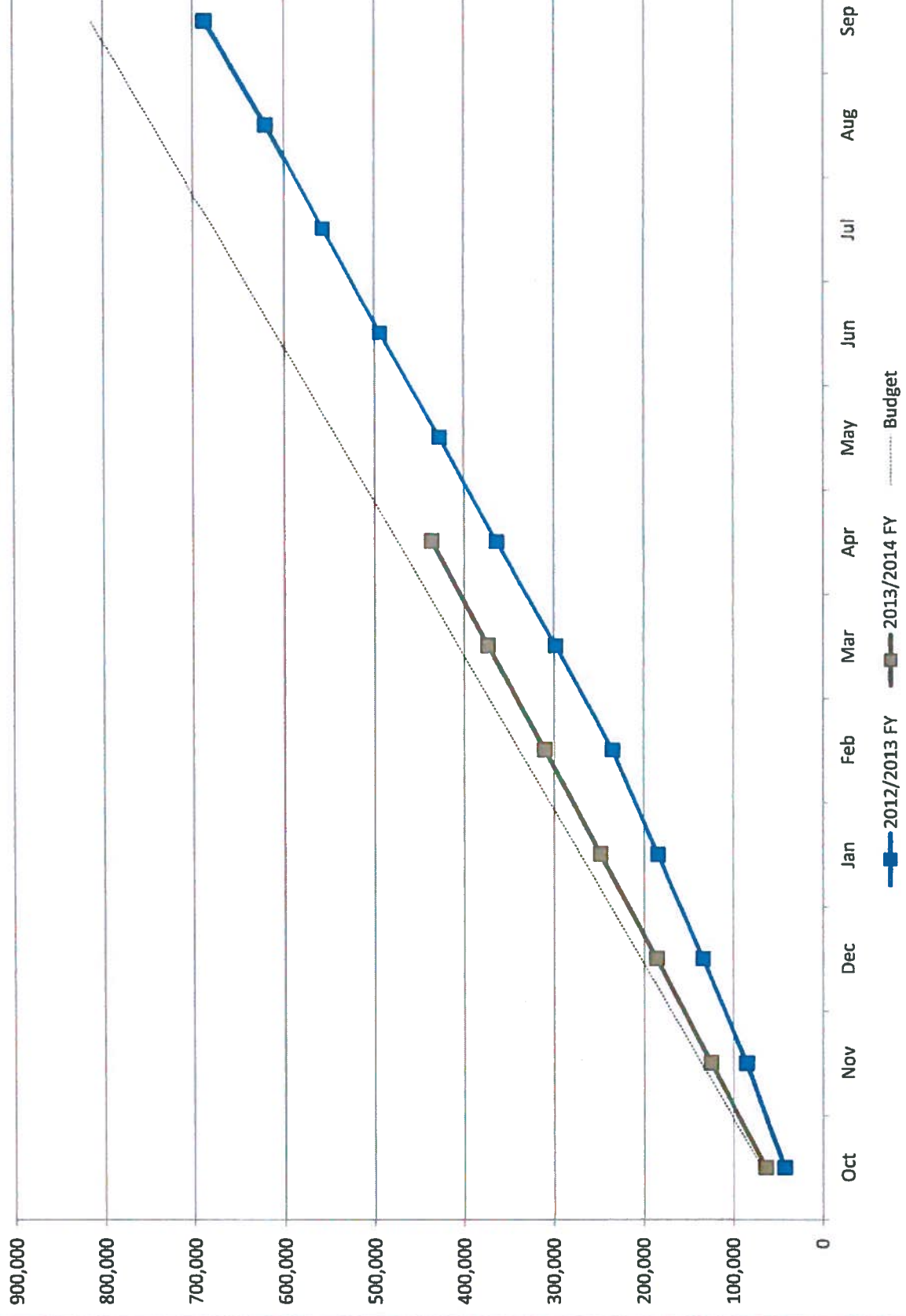
Budget Year 10/2013 thru 9/2014



Wastewater Revenue Comparison Chart

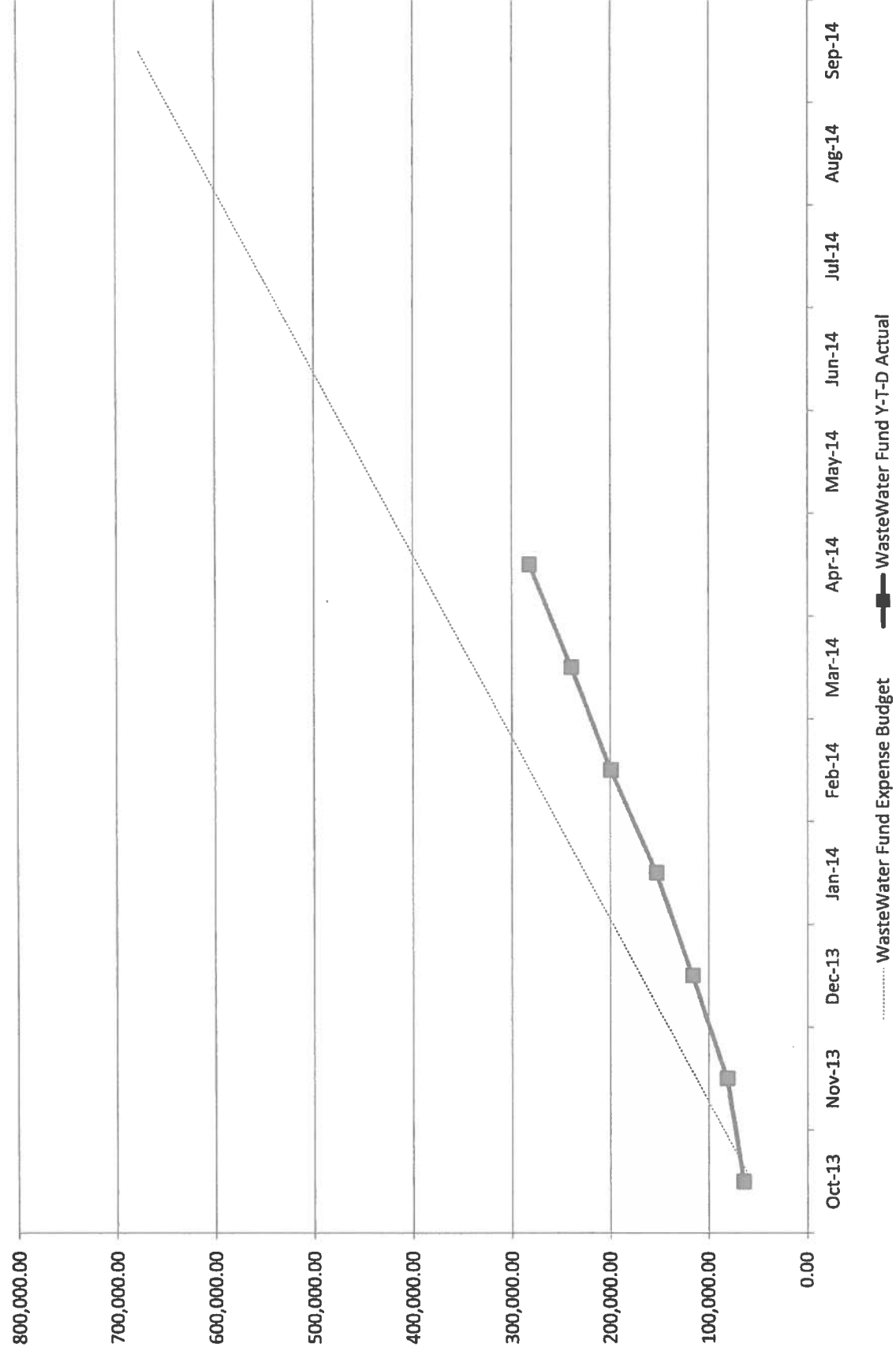


City Sewer Sales



Wastewater Fund Expense

Budget Year 10/2013 thru 9/2014



CITY OF FARMERSVILLE
REVENUE & EXPENSE REPORT (UNAUDITED)
AS OF: APRIL 30TH, 2014

705-WASTEWATER
FINANCIAL SUMMARY

% OF YEAR COMPLETED: 58.33

	CURRENT BUDGET	CURRENT PERIOD	YEAR TO DATE ACTUAL	TOTAL ENCUMBERED	BUDGET BALANCE	% YTD BUDGET
<u>REVENUE SUMMARY</u>						
00-REVENUE	825,489	369.26	386,800.09	0.00	438,688.91	46.86
TOTAL REVENUES	825,489	369.26	386,800.09	0.00	438,688.91	46.86
<u>EXPENDITURE SUMMARY</u>						
<u>36-WASTEWATER SYSTEM</u>						
PERSONNEL SERVICES	164,385	7,012.32	36,905.34	0.00	127,479.66	22.45
CONTRACTS & PROF. SVCS	10,000	1,575.00	6,139.04	0.00	3,860.96	61.39
MISCELLANEOUS	8,500	516.51	9,427.48	0.00	927.48	110.91
MAINTENANCE	233,890	19,658.00	137,169.05	0.00	96,720.95	58.65
UTILITIES	8,750	878.95	4,984.94	0.00	3,765.06	56.97
SUPPLIES	0	928.44	2,954.80	0.00	2,954.80	0.00
MISCELLANEOUS	0	88.83	76.69	0.00	76.69	0.00
DEBT SERVICE	106,662	0.00	0.00	0.00	106,662.00	0.00
CAPITAL EXPENDITURES	0	0.00	0.00	44,300.00	44,300.00	0.00
TRANSFERS	144,601	12,050.08	84,350.56	0.00	60,250.44	58.33
TOTAL 36-WASTEWATER SYSTEM	676,788	42,808.13	282,007.90	44,300.00	350,480.10	48.21
<u>TOTAL EXPENDITURES</u>						
TOTAL EXPENDITURES	676,788	42,808.13	282,007.90	44,300.00	350,480.10	48.21
REVENUE OVER/(UNDER) EXPENDITURES	148,701	(42,438.87)	104,792.19	(44,300.00)	88,208.81	40.68

*******Sewer sales posted in May not April; Sales amount for month of April \$62,910**

*******Charts reflect correct amount**

CITY OF FARMERSVILLE
REVENUE & EXPENSE REPORT (UNAUDITED)
AS OF: APRIL 30TH, 2014

PAGE: 2

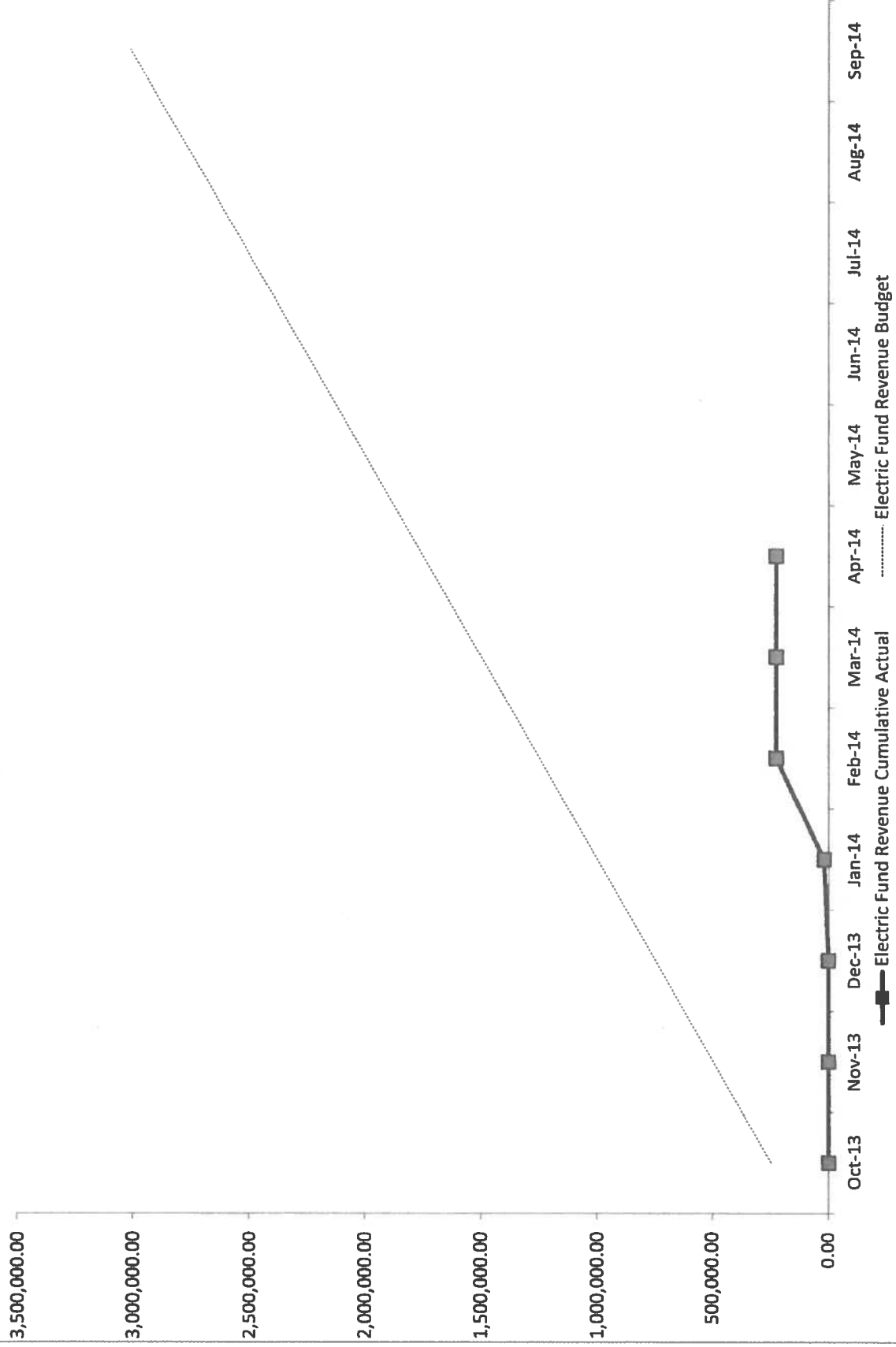
705-WASTEWATER

% OF YEAR COMPLETED: 58.33

REVENUES	CURRENT BUDGET	CURRENT PERIOD	YEAR TO DATE ACTUAL	TOTAL ENCUMBERED	BUDGET BALANCE	% YTD BUDGET
00-REVENUE						
705.00.5741.000 SEWER SALES	813,489	807.70)	372,691.06	0.00	440,797.94	45.81
705.00.5743.000 FEES	0	0.00	0.00	0.00	0.00	0.00
705.00.5744.000 PENALTIES	12,000	1,176.96	9,669.03	0.00	2,330.97	80.58
705.00.5745.000 AGREEMENTS AND CONTRACTS	0	0.00	0.00	0.00	0.00	0.00
705.00.5746.000 IMPACT FEE	0	0.00	4,440.00	0.00	4,440.00)	0.00
705.00.5753.000 SEWER TAP FEE	0	0.00	0.00	0.00	0.00	0.00
705.00.5762.000 INTEREST EARNED	0	0.00	0.00	0.00	0.00	0.00
705.00.5767.000 OTHER REVENUE	0	0.00	0.00	0.00	0.00	0.00
705.00.5768.000 SEWER BACKUP SERVICES	0	0.00	0.00	0.00	0.00	0.00
TOTAL 00-REVENUE	825,489	369.26	386,800.09	0.00	438,688.91	46.86
TOTAL REVENUE	825,489	369.26	386,800.09	0.00	438,688.91	46.86


Electric Fund Revenue Progress

Budget Year 10/2013 thru 9/2014



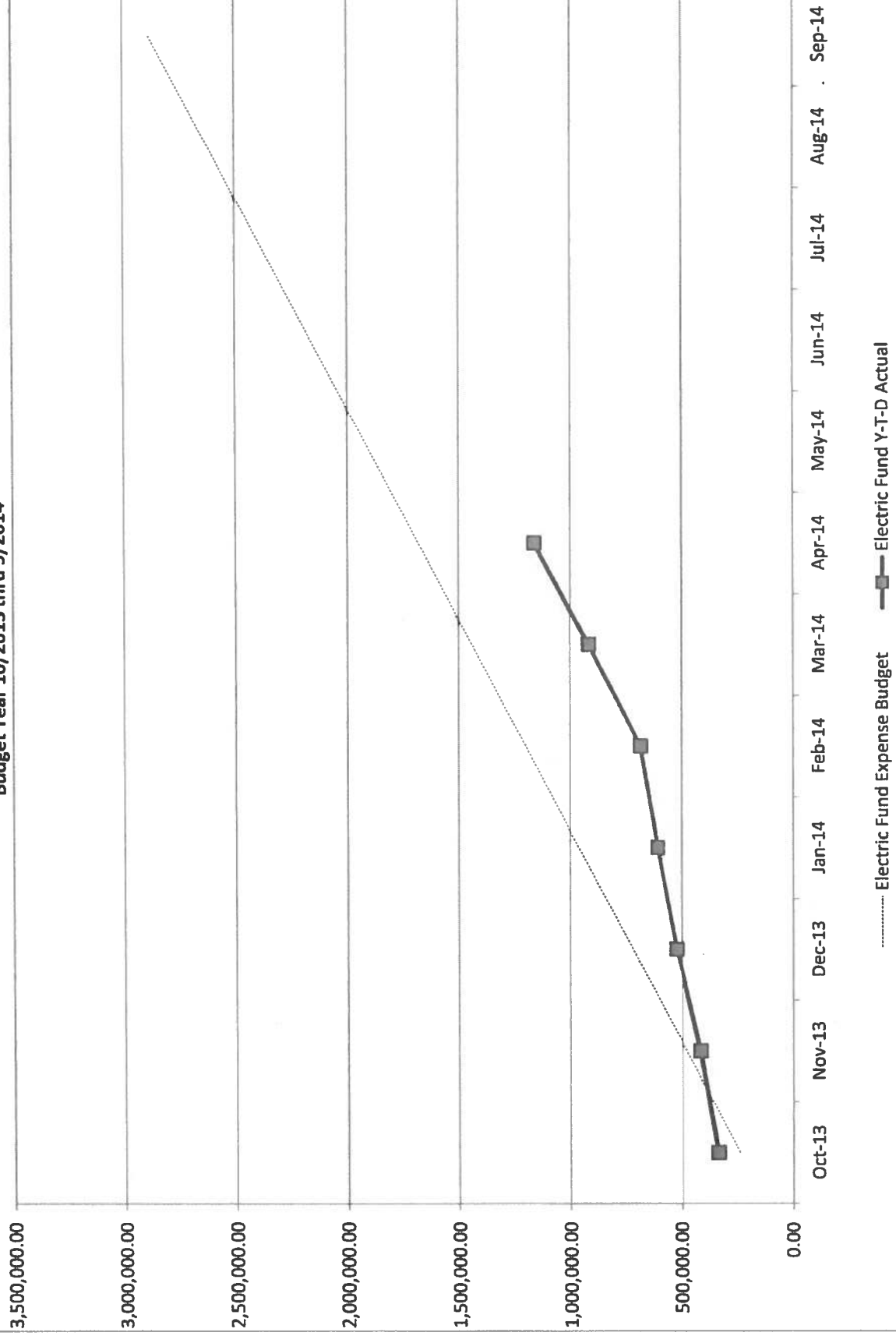
Electric Fund Surcharge Revenue Progress

Budget Year 10/2013 thru 9/2014



Electric Fund Expense

Budget Year 10/2013 thru 9/2014



CITY OF FARMERSVILLE
REVENUE & EXPENSE REPORT (UNAUDITED)
AS OF: APRIL 30TH, 2014

715-ELECTRIC FUND
FINANCIAL SUMMARY

% OF YEAR COMPLETED: 58.33

CURRENT BUDGET	CURRENT PERIOD	YEAR TO DATE ACTUAL	TOTAL ENCUMBERED	BUDGET BALANCE	% YTD BUDGET
-------------------	-------------------	------------------------	---------------------	-------------------	-----------------

REVENUE SUMMARY

00-REVENUE	1,000,250 (684.86)	280,624.01	0.00	719,625.99	28.06
------------	-------------	---------	------------	------	------------	-------

TOTAL REVENUES	1,000,250 (684.86)	280,624.01	0.00	719,625.99	28.06
----------------	-------------	---------	------------	------	------------	-------

EXPENDITURE SUMMARY

37-ELECTRIC DEPT.						
PERSONNEL SERVICES	49,862	39,047.21	75,578.43	0.00 (25,716.43)	151.58
CONTRACTS & PROF. SVCS	80,000	30,443.56	92,653.85	0.00 (12,653.85)	115.82
MISCELLANEOUS	25,000	74,003.84	118,578.85	41,575.95 (135,154.80)	640.62
MAINTENANCE	0	611.12	3,830.12	2,648.42 (6,478.54)	0.00
UTILITIES	0	247.40	277.40	0.00 (277.40)	0.00
SUPPLIES	0	2,654.75	9,259.96	0.00 (9,259.96)	0.00
MISCELLANEOUS	0	170.71	2,929.64	0.00 (2,929.64)	0.00
DEBT SERVICE	0	0.00	25,000.00	0.00 (25,000.00)	0.00
CAPITAL EXPENDITURES	150,000	208,228.00	246,528.00	133,755.75 (230,283.75)	253.52
TRANSFERS	704,050	58,670.83	410,695.81	0.00	293,354.19	58.33
TOTAL 37-ELECTRIC DEPT.	1,008,912	414,077.42	985,332.06	177,980.12 (154,400.18)	115.30

TOTAL EXPENDITURES	1,008,912	414,077.42	985,332.06	177,980.12 (154,400.18)	115.30
--------------------	-----------	------------	------------	--------------	-------------	--------

REVENUE OVER/ (UNDER) EXPENDITURES	(8,662)	(414,762.28)	(704,708.05)	(177,980.12)	874,026.17	190.35
------------------------------------	---	--------	---	-------------	---	-------------	---	-------------	------------	--------

CITY OF FARMERSVILLE
REVENUE & EXPENSE REPORT (UNAUDITED)
AS OF: APRIL 30TH, 2014

PAGE: 2

715-ELECTRIC FUND

% OF YEAR COMPLETED: 58.33

REVENUES	CURRENT BUDGET	CURRENT PERIOD	YEAR TO DATE ACTUAL	TOTAL ENCUMBERED	BUDGET BALANCE	% YTD BUDGET
00-REVENUE						
715.00.5743.000 FEES	0	180.00	180.00	0.00 (180.00)	0.00
715.00.5744.000 PENALTIES	0	0.00	0.00	0.00	0.00	0.00
715.00.5745.000 AGREEMENTS AND CONTRACTS	850,000	0.00	206,199.27	0.00	643,800.73	24.26
715.00.5751.000 ELECTRICITY SALES	0 (890.00)	50.07	0.00 (50.07)	0.00
715.00.5755.000 SURCHARGE	0	0.00	0.00	0.00	0.00	0.00
715.00.5757.000 PCA (PURCHASE COST ADJ)	0	0.00	0.00	0.00	0.00	0.00
715.00.5762.000 INTEREST	250	25.14	138.86	0.00	111.14	55.54
715.00.5767.000 OTHER REVENUE	150,000	0.00	74,055.81	0.00	75,944.19	49.37
715.00.5799.000 4A SUPPORT	0	0.00	0.00	0.00	0.00	0.00
TOTAL 00-REVENUE	1,000,250 (684.86)	280,624.01	0.00	719,625.99	28.06
TOTAL REVENUE	1,000,250 (684.86)	280,624.01	0.00	719,625.99	28.06

CITY OF FARMERSVILLE
REVENUE & EXPENSE REPORT (UNAUDITED)
AS OF: APRIL 30TH, 2014

PAGE: 2

720-REFUSE FUND

% OF YEAR COMPLETED: 58.33

REVENUES	CURRENT BUDGET	CURRENT PERIOD	YEAR TO DATE ACTUAL	TOTAL ENCUMBERED	BUDGET BALANCE	% YTD BUDGET
00-REVENUE						
720.00.5743.000 FEES	0	0.00	0.00	0.00	0.00	0.00
720.00.5744.000 PENALTIES	6,500	494.90	4,987.78	0.00	1,512.22	76.74
720.00.5745.000 AGREEMENTS AND CONTRACTS	0	0.00	0.00	0.00	0.00	0.00
720.00.5751.000 RESIDENTIAL TRASH COLL	240,227	(16.10)	121,937.60	0.00	118,289.40	50.76
720.00.5752.000 COMMERCIAL TRASH COLLECT	190,360	0.00	146,267.45	0.00	44,092.55	76.84
720.00.5755.000 RECYCLE	4,970	388.50	2,828.35	0.00	2,141.65	56.91
720.00.5762.000 INTEREST EARNED	125	2.08	15.66	0.00	109.34	12.53
720.00.5767.000 OTHER REVENUE	0	0.00	0.00	0.00	0.00	0.00
720.00.5768.000 BRUSH AND CHIPPING AND P	1,500	0.00	30.00	0.00	1,470.00	2.00
TOTAL 00-REVENUE	443,682	869.38	276,066.84	0.00	167,615.16	62.22
TOTAL REVENUE	443,682	869.38	276,066.84	0.00	167,615.16	62.22

*****Refuse sales posted in May not April; Sales amount for month of April \$46,864

*****Charts reflect correct amount

CITY OF FARMERSVILLE
REVENUE & EXPENSE REPORT (UNAUDITED)
AS OF: APRIL 30TH, 2014

720-REFUSE FUND
FINANCIAL SUMMARY

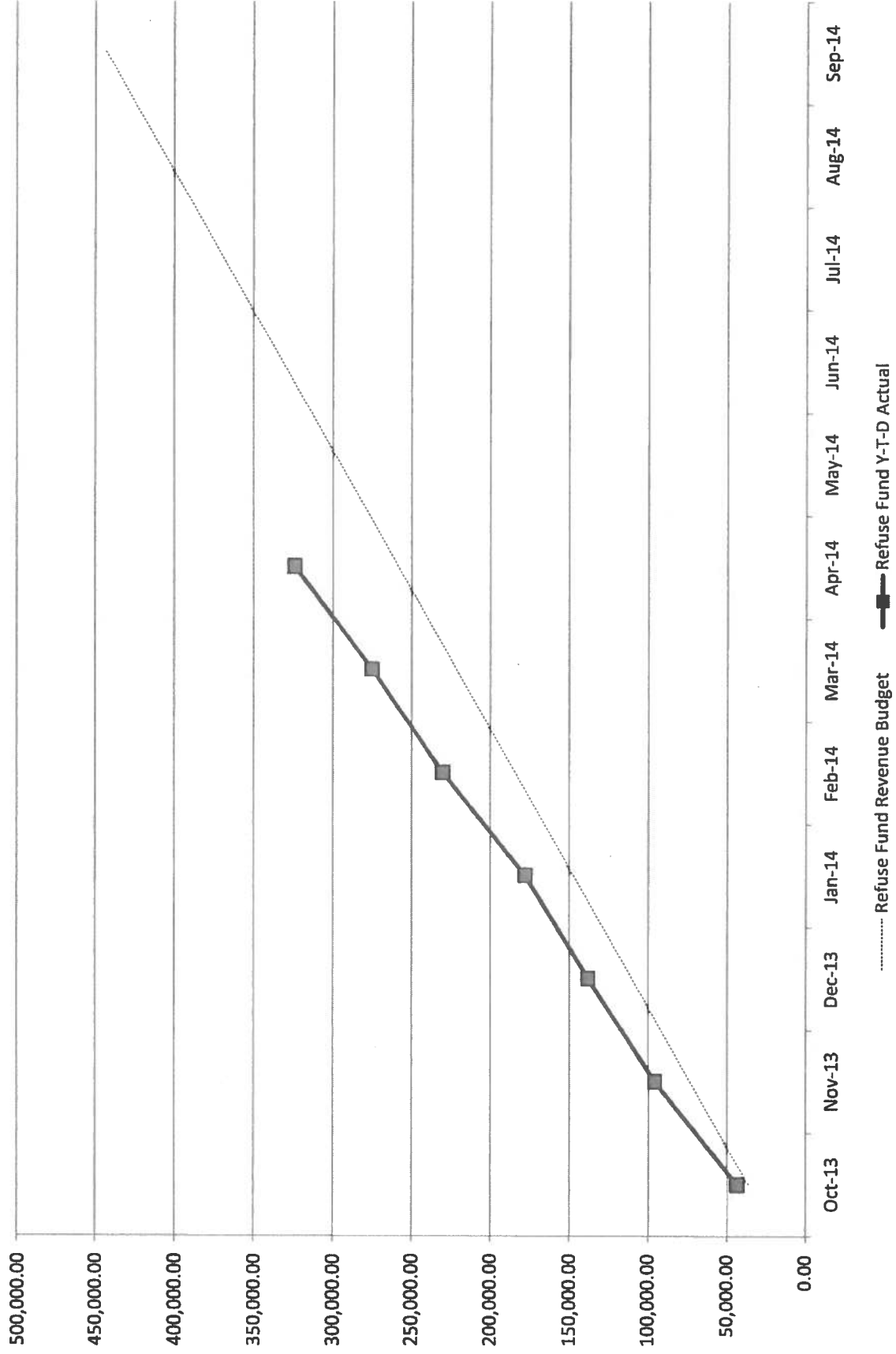
% OF YEAR COMPLETED: 58.33

	CURRENT BUDGET	CURRENT PERIOD	YEAR TO DATE ACTUAL	TOTAL ENCUMBERED	BUDGET BALANCE	% YTD BUDGET
<u>REVENUE SUMMARY</u>						
00-REVENUE	443,682	869.38	276,066.84	0.00	167,615.16	62.22
TOTAL REVENUES	443,682	869.38	276,066.84	0.00	167,615.16	62.22
<u>EXPENDITURE SUMMARY</u>						
32-REFUSE DEPT.						
PERSONNEL SERVICES	0	95.64	119.87	0.00 (119.87)	0.00
CONTRACTS & PROF. SVCS	324,130	35,799.95	262,831.87	0.00	61,298.13	81.09
MISCELLANEOUS	75,100	6,258.33	43,808.31	0.00	31,291.69	58.33
MAINTENANCE	0	0.00	0.00	0.00	0.00	0.00
UTILITIES	2,400	200.00	1,400.00	0.00	1,000.00	58.33
MISCELLANEOUS	0	0.00 (17.06)	0.00	17.06	0.00
CAPITAL EXPENDITURES	0	0.00	0.00	0.00	0.00	0.00
TRANSFERS	0	0.00	0.00	0.00	0.00	0.00
TOTAL 32-REFUSE DEPT.	401,630	42,353.92	308,142.99	0.00	93,487.01	76.72
35-WATER DEPT.						
SUPPLIES	0	0.00	0.00	0.00	0.00	0.00
TOTAL 35-WATER DEPT.	0	0.00	0.00	0.00	0.00	0.00

TOTAL EXPENDITURES	401,630	42,353.92	308,142.99	0.00	93,487.01	76.72
REVENUE OVER/ (UNDER) EXPENDITURES	42,052 (41,484.54) (32,076.15)	0.00	74,128.15	76.28--

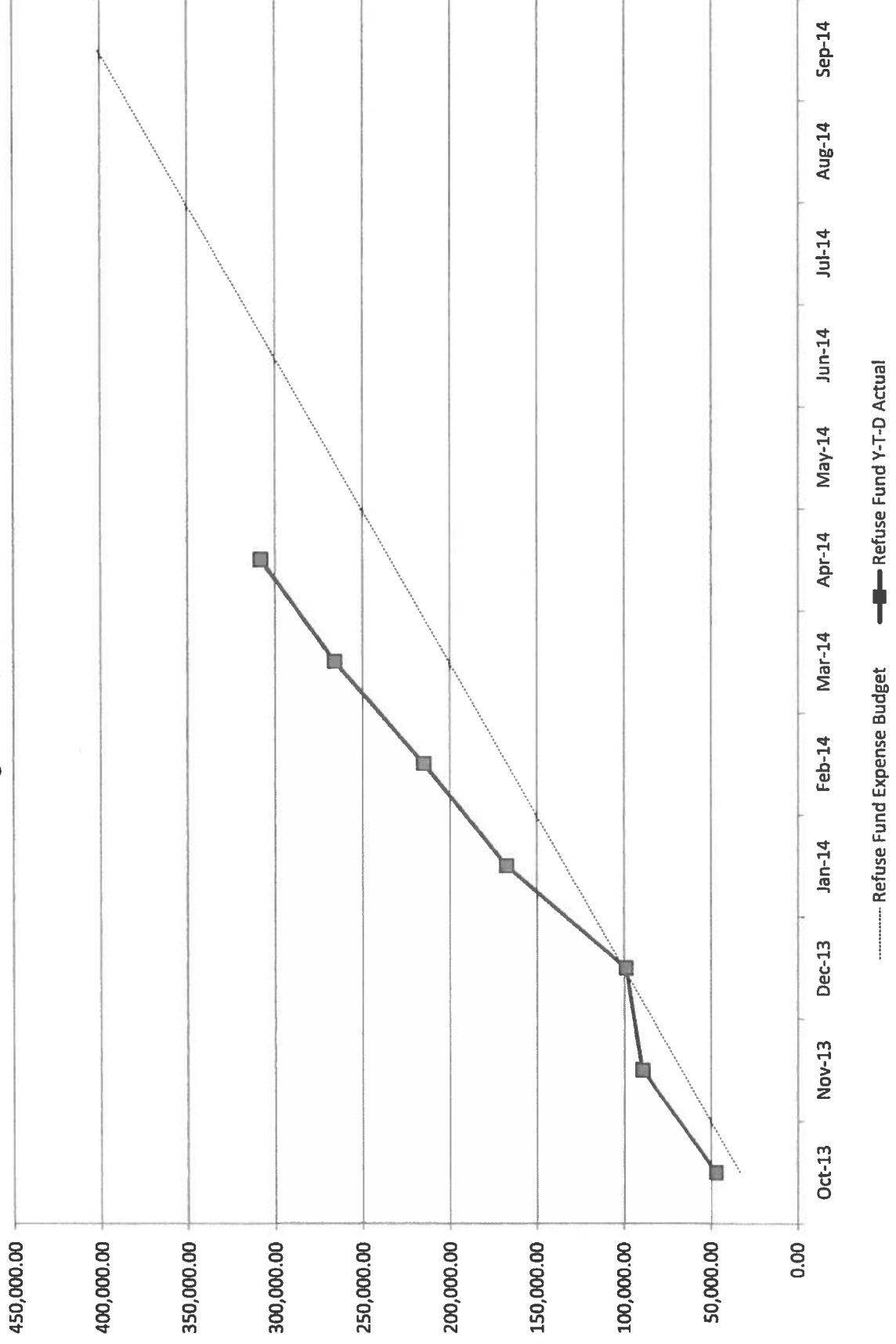
Refuse Fund Revenue Progress

Budget Year 10/2013 thru 9/2014



Refuse Fund Expense

Budget Year 10/2013 thru 9/2014





TO: Mayor and Councilmembers

FROM: City Manager Ben White

DATE: May 27, 2014

SUBJECT: NCTCOG presentation regarding Vision North Texas

- A Power Point Presentation is attached.
- Kevin Shepherd with Verdunity, Inc. will be offering the presentation.

ACTION: Receive information. Council to act as deemed necessary.


BIO



Kevin is a Principal and co-founder of VERDUNITY (vur-doo-ni-tee), a DFW-based planning and engineering firm specializing in sustainable communities and infrastructure. Kevin graduated in 1994 from Texas A&M, and spent the first 17 years of his career working for large engineering firms, completing projects ranging from local street reconstruction and community parks to high profile projects like the Hoover Dam Bridge. In 2011, he left his position as National Director of Community Planning with HDR, and started VERDUNITY with two other partners. Kevin and his team help communities to assess the long-term costs of their development patterns, and implement projects that are more fiscally and environmentally sustainable. He participates in several local and national committees, and speaks frequently on the topics of sustainable development, green infrastructure and fiscally strong communities. He lives in Rockwall with his wife Natalie and daughter Sydney.

CONTACT INFORMATION


Kevin Shepherd, Principal
VERDUNITY, Inc.
214.425.6720
kevin@verdunity.com



Vision North Texas 2050

*Planning for a Future That is Better Than
"Business as Usual"*

Kevin Shepherd, P.E., ENV-SP
Principal, Verdunity, Inc.
Kevin@verdunity.com
214-425-6720



Introduction



Personal Bio

- 20+ Yrs Exp in Community Planning, Civil Engineering & Consulting
- National Director, HDR's Community Planning & Consulting Group (2009-2011)
- Participated in Vision NTX Development (2005-2009)
- VNT Speaker's Bureau Member
- Founded VERDUNITY in 2011 to Focus on North Texas Communities


*Kevin Shepherd, PE, ENV-SP
Principal & Co-Founder
VERDUNITY, Inc.*



North Texas is a Preferred Destination

"If current trends continue, the 16-county North Texas region will have over 75% more people in 2030 than in 2000, and the population will more than double by 2050."

- Vision North Texas 2050



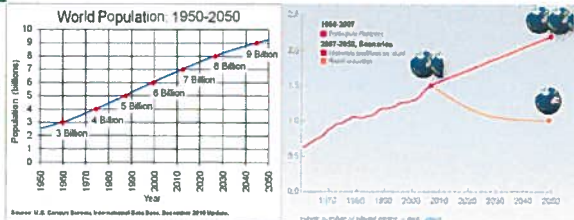
Overview

- Global and National Trends
- Summary of Vision North Texas 2050 Study
- Leading Transformation at the Local Level



Global and National Trends

Population Growth and Ecological Footprint

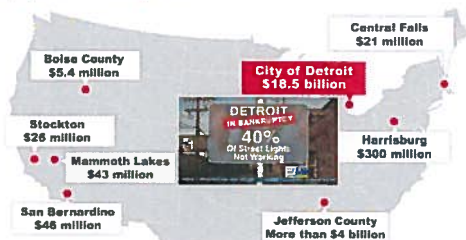


At our current development and consumption levels, we would need the equivalent of 2.5 Earths to sustain 9 Billion people in 2050.



Global and National Trends

Federal, State and Local Debt



Municipalities are not bringing in enough revenue to maintain service levels and infrastructure.

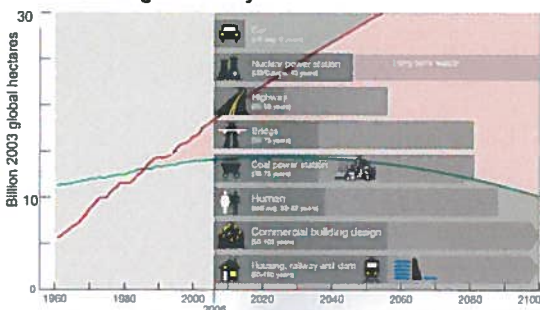
Source: governing.com



Global and National Trends

Deteriorating Infrastructure

2050 is being built today



Balancing Growth, Quality of Life & Budgets

Integration and Collaboration are Critical



- Jurisdictional Boundaries are Irrelevant to the Environment and the Economy
- Doing Better Means Focusing on Three Scales:
 - Regions (Metro)
 - Watershed
 - Neighborhood

VEROUNITY

Center of Development Excellence



- The NCTCOG Center of Development Excellence began in 2001 to promote quality growth in North Texas that
 - Enhances the built environment,
 - Reduces vehicle miles traveled,
 - Uses water & energy resources effectively and efficiently, and
 - Helps advance environmental stewardship.
- Encourages cities, counties, school districts, other public agencies, and the private sector to incorporate the Principles of Development Excellence as they plan and create future development and redevelopment in the region.
- Vision North Texas began in 2005 as a Center of Development Excellence Initiative to help accomplish these goals.

VEROUNITY

Vision North Texas

Private-Public-Academic Partnership

VNT is a private-public-academic partnership with three objectives:

- Increase awareness about expected growth
- Serve as a forum for discussion among all stakeholders about critical issues, and
- Build support for initiatives that might create a successful and sustainable future for North Texas.



Vision North Texas

16 County Focus Area



Vision North Texas

16 County Focus Area

- 230 Member Governments, including 16 Counties, numerous cities, school districts and special districts
- Geographically, the 2nd largest metropolitan area in the nation
- Larger than 34 states, with a population of 6.6 million residents
- Larger than 9 states in land area

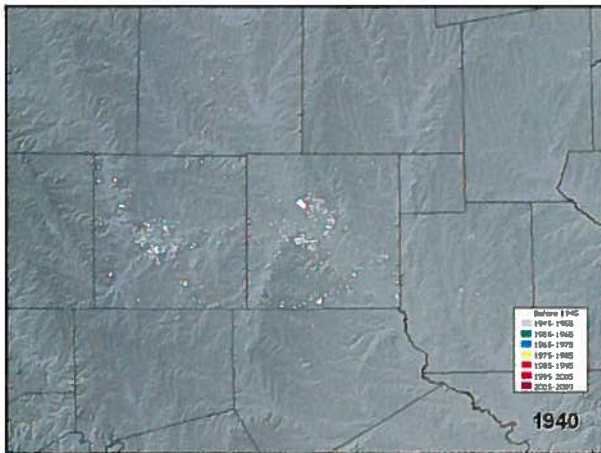


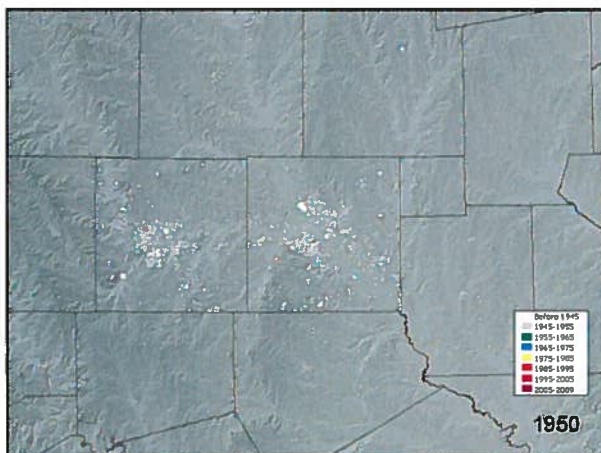
Vision North Texas

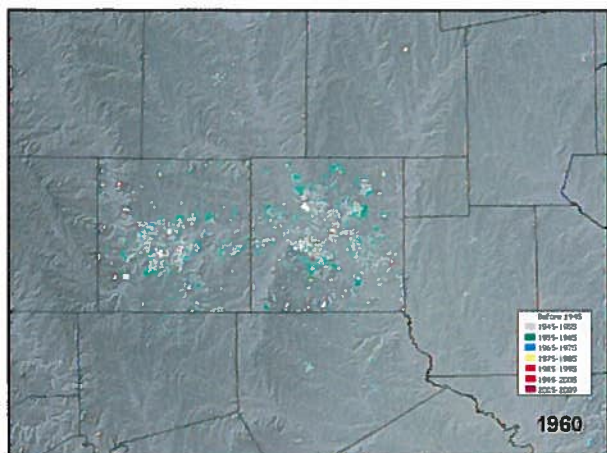
Questions Asked in the VNT Study

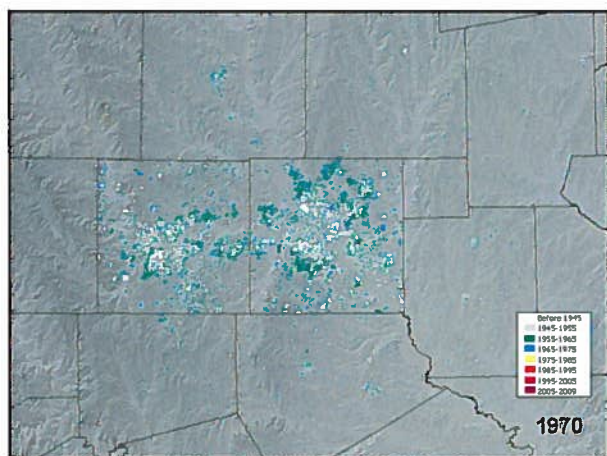
- Where are we?
- How did we get here?
- Where are we headed under 'business as usual'?
- How can we do better?
- What does this mean to local businesses, residents and community leaders?

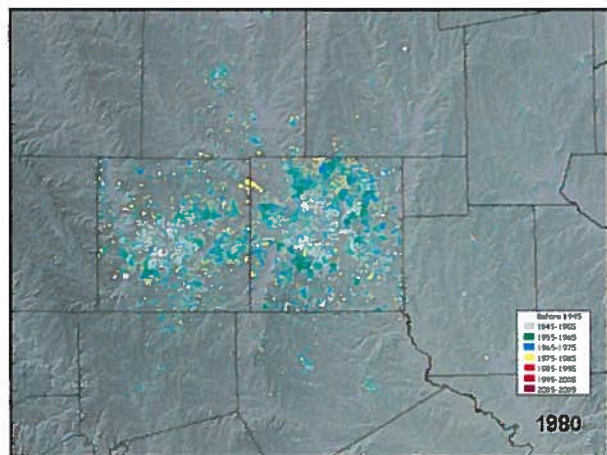


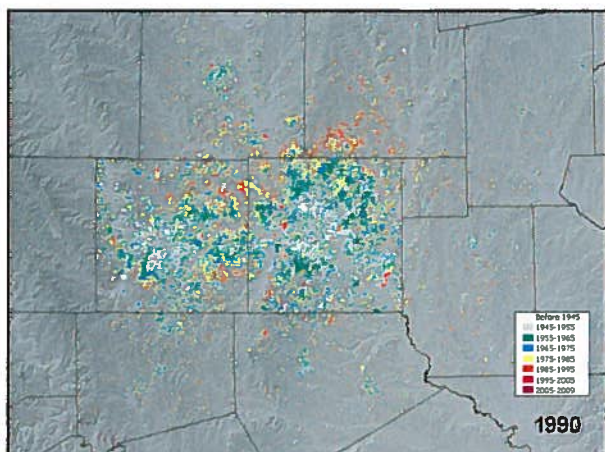


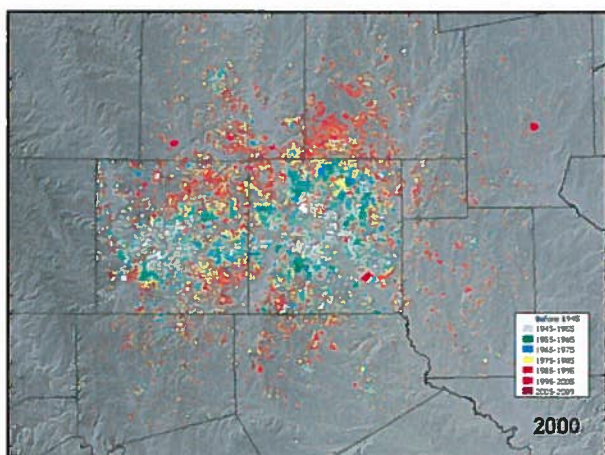


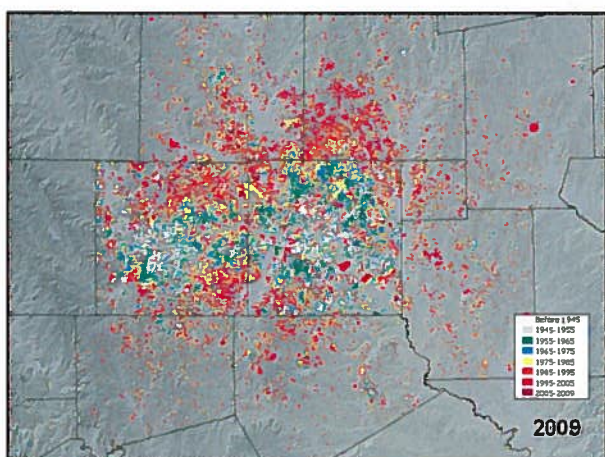












Regional Growth

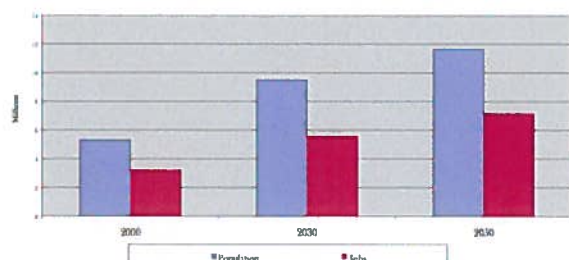
Vision North Texas 2050

Population

5.3 million people in 2000
9.5 million people in 2030
11.7 million people in 2050

Employment

3.2 million jobs in 2000
5.6 million jobs in 2030
7.2 million jobs in 2050



Results of "Business as Usual"

Vision North Texas 2050

- We will have spent \$98 BILLION on transportation improvements, but traffic congestion will still increase.
- Loss of over 900,000 ac of agricultural land and natural habitat
- Amount of impervious cover will double
 - Increased storm runoff and severity of flooding
 - Higher average temperatures (heat island effect)



Results of "Business as Usual"

Vision North Texas 2050

- Water and energy infrastructure cannot meet the projected demands
 - Negative impact on water quality & supply
 - Increased blackouts and higher energy costs (~21% increase)
- Increased risk of obesity & health problems
 - Indirect impact on healthcare costs and availability
- Housing and employment choices may not match demand
 - Changing age, ethnicity and income demographics
 - New technologies for work & communication
 - Economic options for businesses & employees



"Business As Usual" is Not Sustainable

Vision North Texas 2050

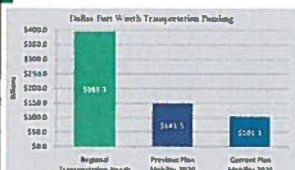
Key Finding From the Study:

If we continue developing as we have in the region, there will not be sufficient infrastructure, natural resources, housing or employment options to meet the needs of the residents and businesses.



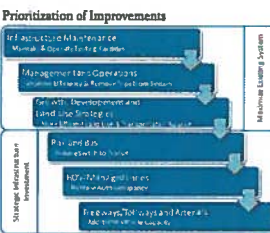
Drivers for Change

Congestion and Air Quality




Transportation needs in the Dallas-Fort Worth region far outpace our ability to pay for them.

Prioritization of Improvements



Mobility 2035 was built around the idea of first maximizing the existing transportation system then strategically investing in infrastructure. Throughout the planning process, consideration is given to social, environmental and quality-of-life factors.



Drivers for Change

Water Supply




Drivers for Change

Water Quality



VERDUNITY
Water Quality Solutions

Vision North Texas 2050 "Gamebook"

The North Texas Region has come together to develop a vision for North Texas. After five years of cooperative effort between private and public agencies, a report entitled "*Vision North Texas – Understanding Our Options for Growth – North Texas 2050*", was produced.



VERDUNITY
Water Quality Solutions

A Vision for North Texas

Developing a Future That is Better Than "Business As Usual"

North Texas is recognized worldwide as a region that sustains its economic success and vitality because it contains many distinctive and highly desirable communities, supports innovative people and businesses and nurtures its varied natural assets.

- It contains diverse neighborhoods, mixed use centers and communities that appeal to people of all income levels and at all stages of their lives.
- It is a preferred location for the employees and businesses that comprise the broad-based and innovative local economy.
- It offers residents and businesses access to resources and opportunities that lead to their long-term success.
- It protects, manages and enhances critical natural areas and uses energy and natural resources responsibly.
- It supports resilient and effective responses to change through collaboration and cooperation within the region.



12 Guiding Principles

Vision North Texas 2050

1. **Development Diversity**—Meet the needs of changing markets by providing a mix of development options and land use types in communities throughout the region.
2. **Efficient Growth**—Promote reinvestment and redevelopment in areas with existing infrastructure, ensure that new infrastructure supports orderly and sustainable growth, and provide coordinated regional systems of natural and built infrastructure.
3. **Pedestrian Design**—Create and connect pedestrian (and bicyclist) oriented neighborhoods, centers and places throughout the region.



4. **Housing Choice**—Sustain and facilitate a range of housing opportunities and choices that meet the needs of residents of all economic levels and at all stages of life.

5. **Activity Centers**—Create mixed use developments that are centers of neighborhoods and community activities and serve as hubs of non-automobile transportation systems.

6. **Environmental Stewardship**—Protect, retain or enhance the region's important natural assets (including its air, water, land and forests) and integrate these natural features and systems into the character of the region's communities and the experiences of its residents.



12 Guiding Principles

Vision North Texas 2050

7. **Quality Places**—Strengthen the identities of the region's diverse communities through preservation of significant historic structures and natural assets, creation of new landmarks and gathering spaces, use of compatible architectural and landscape design, and support for the activities and institutions that make each community unique.
8. **Efficient Mobility Options**—Invest in transportation systems, facilities and operations that provide multi-modal choices for the efficient and sustainable movement of people, goods, and services.
9. **Resource Efficiency**—Design buildings, sites, communities and regional systems to use water, energy, and renewable resources responsibly, effectively and efficiently, and to retain non-renewable resources for the use of future generations.
10. **Educational Opportunity**—Provide opportunities for all North Texans to have access to the schools, people and technology they need for success in learning throughout their lives.



11. **Healthy Communities**—Identify and support functional, sustainable infrastructure and institutions that offer North Texans access to affordable, nutritious foods, opportunities for physical activity, and access to wellness and primary care services.


12. **Implementation**—Achieve the region's vision by adoption of compatible comprehensive plans and ordinances for cities and consistent investment plans for regional systems. Involve citizens and stakeholders in all aspects of these planning processes.



Policy Areas and Centers

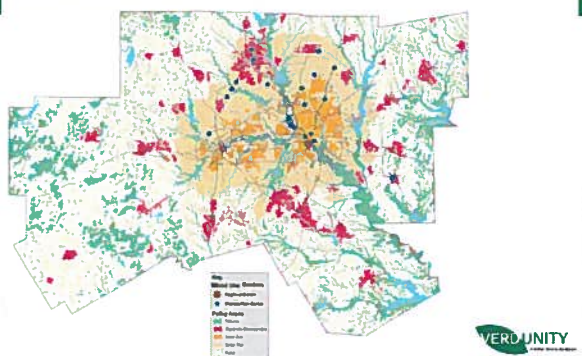
Vision North Texas 2050

- Natural Areas
- Rural Areas
- Separate Community Areas
- Outer Tier Areas
- Inner Tier Areas
- Employment Centers
- Mixed Use Centers



Preferred Future Diagram

Vision North Texas 2050



Goals for Inner Tier Areas

- Utilize planning, zoning, infrastructure investment incentives, form-based codes and other tools to designate compact, walkable mixed areas in central locations
- Transition toward a compact pattern of growth, emphasizing infill and brownfield development
- Implement downtown and neighborhood revitalization programs to preserve unique character and make more sustainable use of existing infrastructure and building assets
- Design single family neighborhoods and other places dominated by single land use to minimize auto trips and incorporate bike, pedestrian and other outdoor activities
- Reassess parking requirements for actual economics and to emphasize maximum parking in lieu of traditional minimum limits
- Incorporate green infrastructure and LID strategies on a watershed basis to reduce flooding, improve water quality and improve balance of built and natural environment



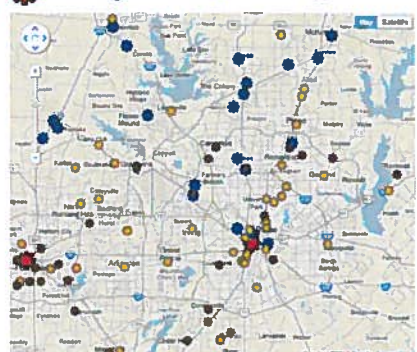
Goals for Outer Tier Areas

- Frame the inner tier and provide variety of living and working styles, but in urban setting
- Rehab and reinvestment will become increasingly important over time
- Maintain and support existing neighborhoods
- Ensure greenfield development follows VNT principles
- Establish distinct identities when new neighborhoods and communities are created
- Mixed use centers range from "neighborhood" to "metropolitan" scale



Mixed-Use "Centers" in North Texas

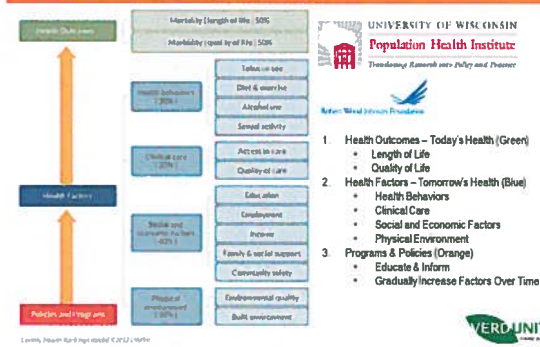
Regional Center Metropolitan Center Community Center Neighborhood Center



VERDUNITY

Healthy Communities Study

County Health Rankings & Roadmaps



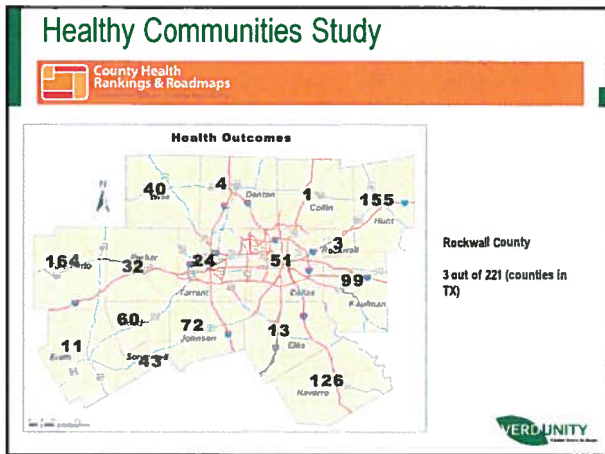
Healthy Communities Study

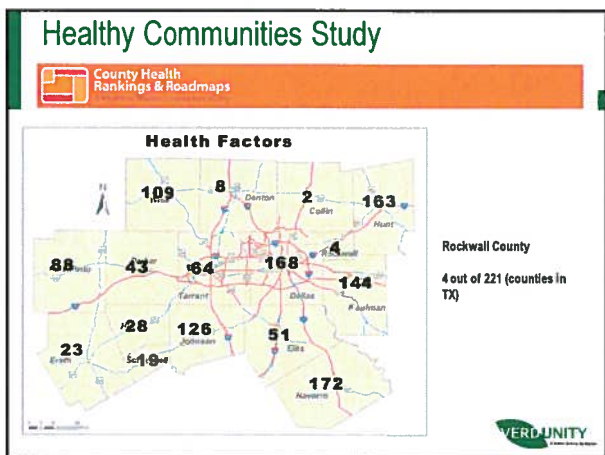
County Health Rankings & Roadmaps

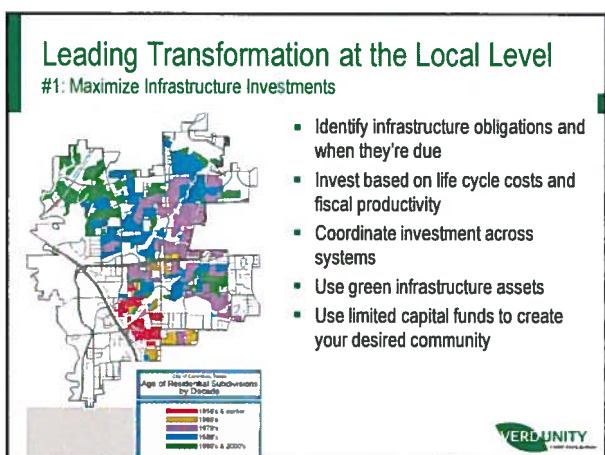
County	Outcomes		Factors	
	2013	2014	2013	2014
Rockwall	3	6	4	8
Collin	1	3	2	1
Dallas	51	58	168	130
Denton	4	4	64	5
Hunt	155	127	163	199
Kaufman	99	94	144	122
Tarrant	24	28	64	43

Rankings are out of 221 counties in Texas

VERDUNITY







Leading Transformation at the Local Level

#2: Create Places of Lasting Value

- Revisit the traditional development pattern of incremental growth over time
- Distinctive character
- Diverse choices for all people at all life stages
- Adaptable to meet changing needs
- Closer-in locations reduce vehicle miles traveled
- The 'greenest' building may be one that already exists



VERDUNITY
Creating Places of Lasting Value

Leading Transformation at the Local Level

#3: Strengthen Local Economy Through Economic Gardening

- Target industry sectors with greatest growth potential
- Support employees who work remotely
- Services & resources that adapt as conditions change
- Buildings and environments that work even when business models change



VERDUNITY
Creating Places of Lasting Value

Leading Transformation at the Local Level

#4: Invest in Open Spaces and Trails

- Open space adds long-term value to adjacent real estate
- Natural areas provide infrastructure benefits but with much lower operating and maintenance costs
- Trail systems play an important role in the health of residents
- Nearby access to nature helps children learn



VERDUNITY
Creating Places of Lasting Value

Leading Transformation at the Local Level

#5: Coordinate and Collaborate to Leverage Resources & Expertise

- Solutions are multi--
 - Disciplinary
 - Jurisdictional
 - Sectoral
 - Generational
- Coordination, collaboration, support are essential
- Work with surrounding communities, all sectors (Public, Private & Non-Profit)
- Use **VNT2050** to guide positions on regional issues



VERDUNITY

Available Resources

Vision North Texas 2050 Gamebook and Website

- Detailed Demographic Information and Trends
- Policy Area Recommendations
- Action Plan Recommendations
- Best Practices
- Model Ordinances and Templates
- Benchmarks and Indicators
- Technical Assistance Through NCTCOG



VERDUNITY

Available Resources

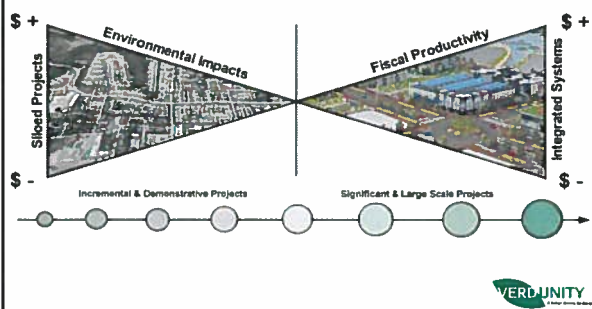
VERDUNITY



VERDUNITY is a woman-owned community consulting firm specializing in planning and design of fiscally and environmentally resilient communities and infrastructure

- Established April 2011
- Main Office in Dallas, Principals Based in Rockwall, McMurtry & Lewisville

The VERDUNITY Model



Closing Thoughts

Future Development Will Be Very Different from the Past

- Demographics and lifestyles are changing
 - Plan proactively for where people of all ages will live, work, learn and play
- Right-size your infrastructure
 - Consider long-term maintenance costs and impact on fiscal productivity of adjacent properties
- Natural topography and floodplains are assets
 - Protect and utilize them to minimize stormwater and water costs and create quality public spaces for outdoor activity
- 20 minute walk >>> 20 minute drive
 - Reverse this trend by building places that people can (and want to) walk and bike to as opposed to driving
- Build fiscally strong communities from the inside out
 - Embrace local businesses and create entrepreneurial environment



THANK YOU!



Kevin Shepherd, P.E., ENV-SP
Kevin@verdunity.com
 214-425-6720
www.verdunity.com

Jack Tidwell (NCTCOG)
jt@nctcog.org
 817-840-3300
www.visionnorthtexas.org





TO: Mayor and Councilmembers

FROM: City Manager Ben White

DATE: May 27, 2014

SUBJECT: Consider, discuss and act upon a possible revision to the contract with Community Waste Disposal regarding household hazardous waste

- A Power Point Presentation is attached.
- Robert Medigovich with CWD will be offering the presentation.

ACTION: Approve or disapprove revision as presented to the CWD contract

Residential Door Side Collection Program HHW & Used Electronics Waste



go GREEN
from home

Household Hazardous Waste /
Used Electronic Waste

Residential Door Side Collection Program



CommunityWasteDisposal.com
Since 1984



CommunityWasteDisposal.com
Since 1984

HHW TIMELINE & PROCESS



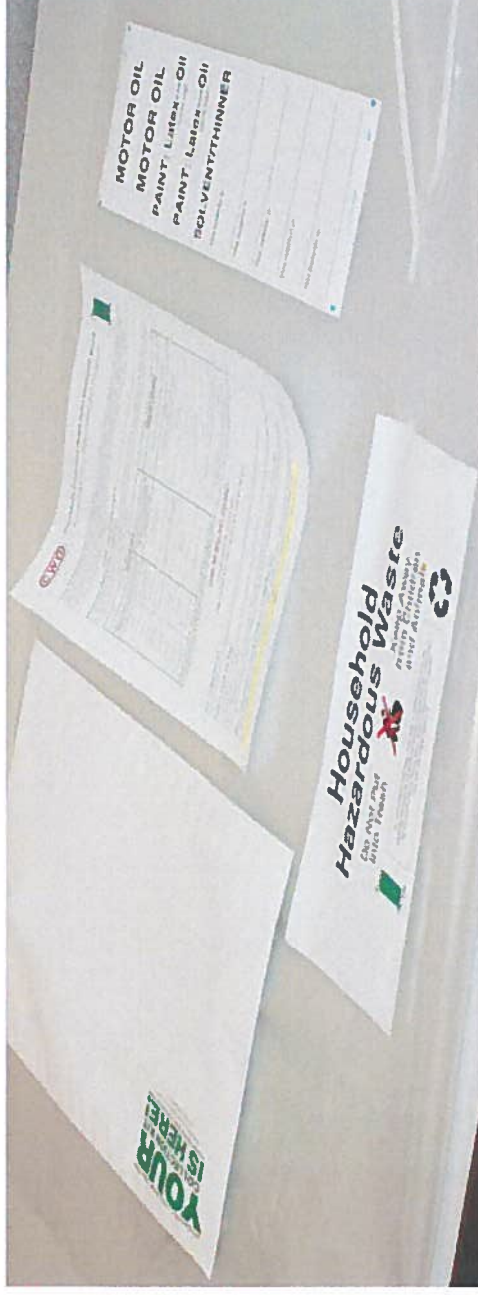
Resident calls CWD two (2) weeks
prior to schedule pick up of
Household Hazardous Waste &
Used Electronics



One of our friendly customer service
representatives will then collect the
customer's address and information

HHW TIMELINE & PROCESS

THE COLLECTION KIT



Kit consists of:

- 30 gallon plastic bag
- instruction sheet
- labels for unlabeled containers




**Items are placed
inside your HHW
envelope**



**Package is Mailed out
to the resident**

HHW TIMELINE & PROCESS

EASY AND CONVENIENT



Resident places the
HHW collection bags
outside door



CWD arrives on
1st Wednesday
of each month
to collect HHW
and Used
Electronics



Section 7.1 Residential Door Side Collection Program Household Hazardous Waste And Used Electronics Waste

Contractor will provide one time a month Residential Door Side Collection Program Household Hazardous Waste And Used Electronics Waste for \$0.44 cents per home per month.

This service will be on a on call basis. Farmersville residents must call CWD's Customer Service Department 972.392.9300 two (2) weeks prior to their scheduled service day to schedule a Household Hazardous Waste And Used Electronics Waste. This service will be done on the first Wednesday of every month. This new service will start in September 2014.

See the matrix below of acceptable and not acceptable items.

ACCEPTABLE

<u>Examples of Acceptable Items that MUST be Placed Inside of the Bag</u>		<u>Examples of Items Which May Be Placed in cardboard boxes Outside of the Bag</u>
Poison	Thermometers (No mercury)	Auto Batteries (up to five)
Solvent	Fungicide	
Oil-Base & Latex Paint	Metal Polish	Fluorescent Straight Tubes, CFL's (Combined total of no more than five)
Aerosols	Moth Balls	Television (one only)
Cleaners	Creosote	
Gasoline	Used Motor Oil	Used Electronic Waste
Antifreeze		
All liquids must be in sealed, labeled containers of five gallons or less.		

NOT ACCEPTABLE

<u>Materials that WILL NOT be Collected:</u>
Sharps - including needles and lancets placed into a sealed rigid plastic container
Medicine
Ammunition
Explosives
Asbestos
Any materials in unlabeled or leaking containers
No bulky items, gas/propane cylinders, tires, lamps, appliances, exercise equipment, etc.



TO: Mayor and Councilmembers

FROM: City Manager Ben White

DATE: May 27, 2014

SUBJECT: Nominate and appoint positions to all boards, committees and commissions

- Nominees are attached for review and appointment

ACTION: Nominate and appoint positions.

FEDC (No Replacements or Renewals for this year) (Council Liaison: Joe Heimberger)	FDCC (Council Liaison: Jim Foy)	Building & Property Standards (Council Liaison: John Politz)	Capital Improvement Advisory Commission / Planning & Zoning Commission (Council Liaison: John Klostermann)	Library/Civic Center Board (Council Liaison: Michael Hesse)	Main Street	Parks & Recreation Board (Council Liaison: Russell Chandler)	Senior Citizens Advisory Committee (Council Liaison: John Klostermann)	TIRZ	North Texas Municipal Water District (Liaison: Bill Harrison)	Texoma Housing Partners (Liaison: Ben White)	Farmersville ISD (Council Liaison: Jim Foy)
EXISTING BOARD MEMBERS											
Bob Collins 2nd 5/13 – 5/16	Leaca Caspari (Received Renewal) 1st Term 5/12 – 5/14	Leaca Caspari (Needs Replacement) 1st Term 5/11 – 5/14	Craig Overstreet (Received Renewal) 1st Term 5/11 – 5/14	Judy Brandon 1st Term 5/11 – 5/14	Bryan Williams (Needs Replacement) 1st Term 5/11 – 5/14	Tom Waittschies 1st Term 5/11 – 5/14	Heidi Ratliff (Needs Replacement) 2nd Term 5/11 – 5/14	Joe Helmberger Chairman term ends annually			
Robbie Tedford 2nd Term 5/12 – 5/15	Dick Seward (Received Renewal) 1st Term 5/12 – 5/14	Andrew Washam (fulfilling Bill Nerwich's term) 2nd Term 5/12 – 5/15	Tom Waittschies 1st Term 5/11 – 5/14	Leaca Caspari (Received Renewal) 1st Term 9/12 – 5/15	Andy Washam 1st Term 5/12 – 5/15	Autumn Barton 1st Term 5/13 – 5/16	Peggy James (Needs Replacement) 2nd Term 5/11 – 5/14	Robbie Tedford 2nd Term 10/2013 – 12/2015			
Kris Washam 1st Term 5/13 – 5/16	Paul D. Kelly (Received Renewal) 1st Term 9/13 – 5/14	Autumn Barton 1st Term 5/13 – 5/16	John Politz (Needs Replacement)	Sarah Odom 1st Term 5/12 – 5/15	Margaret Vigil 2nd Term 5/13 – 5/16	Glen Bagwell 1st Term 5/12 – 5/15	Billy J Harrison 1st Term 5/13 – 5/16	Stefanie Hurst 2nd Term 10/2013 – 12/2015			
Chris Lair 2nd Term 5/13 – 5/16	David Reynolds (Needs Replacement) 2nd Term ends 5/15	Rafiqia Huddleston 1st Term Began 5/13 – Term ends 5/16	Patti Ford filling second term for Bill Nerwich 2nd Term ends 5/15	Rafiqia Huddleston 1st Term Began 5/13 – Term ends 5/16	Sarah Jackson- Butler 1st Term 9/13 – 5/16	Marianne Politz 2nd Term 5/12 – 5/15	Rafiqia Huddleston 1st Term 5/13 – 5/16	Chris Hill 2nd Term 10/2013 – 12/2015			
Kevin Meguire 1st Term 5/12 – 5/15	David Ketcher 1st Term 5/13 – 5/15	Patti Ford 2nd Term 5/13 – 5/15	Mark Vincent 1st Term 9/12 – 5/15	Sharon Spangler 1st Term 9/13 – 5/16	Matthew Busby 1st Term 5/12 – 5/15	Todd Rolen 1st Term Began 5/13 – Term ends 5/16	Tom Waittschies 1st Term 5/11 – 5/14 (Received Renewal)	Cheryl Williams 2nd Term 10/2013 – 12/2015			
	Donna Williams 1st Term 5/13 – 5/15		Todd Rolen 1st Term 5/13 – 5/15			Mark Vincent 2nd Term 5/12 – 5/15					
	Barbara Stooksberry 1st Term 5/13 – 5/15		Bryce Thompson 1st Term 5/12 – 5/15								

LEGEND

Renewal with application

Needs Replacement

FEDC (No Replacements or Renewals for this year)	FCDC	Building & Property Standards	Capital Improvement Advisory Commission / Planning & Zoning Commission	Library/Civic Center Board	Main Street	Parks & Recreation Board	Senior Citizens Advisory Committee	TIRZ	North Texas Municipal Water District	Texoma Housing Authority	Farmersville ISD
--	------	-------------------------------------	--	-------------------------------	-------------	--------------------------------	--	------	---	-----------------------------	------------------

POTENTIAL BOARD MEMBERS

	Judy Brandon (lives in FSD & meets requirements) [2nd Choice]			Judy Brandon (lives in FSD & meets requirements) [1st Choice]							
Charles Casada (meets all residency requirements) [7th Choice]	Charles Casada (meets all residency requirements) [2nd Choice]	Charles Casada (meets all residency requirements) [1st Choice]	Charles Casada (meets all residency requirements) [3rd Choice]	Charles Casada (meets all residency requirements) [5th Choice]	Charles Casada (meets all residency requirements) [8th Choice]	Charles Casada (meets all residency requirements) [4th Choice]	Charles Casada (meets all residency requirements) [6th Choice]				
	John Garcia (meets all residency requirements) [1st Choice]										
Anne Hall (meets all residency requirements) [8th Choice]	Anne Hall (meets all residency requirements) [7th Choice]	Anne Hall (meets all residency requirements) [2nd Choice]	Anne Hall (meets all residency requirements) [6th Choice]	Anne Hall (meets all residency requirements) [1st Choice]	Anne Hall (meets all residency requirements) [5th Choice]	Anne Hall (meets all residency requirements) [4th Choice]	Anne Hall (meets all residency requirements) [4th Choice]				
Diane Piwko (meets all residency requirements) [1st Choice]	Diane Piwko (meets all residency requirements) [1st Choice]				Diane Piwko (meets all residency requirements) [2nd Choice]						



TO: Mayor and Councilmembers

FROM: City Manager Ben White

DATE: May 27, 2014

SUBJECT: Receive a report regarding TABC Order which prohibits open containers and the steps to have the Order lifted or rescinded

- TABC Order prohibiting possession of an open container or public consumption of alcoholic beverages in the Central Business District is attached.
- City Attorney Alan Lathrom will be present to answer questions regarding this item.

ACTION: Council to act as deemed necessary

ORDER

Before the Texas Alcoholic Beverage Commission for consideration is the Petition of the City of Farmersville, State of Texas, for adoption of an Order.

The Commission finds:

Section 109.35, Texas Alcoholic Beverage Code authorizes the governing body of a municipality to determine that the possession of an open container or consumption of alcoholic beverages in their central business district is a risk to the health and safety of the citizens of the municipality.

The Commission takes judicial notice of Resolution # R2010-0413-003, passed by the City Council and approved by the Mayor of the City of Farmersville, Texas, on April 13, 2010. The resolution documents the City of Farmersville's determination that the possession of an open container or public consumption of alcoholic beverages in the City's Central Business District poses a risk to the health and safety of its citizens. A map of the Central Business District for the City of Farmersville is attached.

The petition of the City of Farmersville, Texas for an order of the Commission to prohibit the possession of an open container or public consumption of alcoholic beverages in the City's Central Business District poses a risk to the health and safety of its citizens, is properly submitted, and without further consideration the petition is approved.

No further action is required by the City of Farmersville, Texas to give this order the force and effect of law.

IT IS, THEREFORE, ORDERED THAT:


THE POSSESSION OF AN OPEN CONTAINER OR PUBLIC CONSUMPTION OF ALCOHOLIC BEVERAGES IS PROHIBITED IN THE CENTRAL BUSINESS DISTRICT, THE CITY OF FARMERSVILLE, STATE OF TEXAS.

This order is issued and is effective on April 27, 2010.

TEXAS ALCOHOLIC BEVERAGE COMMISSION



Jose Cuevas, Presiding Officer



Steven M. Weinberg, MD, JD, Member



Melinda S. Fredricks, Member

**CITY OF FARMERSVILLE, TEXAS
RESOLUTION # R-2010-0413-003**

A RESOLUTION OF THE CITY COUNCIL OF THE CITY OF FARMERSVILLE, TEXAS, AMENDING AND REPLACING THE CITY'S PREVIOUS PETITION TO THE TEXAS ALCOHOLIC BEVERAGE COMMISSION WITH THIS PETITION TO THE TEXAS ALCOHOLIC BEVERAGE COMMISSION REQUESTING AN ORDER PROHIBITING THE POSSESSION OF AN "OPEN CONTAINER" AND/OR THE PUBLIC CONSUMPTION OF ALCOHOLIC BEVERAGES IN THE CENTRAL BUSINESS DISTRICT.

WHEREAS, the sale of beer and wine was recently approved by the voters of the precinct in which the City of Farmersville is situated; and

WHEREAS, the City of Farmersville hosts a number of events in and about its Central Business District including, but not limited to, Audie Murphy Day, Old Time Saturday, Scare on the Square, Annual Christmas Parade, the Chautauqua Art Festival, and the Farmers and Fleas Markets ("CBD Events"); and

WHEREAS, the CBD Events attract visitors of all ages particularly including children to the Central Business District including the City Square, the Onion Shed and areas contiguous to those locations; and

WHEREAS, the City Council of the City of Farmersville is concerned that the possession of an "open container" and/or the public consumption of alcoholic beverages in the Central Business District poses a risk to the health and safety of the citizens of the City of Farmersville and the guests of the City or the Chamber of Commerce attending the CBD Events; and

WHEREAS, the City's ability to regulate the public consumption of alcoholic beverages is generally preempted by the Texas Alcoholic Beverage Code; and

WHEREAS, Section 109.35 of the Texas Alcoholic Beverage Code allows the City Council of the City of Farmersville to petition the Texas Alcoholic Beverage Commission to enter an order prohibiting the possession of an "open container" and the consumption of alcoholic beverages in the Central Business District; and

WHEREAS, the City Council adopted Resolution # 2010-0209- 003 on February 9, 2010 petitioning the Texas Alcoholic Beverage Commission to enter an order prohibiting the possession of an "open container" and the consumption of alcoholic beverages in the Central Business District; and

WHEREAS, the City Council now desires to amend and replace that petition with this petition so as to reduce the size of the Central Business District and eliminate certain areas identified as a part of the "Main Street" program that have not historically been used for business transactions; and

WHEREAS, upon due consideration, the City Council of the City of Farmersville has determined it is in the public's best interest and in support of the health, safety, morals, and general welfare of the citizens of the City that the City petition the Texas Alcoholic Beverage Commission to enter an order prohibiting the possession of an "open container" and the public consumption of alcoholic beverages in the Central Business District.

NOW, THEREFORE, BE IT RESOLVED BY THE CITY COUNCIL OF THE CITY OF FARMERSVILLE, TEXAS:

SECTION 1. All of the above premises are true and correct legislative and factual findings of the City Council, and they are hereby approved, ratified and incorporated into the body of this resolution as if copied in their entirety.

SECTION 2. The City Council of the City of Farmersville, Texas hereby determines that possession of an "open container" and the public consumption of alcoholic beverages in the Central Business District pose a risk to the health and safety of the citizens of the City of Farmersville.

SECTION 3. The City Council desires to reduce the area defined as its Central Business District in the City's original petition to the Texas Alcoholic Beverage Commission because certain areas identified as a part of the "Main Street" program, the description of which was used to define the Central Business District, have not historically been used for business transactions.

SECTION 4. The City Council has determined, after further deliberation and public input, that the area to be designated as the Central Business District for purposes of an order issued by the Texas Alcoholic Beverage Commission prohibiting the possession of an open container and the public consumption of alcoholic beverages is the area that is described in Exhibit 1 and depicted in Exhibit 2, which exhibits are attached hereto and incorporated herein by reference. The Central Business District Area identified herein is a compact geographical area of the City in which at least ninety percent (90%) of the land is zoned or used for commercial purposes; and is the area of the City that has historically been the primary location in the City where business has been transacted.


SECTION 5. The City Council, as the governing body of the City of Farmersville, Texas, hereby respectfully petitions the Texas Alcoholic Beverage Commission to enter an order prohibiting the possession of an "open container" and the public consumption of alcoholic beverages in the Central Business District as the Central Business District is described in the attached Exhibit 1 and depicted in the attached Exhibit 2.

SECTION 6. The City Manager and/or the City Attorney are hereby authorized and directed to submit all necessary information to the Texas Alcoholic Beverage Commission to effectuate this Resolution and Petition.

SECTION 7. This Resolution shall take effect upon approval by the City Council as the law in such cases provides, and it is accordingly so resolved.

PASSED THIS 13th DAY OF APRIL, 2010 at a scheduled meeting of the City Council of the City of Farmersville, Texas, there being a quorum present, and approved by the Mayor on the date set out below.

APPROVED THIS 13th DAY OF APRIL, 2010.



Donald C. Smith, Mayor

ATTEST:



Edie Sims, City Secretary



EXHIBIT "1"

CITY OF FARMERSVILLE
CENTRAL BUSINESS DISTRICT BOUNDARY

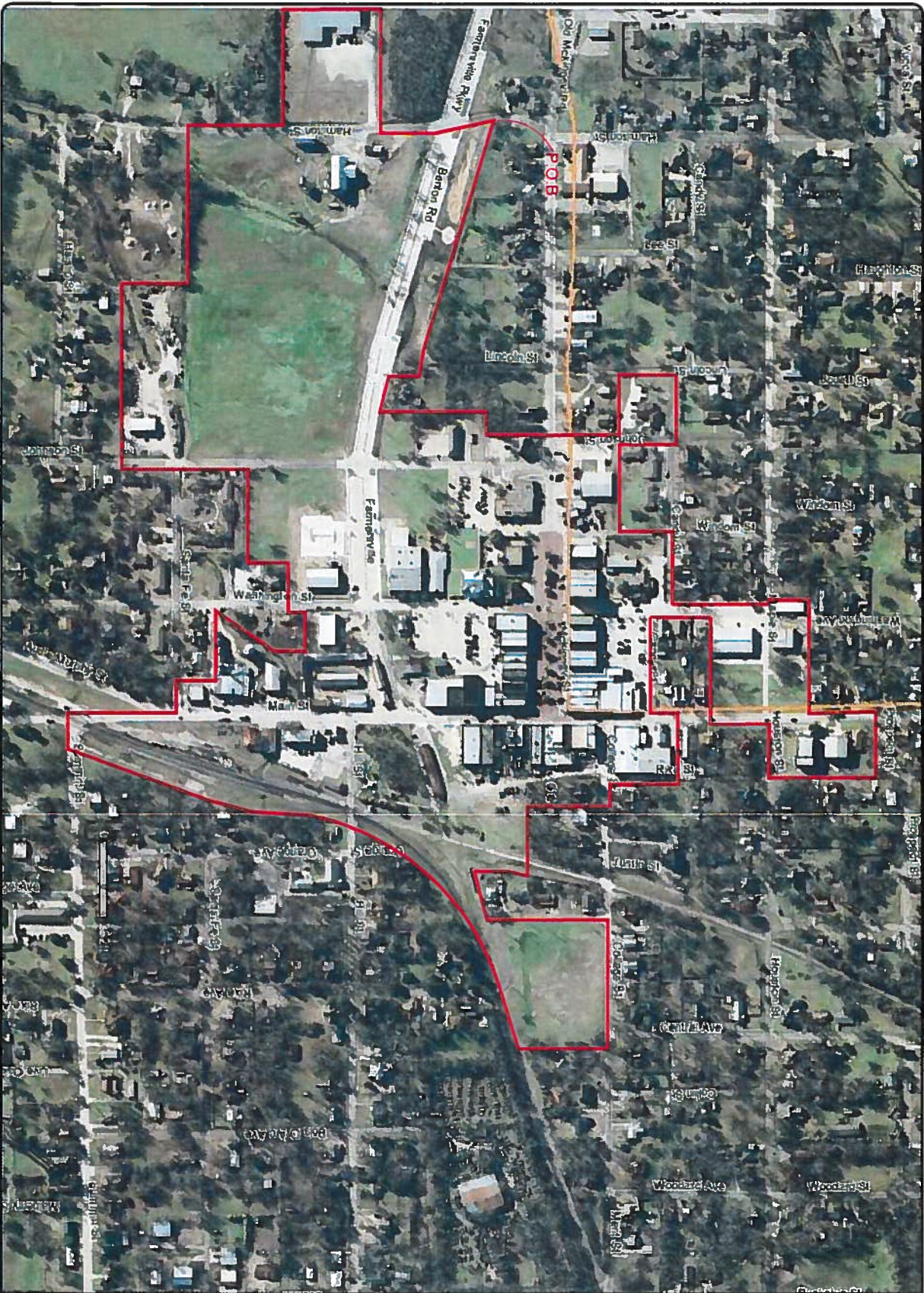
Beginning at the intersection of the centerline of Hamilton Street and the northern right-of-way of Farmersville Parkway,
Thence, east approximately 892 feet along the northern right-of-way of Farmersville Parkway for a corner,
Thence, south approximately 103 feet along the eastern right-of-way of Farmersville Parkway for a corner,
Thence, east approximately 122 feet along the northern right-of-way of Farmersville Parkway for a corner,
Thence, north approximately 360 feet along the western boundary of First Bank of Farmersville property for a corner,
Thence, east approximately 77 feet along the northern boundary of First Bank of Farmersville property for a corner,
Thence, north approximately 445 feet along the western boundary of the McGuire property, across McKinney Street and along the western right-of-way of Johnson Street for a corner,
Thence, west approximately 200 feet along the southern boundary of the Community Health Service property for a corner,
Thence, north approximately 193 feet along the western boundary of the Community Health Service property for a corner,
Thence, east approximately 215 feet along the northern boundary of the Community Health Service property to the eastern right-of-way of Johnson Street for a corner,
Thence, south approximately 190 feet along the eastern right-of-way of Johnson Street to the northern boundary of the Dollar General property for a corner,
Thence, east approximately 319 feet along the northern boundary of the Dollar General property to the western right-of-way of Windom Street for a corner,
Thence, north approximately 178 feet along the western right-of-way of Windom Street to the northern right-of-way of Candy Street for a corner,
Thence, east approximately 233 feet along the northern right-of-way of Candy Street to the western right-of-way of Washington Street for a corner,
Thence, north approximately 322 feet along the western right-of-way of Washington Street to the southern right-of-way of Maple Street for a corner,
Thence, west approximately 15 feet along the southern right-of-way of Maple Street to the western boundary of the Proctor property for a corner,
Thence, north approximately 136 feet along the western boundary of the Proctor property for a corner,
Thence, east approximately 395 feet along the northern boundary of the Proctor property, across Washington Street and along the northern boundary of the SWBT property to the western right-of-way of Main Street for a corner,
Thence, north approximately 225 feet along the western right-of-way of Main Street for a corner,
Thence, east approximately 199 feet across Main Street along the northern boundary of the First United Methodist Church property for a corner,

Thence, south approximately 343 feet along the eastern boundary of the First United Methodist Church property to the southern right-of-way of Houston Street for a corner,
 Thence, west approximately 199 feet along the southern right-of-way of Houston Street to the eastern right-of-way of Main Street for a corner,
 Thence, south approximately 212 feet along the eastern right-of-way of Main Street for a corner,
 Thence, west approximately 338 feet across Main Street and along the southern boundary of the First United Methodist Church property and the City of Farmersville property to the eastern right-of-way of Washington Street for a corner,
 Thence, south approximately 202 feet along the eastern right-of-way of Washington Street to the northern right-of-way of Candy Street for a corner,
 Thence, east approximately 345 feet along the northern right-of-way of Candy Street to the western right-of-way Main Street for a corner,
 Thence, north approximately 92 feet along the western right-of-way of Main Street for a corner,
 Thence, east approximately 214 feet along a line to the eastern right-of-way of Rike Street for a corner,
 Thence, south approximately 244 feet along the eastern right-of-way of Rike Street to the northern right-of-way of College Street for a corner,
 Thence, east approximately 75 feet along the northern right-of-way of College Street to the eastern boundary of the Farmersville Historical Society property for a corner,
 Thence, south approximately 263 feet along the eastern boundary of the Farmersville Historical Society property for a corner,
 Thence, east approximately 231 feet along a line to the eastern boundary of the Chaparral Rails to Trails property for a corner,
 Thence, south approximately 181 feet along the eastern boundary of the Chaparral Rails to Trails property to the northern boundary of the Atchison Topeka and Santa Fe Railroad property,
 Thence, east approximately 168 feet along the northern boundary of the Atchison Topeka and Santa Fe Railroad property to the southwestern corner of the Farmersville Independent School District property for a corner,
 Thence, north approximately 406 feet along the western boundary of the Farmersville Independent School District property for a corner,
 Thence, east approximately 430 feet along the northern boundary of the Farmersville Independent School District property for a corner,
 Thence, south approximately 334 feet along the eastern boundary of the Farmersville Independent School District property and continuing to the southern boundary of the Atchison Topeka and Santa Fe Railroad property for a corner,
 Thence, southwesterly approximately 1,960 feet along the southern boundary of the Atchison Topeka and Santa Fe Railroad property to the southern right-of-way of Summit Street for a corner,
 Thence, west approximately 58 feet along the southern right-of-way of Summit Street to the western right-of-way of Main Street for a corner,
 Thence, north approximately 344 feet along the western right-of-way of Main Street to the southern right-of-way of Santa Fe Street for a corner,
 Thence, west approximately 128 feet along the southern right-of-way of Santa Fe Street to the western boundary of the Thain property for a corner,
 Thence, north approximately 131 feet along the western boundary of the Thain property to the southern boundary of Farmersville Grain & Hardware property for a corner,

Thence, west approximately 247 feet along the southern boundary of the Farmersville Grain & Hardware property to the eastern right-of-way of Washington Street for a corner,
Thence, northeasterly approximately 245 feet along the western boundary of Farmersville Grain & Hardware property for a corner,
Thence, north approximately 104 feet along the western boundary of Farmersville Grain & Hardware property to the southern boundary of the Foy property for a corner,
Thence, west approximately 148 feet along the southern boundary of the Foy property to the eastern right-of-way of Washington Street for a corner,
Thence, south approximately 56 feet along the eastern right-of-way of Washington Street for a corner,
Thence, west approximately 148 feet along the southern boundary of First Baptist Church property for a corner,
Thence, south approximately 136 feet along the southern boundary of First Baptist Church property for a corner,
Thence, west approximately 330 feet along the southern boundary of First Baptist Church property to the eastern right-of-way of Johnson Street for a corner,
Thence, south approximately 423 feet along the eastern right-of-way of Johnson Street for a corner,
Thence, west approximately 602 feet across Johnson Street and continuing along the southern boundary of City of Farmersville property for a corner,
Thence, north approximately 222 feet along the western boundary of City of Farmersville property for a corner,
Thence, west approximately 507 feet along the southern boundary of the Goldstein property and continuing to the western right-of-way of Hamilton Street for a corner,
Thence, north approximately 319 feet along the western right-of-way of Hamilton Street to the southern boundary of Cello-Wrap Printing Co. property for a corner,
Thence, west approximately 410 feet along the southern boundary of Cello-Wrap Printing Co. property for a corner,
Thence, north approximately 326 feet along a line to the northern boundary of Cello-Wrap Printing Co. property for a corner,
Thence, east approximately 394 feet along the northern boundary of Cello-Wrap Printing Co. property to the centerline of Hamilton Street for a corner,
Thence, north approximately 384 feet along the centerline of Hamilton Street, across Farmersville Parkway and back to the place of beginning.

EXHIBIT 2


**CENTRAL BUSINESS DISTRICT AREA
MAP**



SHEET 1 OF 1

CENTRAL BUSINESS DISTRICT BOUNDARY
FOR
CITY OF FARMERSVILLE
COLLIN COUNTY, TEXAS

EXHIBIT "2"



DBI DANIEL & BROWN INC.
ENGINEERS/CONSULTANTS/PLANNERS

118 McKinney St.
P.O. Box 606
Farmersville, Texas 75442

Phone 972-784-7771
Fax 972-782-7721
www.DBIConsultants.com

DESIGNED: E.W.D.	DATE: 04/14/10	REGISTRATION NO.: F-002225
DRAWN: K.S.G.	REVISION: N/C	
FILE: N\Farmersville City of central business district CBD Boundaries 4-14-10		



TO: Mayor and Councilmembers

FROM: City Manager Ben White

DATE: May 27, 2014

SUBJECT: Consider, discuss and act upon Requests for Proposals and estimates for Public Works buildings

- A recommendation letter from Eddy Daniel with Daniel & Brown, Inc. is attached for review.
- A quote from KW Brown Construction for addition and remodel at the Service Center located on South Johnson Street is attached for review
- A quote from Guillermo Alvarez for remodel of the Public Works Annex located on Hill Street is attached for review

ACTION: Council to act as deemed necessary



DANIEL & BROWN INC.
ENGINEERS/CONSULTANTS/PLANNERS

May 8, 2014

Mr. Benjamin White, P.E., City Manager
City of Farmersville
205 South Main Street
Farmersville, Texas 75442

RE: Service Center Project
Proposal Results & Recommendation

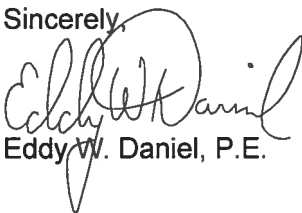
Dear Ben:

I have attached the proposal results for the Request for Proposals that were accepted by the City of Farmersville for the Service Cent Project. Proposals were accepted on Monday, April 14, 2014. Only one proposal for the project was received despite solicitation and advertisement. The proposal was submitted by KW Brown Construction LLC (see copy attached). The proposal amount was for more than the budget allowed. I have talked with Kenneth Brown at KW Brown Construction and he has indicated that he would be glad to furnish any or all of the proposal items in their proposal. If the City decided to only perform Items #1 & #2, then he would honor those prices. He has also indicated that he is willing to perform the alternate bids at the prices indicated if the City would like to do so.

DBI has not worked with KW Brown Construction LLC in the past; however, according to what we have been able to determine KW Brown Construction LLC has the equipment and experience to successfully complete the project. It is the recommendation of DBI that the City of Farmersville award the proposal to KW Brown Construction LLC in accordance with the proposal items desired by the City.

If you should have any questions or need additional information, please feel free to contact me.

Sincerely,



Eddy W. Daniel, P.E.

KW Brown Construction LLC

359 Rains CR 4325
EMORY, TEXAS 75440
PH 903 473-3215 Fax 903 474-9566
Kwconstr11@verizon.net

April 14, 2014

CITY OF FARMERSVILLE
SERVICE CENTER ADDITION & REMODEL

We appreciate the opportunity to quote this project and will want to complete it to the satisfaction the owner expects.

Please review the following comments for content and pricing.

Our construction plan makes it necessary for the owner to remove all items not to be demoed from the break, restroom, and storage area prior to start of construction. Items that will be reused may be stored in the shop area until this new construction is complete.

1. It is believed that the existing electrical service and panel remain and a replacement is not included.
2. Fire Extinguishers-**Allow \$200 ea.** for three each as specifications do not list quantity, size or type.
3. The interior finish out includes the security system-Cameras, card readers, access system and an information technology system for a total of \$14,065.00 which may be deducted from our total price if desired.
4. There is different specifications for the plumbing fixtures on the plans and the specification sheet. we have included the more expensive in our quote in all cases.
5. We did not include a smoke alarm with this quote.
6. Quality control inspection and testing to be furnished by owner.

Sincerely,



K. W. Brown

**PROPOSAL
CITY OF FARMERSVILLE, TEXAS
SERVICE CENTER PROJECT**

<u>Item No.</u>	<u>Description</u>	<u>Unit</u>	<u>Estimated Quantity</u>	<u>Proposal Price</u>
1	Construction of subgrade and concrete foundation, as specified, for the sum of:	LS	1	\$ <u>45,248.</u>
2	Construction of pre-engineered metal building, as specified, for the sum of:	LS	1	\$ <u>30,520.</u>
3	Construction of interior framing and wall/ceiling covering, as specified, for the sum of:	LS	1	\$ <u>50,400.</u>
4	Installation of plumbing, as specified, for the sum of:	LS	1	\$ <u>16,753.</u>
5	Installation of electrical, as specified, for the sum of:	LS	1	\$ <u>40,992.</u>
6	Installation of HVAC, as specified, for the sum of:	LS	1	\$ <u>16,219.</u>
7	Installation of interior finish-out, as specified, for the sum of:	LS	1	\$ <u>50,665.</u>
Base Proposal Total				\$ <u>250,797.</u>
Total Calendar Days for Completion of Project				<u>90</u>

ALTERNATE PROPOSAL PRICES (Individually Subject to City Approval):

1800 s.f. \$16.25

Alt 1	Construction of equipment shed, as specified, for the sum of:	PER SF	900 SF MIN	\$ <u>16.65</u>
Alt 2	Construction of 4-inch thick concrete flat-work, as specified, for the sum of:	PER SF	100 SF MIN	\$ <u>4.00</u>

By signature hereon affixed, the Offeror hereby certifies that the Offeror will meet the minimum standards established by the City of Farmersville, TX and the RFP document, plans and specifications for the City of Farmersville, TX SERVICE CENTER PROJECT and will perform such services accordingly. Any exceptions to the City of Farmersville, TX minimum standards or RFP document, plans or specifications are hereby noted:

SIGNED 

NAME (PLEASE PRINT) Kenneth W. Brown

TITLE President

THE AMERICAN INSTITUTE OF ARCHITECTS



AIA Document A310

Bid Bond

KNOW ALL MEN BY THESE PRESENTS, that we
KW Brown Construction, LLC, 359 RCR 4325, Emory, TX 75440
as Principal, hereinafter called the Principal, and
SureTec Insurance Company
9737 Great Hills Trail, Suite 320
Austin, Texas, 78759

(Here insert full name and address or legal title of Surety)

a corporation duly organized under the laws of the State of **TX**
as Surety, hereinafter called the Surety, are held and firmly bound unto
City of Farmersville

(Here insert full name and address or legal title of Owner)

as Obligor, hereinafter called the Obligor, in the sum of

***** FIVE PERCENT OF BID AMOUNT *****

Dollars (**5%**)


for the payment of which sum well and truly to be made, the said Principal and the said Surety, bind
ourselves, our heirs, executors, administrators, successors and assigns, jointly and severally, firmly by
these presents.

WHEREAS, the Principal has submitted a bid for
City of Farmersville, Service Center

(Here insert full name, address and description of project)

NOW, THEREFORE, if the Obligor, shall accept the bid of the Principal and the Principal shall enter into a Contract with the Obligor,
in accordance with the terms of such bid, and give such bond or bonds as may be specified in the bidding or Contract Documents with
good and sufficient surety for the faithful performance of such Contract and for the prompt payment of labor and material furnished in
the prosecution thereof, or in the event of the failure of the Principal to enter such Contract and give such bond or bonds, if the
Principal shall pay to the Obligor, the difference not to exceed the penalty hereof between the amount specified in said bid and such
larger amount for which the Obligor, may in good faith contract with another party to perform the Work covered by said bid, then this
obligation shall be null and void, otherwise to remain in full force and effect.

Signed and sealed this **14th** day of **April, 2014**


(Witness)

KW Brown Construction, LLC
(Principal)

(Seal)


(Title) **President**

SureTec Insurance Company

(Surety) (Seal)


(Witness)


Staci Gross (Title) **Attorney-in-Fact**

SureTec Insurance Company

LIMITED POWER OF ATTORNEY

Know All Men by These Presents, That SURETEC INSURANCE COMPANY (the "Company"), a corporation duly organized and existing under the laws of the State of Texas, and having its principal office in Houston, Harris County, Texas, does by these presents make, constitute and appoint

Steven E. Burleson, Staci Gross, Julie Smith

its true and lawful Attorney-in-fact, with full power and authority hereby conferred in its name, place and stead, to execute, acknowledge and deliver any and all bonds, recognizances, undertakings or other instruments or contracts of suretyship to include waivers to the conditions of contracts and consents of surety for:

Five Million and 00/100 Dollars (\$5,000,000.00)

and to bind the Company thereby as fully and to the same extent as if such bond were signed by the President, sealed with the corporate seal of the Company and duly attested by its Secretary, hereby ratifying and confirming all that the said Attorney-in-Fact may do in the premises. Said appointment shall continue in force until 12/31/2015 and is made under and by authority of the following resolutions of the Board of Directors of the SureTec Insurance Company:

Be it Resolved, that the President, any Vice-President, any Assistant Vice-President, any Secretary or any Assistant Secretary shall be and is hereby vested with full power and authority to appoint any one or more suitable persons as Attorney(s)-in-Fact to represent and act for and on behalf of the Company subject to the following provisions:

Attorney-in-Fact may be given full power and authority for and in the name of and of behalf of the Company, to execute, acknowledge and deliver, any and all bonds, recognizances, contracts, agreements or indemnity and other conditional or obligatory undertakings and any and all notices and documents canceling or terminating the Company's liability thereunder, and any such instruments so executed by any such Attorney-in-Fact shall be binding upon the Company as if signed by the President and sealed and effected by the Corporate Secretary.

Be it Resolved, that the signature of any authorized officer and seal of the Company heretofore or hereafter affixed to any power of attorney or any certificate relating thereto by facsimile, and any power of attorney or certificate bearing facsimile signature or facsimile seal shall be valid and binding upon the Company with respect to any bond or undertaking to which it is attached. (Adopted at a meeting held on 20th of April, 1999.)

In Witness Whereof, SURETEC INSURANCE COMPANY has caused these presents to be signed by its President, and its corporate seal to be hereto affixed this 21st day of March, A.D. 2013.


SURETEC INSURANCE COMPANY

By: John Knox Jr., President



State of Texas SS:
County of Harris

On this 21st day of March, A.D. 2013 before me personally came John Knox Jr., to me known, who, being by me duly sworn, did depose and say, that he resides in Houston, Texas, that he is President of SURETEC INSURANCE COMPANY, the company described in and which executed the above instrument; that he knows the seal of said Company; that the seal affixed to said instrument is such corporate seal; that it was so affixed by order of the Board of Directors of said Company; and that he signed his name thereto by like order.



Jacquelyn Maldonado
Jacquelyn Maldonado, Notary Public
My commission expires May 18, 2017

I, M. Brent Beaty, Assistant Secretary of SURETEC INSURANCE COMPANY, do hereby certify that the above and foregoing is a true and correct copy of a Power of Attorney, executed by said Company, which is still in full force and effect; and furthermore, the resolutions of the Board of Directors, set out in the Power of Attorney are in full force and effect.

Given under my hand and the seal of said Company at Houston, Texas this 14th day of April, 2014, A.D.

M. Brent Beaty
M. Brent Beaty, Assistant Secretary

Any instrument issued in excess of the penalty stated above is totally void and without any validity.
For verification of the authority of this power you may call (713) 812-0800 any business day between 8:00 am and 5:00 pm CST.



May 8, 2014

Mr. Benjamin White, P.E., City Manager
City of Farmersville
205 South Main Street
Farmersville, Texas 75442

RE: Service Center Project
Proposal Results & Recommendation

Dear Ben:

I have attached the proposal results for the Request for Proposals that were accepted by the City of Farmersville for the Service Cent Project. Proposals were accepted on Monday, April 14, 2014. Only one proposal for the project was received despite solicitation and advertisement. The proposal was submitted by KW Brown Construction LLC (see copy attached). The proposal amount was for more than the budget allowed. I have talked with Kenneth Brown at KW Brown Construction and he has indicated that he would be glad to furnish any or all of the proposal items in their proposal. If the City decided to only perform Items #1 & #2, then he would honor those prices. He has also indicated that he is willing to perform the alternate bids at the prices indicated if the City would like to do so.

DBI has not worked with KW Brown Construction LLC in the past; however, according to what we have been able to determine KW Brown Construction LLC has the equipment and experience to successfully complete the project. It is the recommendation of DBI that the City of Farmersville award the proposal to KW Brown Construction LLC in accordance with the proposal items desired by the City.

If you should have any questions or need additional information, please feel free to contact me.

Sincerely,

A handwritten signature in dark ink, appearing to read "Eddy W. Daniel".

Eddy W. Daniel, P.E.

Demo	2,400
Floor	6.756
Walls 2"X6"X96"	4.671
Drywall, Tape, 1 bed, Tex. Baseboard	7.715
Reinforce roof	1.900
- Foam. floor, walls, roof	10.400
- CDX PT pony wall with access To crawl space	3.100
New metal door 36"X82"	1.400
- Retaining wall. concrete 30" Deep. 6" wide. 60' Long	4.831
- (New Metal roof. U. panel	7.774
- Remove cedar wood siding, install corrugated metal	3.776
Paint exterior, stain deck. Labor + materials	3.600
Reinforce fascia w. 2"X6" Metal channel	1.873
Gutters w. 4 Downspout.	900
Bathrooms. new Toilet, Kohler "Elliston Vibrant faucet"	
new window, 2 instant W-H under sink, plumbing, L+M	4.088
(Foltz Electric	5.580
(Electric Materials	
	3.000
(HVAC. Duct + return.	2.100
Extras.	500
Drop ceiling Tile 2X4	4.130
	<u>\$80.494</u>

Demo	2,400
Floor	6.756
Walls 2"X6"X96"	4.671
Drywall, Tape, 1 bed, Tex. Baseboard	7.715
Reinforce roof	1.900
Foam. floor, walls, roof	10.400
CIX PT pony wall with access To crawl space	3.100
New metal door 36"X82"	1.400
Retaining wall. concrete 30" Deep. 6" wide. 60' Long	4.831
New Metal roof. U. panel	7.774
Remove cedar wood siding, install corrugated metal	3.776
Paint exterior, stain deck. Labor + materials	3.600
Reinforce fascia w. 2"X6" Metal channel	1.873
Gutters w. 4 Downspout.	900
Bathrooms. new Toilet, Kohler "Elliston Vibrant faucet" new window, 2 instant W-H under sink, plumbing, L+M	4.088
Foltz Electric	5.580
Electric Materials	3.000
HVAC. Duct + return.	2.100
Extras.	500
Drop ciling Tile 2X4	4.130
	<u>\$80.494</u>

CITY OF FARMERSVILLE
REVENUE & EXPENSE REPORT (UNAUDITED)
AS OF: MAY 31ST, 2014

100-GENERAL FUND

% OF YEAR COMPLETED: 66.67

DEPARTMENTAL EXPENDITURES	CURRENT BUDGET	CURRENT PERIOD	YEAR TO DATE ACTUAL	TOTAL ENCUMBERED	BUDGET BALANCE	% YTD BUDGET
100.60.6115.000 SALARIES, PART-TIME	0	0.00	0.00	0.00	0.00	0.00
100.60.6141.000 FICA EXPENSE	2,966	315.12	4,385.75	0.00	1,419.75	147.87
100.60.6142.000 HEALTH INSURANCE	5,955	0.00	2,889.68	0.00	3,065.32	48.53
100.60.6143.000 WORKERS COMPENSATION	250	0.00	250.00	0.00	0.00	100.00
100.60.6145.000 UNEMPLOYMENT INSURANCE	250	0.00	0.00	0.00	250.00	0.00
100.60.6146.000 EMPLOYEE RETIREMENT EXPE	3,575	488.18	2,813.24	0.00	761.76	78.69
100.60.6147.000 BENEFIT POOL	0	0.00	0.00	0.00	0.00	0.00
TOTAL PERSONNEL SERVICES	51,772	4,922.21	64,272.17	0.00	12,500.17	124.14
CONTRACTS & PROF. SVCS						
100.60.6210.000 PROF SVC	0	0.00	8,000.00	0.00	8,000.00	0.00
100.60.6211.000 LEGALS SERVICES	1,000	0.00	0.00	0.00	1,000.00	0.00
100.60.6213.000 SURVEYING	0	0.00	0.00	0.00	0.00	0.00
100.60.6214.000 CONTRACT SERVICES	4,000	1,200.00	2,909.14	0.00	1,090.86	72.73
100.60.6215.000 OTHER	4,000	97.80	1,063.61	0.00	2,936.39	26.59
100.60.6218.000 ENGINEERING SERVICES	1,000	0.00	150.00	0.00	850.00	15.00
TOTAL CONTRACTS & PROF. SVCS	10,000	1,297.80	12,122.75	0.00	2,122.75	121.23
MISCELLANEOUS						
100.60.6311.000 CONSTRUCTION MATERIAL	15,000	0.00	15,618.43	0.00	618.43	104.12
100.60.6312.000 TOOLS	1,000	150.00	779.73	0.00	220.27	77.97
100.60.6313.000 RENTAL EQUIPMENT	500	0.00	0.00	0.00	500.00	0.00
100.60.6314.000 TOOLS & EQUIPMENT MAINT	4,000	0.00	1,003.18	0.00	2,996.82	25.08
100.60.6316.000 INSURANCE	0	0.00	0.00	0.00	0.00	0.00
100.60.6318.000 OTHER	2,000	0.00	1,678.27	0.00	321.73	83.91
TOTAL MISCELLANEOUS	22,500	150.00	19,079.61	0.00	3,420.39	84.80
MAINTENANCE						
100.60.6362.000 VEHICLE MAINT	0	0.00	2,601.29	0.00	2,601.29	0.00
100.60.6363.000 PUBLIC WORKS CONSTRUCTIO	56,193	0.00	10,557.20	12,979.55	32,656.25	41.89
TOTAL MAINTENANCE	56,193	0.00	13,158.49	12,979.55	30,054.96	46.51
UTILITIES						
100.60.6407.000 INTERNET	0	0.00	0.00	0.00	0.00	0.00
100.60.6471.000 WATER	3,155	0.00	0.00	0.00	3,155.00	0.00
100.60.6471.001 PUBLIC WORKS BLDG	0	0.00	839.32	0.00	839.32	0.00
100.60.6471.002 SCOUT HALL	0	0.00	315.28	0.00	315.28	0.00
100.60.6471.003 HISTORICAL SOCIETY	0	0.00	240.31	0.00	240.31	0.00
100.60.6472.000 TELEPHONE	1,200	0.00	522.39	0.00	677.61	43.53
100.60.6473.000 ELECTRIC	6,500	0.00	14.86	0.00	6,485.14	0.23
100.60.6473.001 SCOUT HALL	0	0.00	470.79	0.00	470.79	0.00
100.60.6473.002 DOG POUND	0	0.00	102.32	0.00	102.32	0.00
100.60.6473.003 PUBLIC WORKS BLDGS	0	0.00	1,863.17	0.00	1,863.17	0.00
100.60.6473.004 HISTORICAL SOCIETY	0	0.00	106.66	0.00	106.66	0.00
100.60.6474.000 GAS	3,500	0.00	2,975.47	0.00	524.53	85.01
TOTAL UTILITIES	14,355	0.00	7,450.57	0.00	6,904.43	51.90
SUPPLIES						
100.60.6551.000 FUEL	2,500	0.00	0.00	0.00	2,500.00	0.00
TOTAL SUPPLIES	2,500	0.00	0.00	0.00	2,500.00	0.00

120,713
30054

50767

13000

163767



TO: Mayor and Councilmembers

FROM: City Manager Ben White

DATE: May 27, 2014

SUBJECT: Consider, discuss and act upon extending Stage 3 Seasonal Watering through the summer until the end of October allowing outdoor watering once every two weeks

- NTMWD Reservoir Elevation information
 - Lake Lavon Elevation information
 - Member City Water Use & Goals
 - Stage 3 Water Restrictions according to the City of Farmersville's Water Plan approved by Ordinance # O-2013-0709-001
- Recommendation from NTMWD: Extend Stage 3 Seasonal Watering (once every two weeks) through the summer until end of October; and that all Member cities and customers have the procedures in place to enforce once every two week watering.

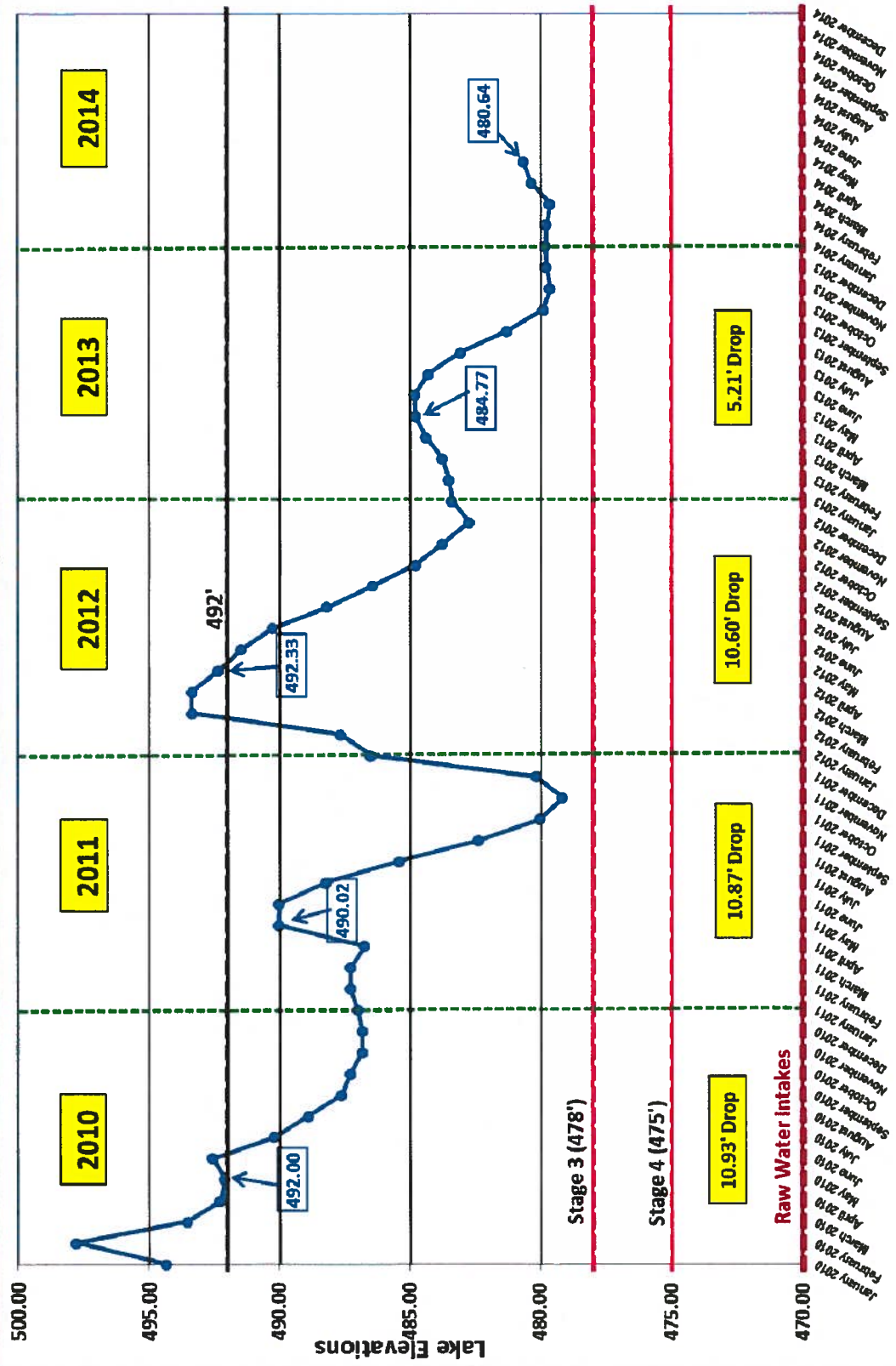
ACTION: Approve or disapprove the Resolution as presented.

NTMWD Reservoir Elevations

(May 15, 2014)

Reservoir	Conservation Pool Elevation	Current Elevation	Down
Lavon 30%	492.0' (Last full on 5-14-12)	480.64'	-11.36'
Chapman 15%	440.0' (Last full on 4-14-10)	433.21'	-6.79'
Tawakoni 8%	437.5'	429.64'	-7.86'
*Texoma 28%	617.0'	608.89'	-8.11'

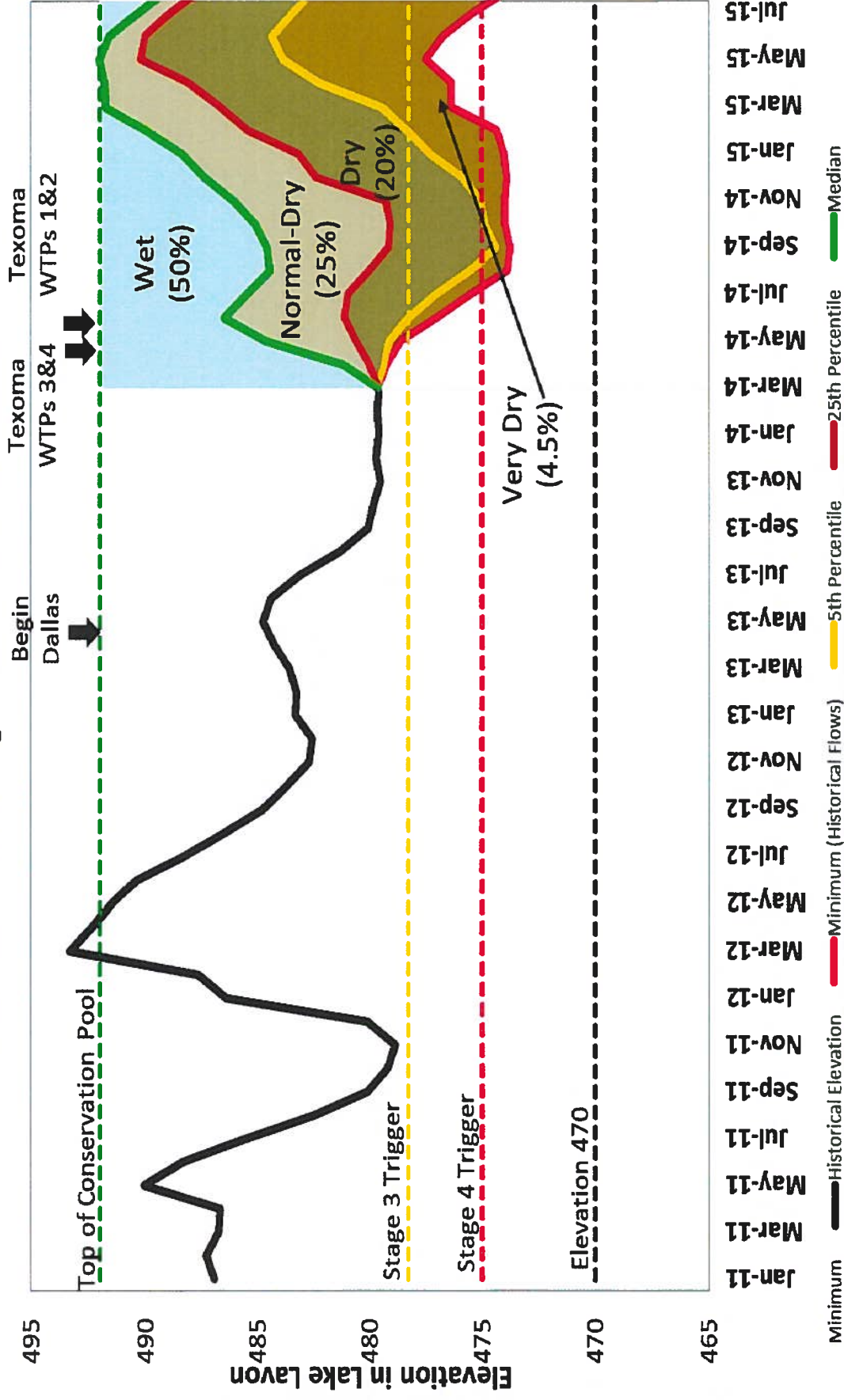
Lake Lavon Elevations by Month



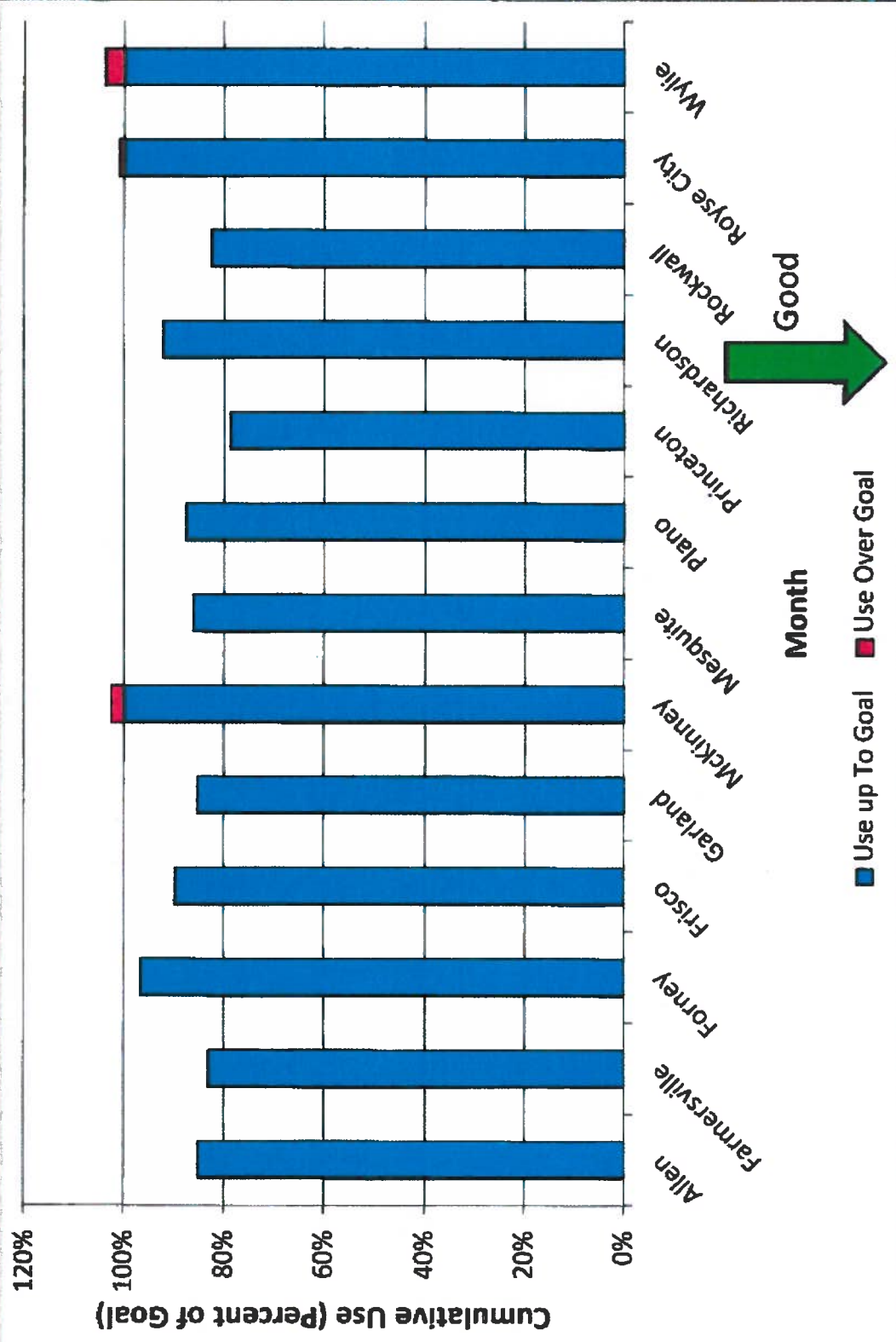
Lake Level Modeling with Planned Measures

Measures – Near Term Summary

Statistics and Shortages for Planned Measures



Comparison of Member City Water Use and Goal October 2013 – April 2014



5.5.3 Stage 3

5.5.3.1 Initiation and Termination Conditions for Stage 3

- The NTMWD has initiated Stage 3.
- City's water demand exceeds ninety-eight (98) percent of the amount that can be delivered to customers for three consecutive days.
- City's water demand for all or part of the delivery system exceeds delivery capacity because delivery capacity is inadequate.
- Supply source becomes contaminated.
- City's water supply system is unable to deliver water due to the failure or damage of major water system components.

Stage 3 may terminate when NTMWD terminates its Stage 3 condition or when the circumstances that caused the initiation of Stage 3 no longer prevail.

5.5.3.2 Goals for Use Reduction and Actions Available under Stage 3

The goal for water use reduction under Stage 3 is ten (10) percent.

The City Manager or official designee shall implement any action(s) required by NTMWD. In addition, the City Manager or official designee may order the implementation of any of the actions listed below, as deemed necessary. Measures described as "requires notification to TCEQ" impose mandatory requirements on customers. The supplier must notify TCEQ and NTMWD within five (5) business days if these measures are implemented:

- Continue the following actions set by Stage 1
 - Notify wholesale customers of actions being taken and request implementation of similar procedures.
 - Increase public education efforts on ways to reduce water use.
 - Intensify efforts on leak detection and repair.
 - Notify major water users and work with them to achieve voluntary water use reductions.
- Continue the following actions set by Stage 2
 - Halt non-essential city government water use.
 - Street cleaning.
 - Initiate engineering studies to evaluate alternatives should conditions worsen.
 - Encourage the public to wait until the current drought or emergency situation has passed before establishing new landscaping.
- Review the problems that caused the initiation of Stage 3.
- Implement viable alternative water supply strategies.
- Halt non-essential city government water use.
 - Reduce Splash Pad operational time by at least fifty (50) percent.
 - Washing of city vehicles.
- ** Initiate mandatory water use restrictions as follows:
 - Prohibit hosing of paved areas, buildings, or windows. (Pressure washing of impervious surfaces is allowed.)

- Prohibit operation of all ornamental fountains or other amenity impoundments to the extent they use treated water.
- Prohibit washing or rinsing of vehicles by hose except with a hose end cutoff nozzle.
- Prohibit using water in such a manner as to allow runoff or other waste.
- ** Limit landscape watering with sprinklers or irrigation systems at each service address to once every seven (7) days. Automatic irrigation systems may only be utilized during each addressee's solid waste disposal (trash) day which is typically either Monday or Thursday. Exceptions are as follows:
 - Between November 1 and March 31 additionally limit landscape watering with sprinklers or irrigation systems at each service address to once every fourteen (14) days
 - Foundations, new landscaping, new plantings (first year) of shrubs, and trees may be watered for up to two (2) hours on any day by a hand-held hose, a soaker hose, or a dedicated zone using a drip irrigation system.
 - Golf courses may water greens and tee boxes without restrictions.
 - Public athletic fields used for competition may be watered twice per week.
 - Locations using other sources of water supply for irrigation may irrigate without restrictions. Recommend the use of signs to inform the public that irrigation is provided by other sources.
 - Registered and properly functioning ET/Smart irrigation systems and drip irrigation systems may irrigate without restrictions.
- ** Prohibit hydroseeding, hydromulching, and sprigging.
- ** Existing swimming pools may not be drained and refilled (except to replace normal water loss).
- ** Initiate a rate surcharge as requested by NTMWD.
- ** Initiate a rate surcharge for all water use over a certain level.
- ** If NTMWD has imposed a reduction in water available to Member Cities and Customers, impose the same percent reduction on wholesale customers.
- ** Prohibit watering of golf courses using treated water, except as needed to keep greens and tee boxes alive.

(Items identified by ** mandates the City to notify TCEQ of restrictions)



TO: Mayor and Councilmembers

FROM: City Manager Ben White

DATE: May 27, 2014

SUBJECT: Update on water, wastewater and street General Obligation Bond projects

- An update is attached for review.
- Mr. White will speak on this topic.

ACTION: Council act as deemed necessary.

Water/Wastewater GO Bond Project Status

Project Number	Project Name	Budget	Projected Or Actual Cost	Status	Estimated Construction Start Date	Estimated Construction End Date
Water Projects						
15	North ET/North Main Street	189,000	464,607	Construction	Apr-14	Jun-14
16	Sycamore St/Hwy 78	329,000		Construction	Apr-14	Jun-14
17	Rike/Houston/Austin Street	163,500	163,500	Engineering	Jul-14	Sep-14
18	Automated Meter Reading System	520,000	520,000	Construction	Mar-13	Aug-14
19	Bob Tedford Drive	83,000	83,000	Bid	Jun-14	Aug-14
20	CR 608/CR 609	63,500	63,500	Not Started	Jul-14	Sep-14
Wastewater Projects						
21	S Main & Abbey – Gravity Main	52,000	52,000	Not Started	Jan-15	Apr-15
22	Hwy 78 & Maple St – Gravity Main	57,000	57,000	Not Started	Jan-15	Apr-15
23	Hwy 78 & CR 611 – Gravity Main	172,500	172,500	Not Started	Jan-15	Apr-15
24	Floyd St – Lift Station	50,000	50,000	Engineering	Jan-15	Apr-15
25	Sycamore – Gravity Main	23,000	23,000	Complete	May-13	Jul-13
26	Hwy 380 & Welch Dr – Gravity Main	164,500	164,500	Not Started	Jan-15	Apr-15
27	Hwy 380 (AFI to Floyd St) – Lift Station & Force Main	445,000	445,000	Not Started	Jan-15	Apr-15
28	Locust – Gravity Main	88,500	88,500	Not Started	Jan-15	Apr-15
Water and Wastewater Projects Total		2,400,500	2,347,107	53,393		
Water and Wastewater Projects GO Bond		2,400,000				

Street GO Bond Project Status

Project Number	Project Name	Budget	Projected Or Actual Cost	Status	Estimated Construction Start Date	Estimated Construction End Date
Street Projects						
1	Sycamore Street Panel Replacement (Hwy 78 to Jackson)	123,000	123,000	Construction	Apr-13	Jun-14
2	Orange Street Overlay (380 to Old Josephine, Partially County Funded)	93,245	93,245	Engineering	Sep-14	Nov-14
3	CR557 Overlay (US 380 to SH 78), Majority County Funded	4,583	4,583	Complete	Oct-12	Jul-13
4	Westgate Overlay (Hwy 78 to Wilcoxson)	94,000	963,627	Complete	Dec-13	May-14
5	Hamilton Overlay (McKinney to Yucca)	728,000		Construction	Dec-13	Jun-14
6	Hamilton Street Overlay (Yucca to Gaddy)	88,000		Construction	Dec-13	Jun-14
7	Central Overlay (College to Prospect)	101,000		Complete	Dec-13	May-14
8	Beech Street Overlay (Main to Beene)	137,000		Contracted	Dec-13	Jun-14
9	Windom Overlay (Maple to McKinney)	46,000		Contracted	Dec-13	Jul-14
10	South Washington Overlay (Farmersville Parkway to Sid Nelson)	88,000	88,000	Engineering	May-14	Jul-14
11	Sid Nelson Overlay (South Washington to Hamilton)	88,000	88,000	Engineering	May-14	Jul-14
12	Hamilton Street (380 to Farmersville Parkway)	1,384,000	1,384,000	Engineering	Aug-14	Oct-14
13	Santa Fe Reconstruct (Johnson to Main)	504,000	504,000	Engineering	Oct-14	Dec-14
14	Street Signs and Installation	95,000	95,000	Ready for Construction	Jul-14	Dec-14
Street Projects Total		3,573,828	3,343,455	230,373		
Street Projects GO Bond Allocation		3,575,000				



TO: Mayor and Councilmembers

FROM: City Manager Ben White

DATE: May 27, 2014

SUBJECT: Update on Safe Routes to School project

- An update is attached for review.
- Mr. White will speak on this topic.

ACTION: Council act as deemed necessary.

Safe Routes To School (SRTS) Project Update

Description	Total Project Estimate	City's Share	Estimated Construction Begin Date	Estimated Construction Completion Date	Comments and Status
Safe Routes to School Grant Funded by TxDOT	\$674,000	\$5,000 CoF Funded	Nov-13	Jul-14	Construction started.

1. Construction slowed to accommodate 12 inch waterline construction.
2. Phase I substantially complete. Awaiting completion of punch list items.
3. Phase II 90% complete.
4. Phase III not started.
5. Phase IV not started.
6. Phase V not started. This was the split portion from phase I. Delayed to accommodate 12 inch waterline construction.
7. Project phasing outlined on following sheet.



TO: Mayor and Councilmembers

FROM: City Manager Ben White

DATE: May 27, 2014

SUBJECT: Update on Chaparral Trail projects

- An update is attached for review.
- Mr. White will speak on this topic.

ACTION: Council act as deemed necessary.

Chaparral Trail Project Update

Description	Total Project Estimate	City's Share	Estimated Construction Begin Date	Estimated Construction Completion Date	Comments and Status
Chaparral Trail Grant Collin County Open Space (Phase II)	\$300,000	\$150,000 (4B, \$50K) (CoF, \$100K)	May-13	Oct-13	Construction complete. Received check for \$147K. Awaiting fund reimbursement for remaining \$3K (water meters).
Chaparral Trail Grant Collin County Open Space (Phase III)	\$300,000	\$150,000 (4B, \$60K 2013) (4B, \$60K 2014) (CoF, \$30K 2014)	Jun-14 (est)	Oct -14	Grant awarded. Developing bid documentation package. 50% drawing package complete. Working on final revisions.



TO: Mayor and Councilmembers

FROM: City Manager Ben White

DATE: May 27, 2014

SUBJECT: Update on Highway 380 project

- An update is attached for review.
- Mr. White will speak on this topic.

ACTION: Council act as deemed necessary.

US 380 Highway Project Status

1. 1st Railroad Bridge, Passing Track: Apr 2013 thru May 2014
2. 2nd Railroad Bridge, Main Track: May 2014 thru Apr 2015
3. 380 Roadway, East Bound: Complete March 2014. Open to two-way traffic.
 - a. East Bound Off-Ramp (Southwest Ramp), Sep 2014
 - b. East Bound On-Ramp (Southeast Ramp), Complete. Two-way ramp.
4. 380 Roadway, West Bound: Oct 2014
 - a. West Bound Off-Ramp (Northeast Ramp), Jul 2014
 - b. West Bound On-Ramp (Northwest Ramp), Oct 2014
5. Main Street Bridge Construction: Complete and open to traffic.
 - a. Main Street Roadway: Complete Mar 2014
6. Hill Street Crossing: Jun 2014. This crossing will require electrical primary wire reconfiguration from overhead to underground. KCS will be paying for this expense.
7. Walnut Street Crossing: Jun 2014
8. Main/Summit Street Crossing: Jun 2014



Figure 1. Looking South along Main Street



Figure 2. Looking North along Main Street



Figure 3. Looking East from Bridge



Figure 4. Looking West from Bridge