

CITY OF EAST CLEVELAND

MONTH END REPORT

November 2021



Presented to Council by:

Brandon L. King
Mayor

Prepared by:

Charles Iyahun
Director of Finance

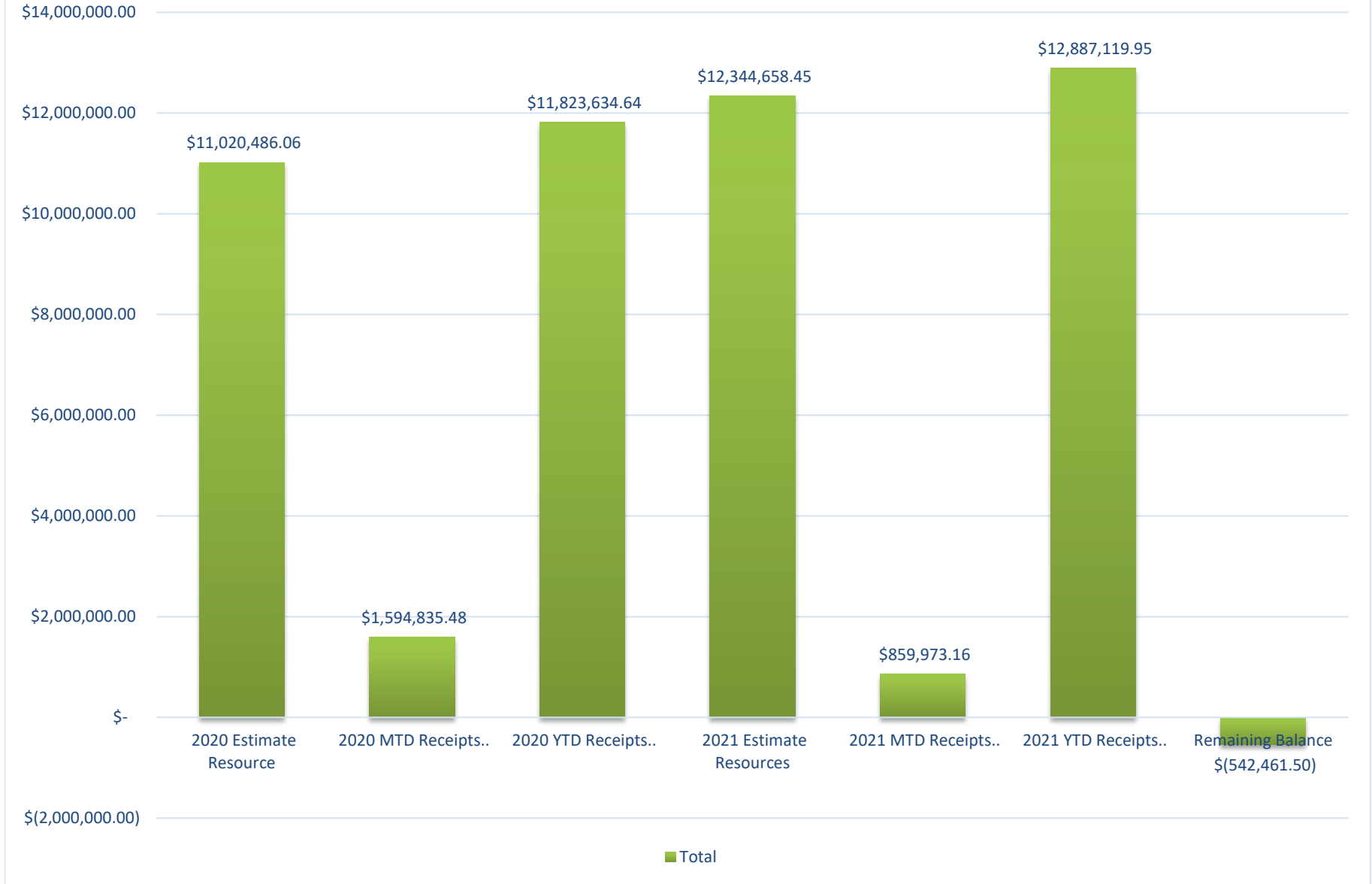
The City of East Cleveland

Comparison Charts

For Period Ending
11/30/2021

Source of Information
Finance Department
Financial Management System










General Fund Revenue November 2020 and November 2021 Comparison



City of East Cleveland

General Fund YTD Revenues Compared to Estimated Resources

as of November 30, 2021

	Estimated Revenues	Year to Date Revenues	Exceeds (Deficit)				
			Percentage of Revenues to Est. Resources	Amount	Percentage		
Income Taxes	\$ 5,153,698.55	\$ 4,975,219.19	✓	97%	\$ 251,029.88		5%
Property Taxes/Spec Assessments	\$ 1,188,376.22	\$ 1,592,403.48	✓	134%	\$ 503,059.40		42%
Local Govt Fund	\$ 1,861,389.42	\$ 1,963,522.84	✓	105%	\$ 257,250.45		14%
Towing Release and Admin Fees	\$ -	\$ 560,403.85	✗	0%	\$ 560,403.85		0%
Building Permits and Housing Fees	\$ 358,642.46	\$ 334,196.14	✓	93%	\$ 5,440.79		2%
Court Fines and Fees	\$ 859,175.72	\$ 794,562.78	✓	92%	\$ 6,985.61		1%
Refuse Fees	\$ 758,765.50	\$ 707,819.54	✓	93%	\$ 12,285.00		2%
Automated Traffic Enforcement	\$ 1,480,877.70	\$ 1,241,784.30	!	84%	\$ (115,677.05)		-8%
Other	\$ 683,732.88	\$ 717,207.83	✓	105%	\$ 90,457.25		13%
Totals	\$ 12,344,658.45	\$ 12,887,119.95		104%	\$ 1,571,265.34		13%

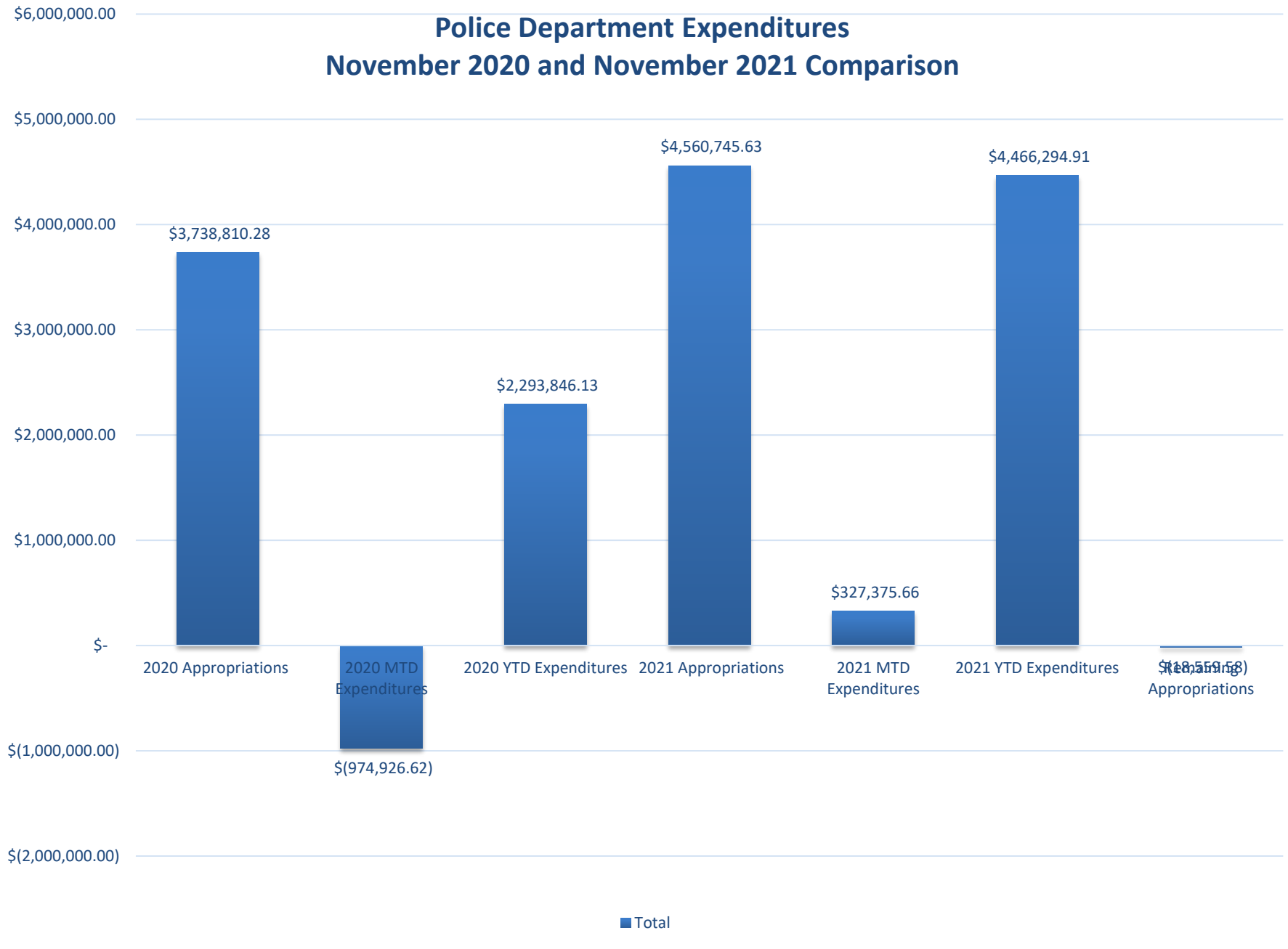
General Fund Expenditures November 2020 and November 2021 Comparision



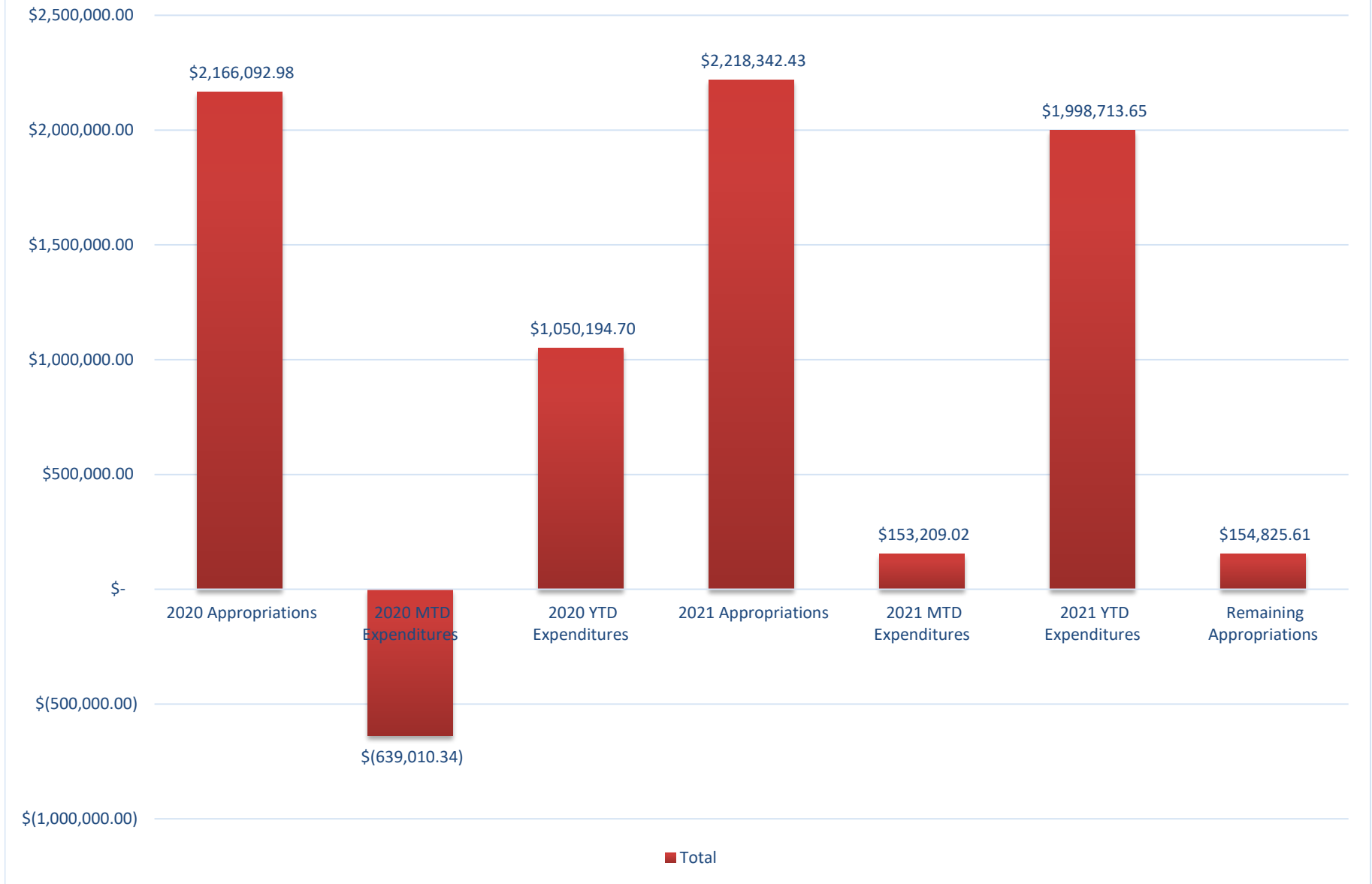
City of East Cleveland
YTD Expenditures Compared to Appropriations by Department
as of November 30, 2021

	Appropriations	Year to Date Expenditures	Exceeds (Deficit)	
			Percentage of Appropriations to Expenditures	Amount Percentage
Police Department	\$ 4,560,745.63	\$ 4,466,294.91	⊗ 98%	\$ 285,641.82 6%
Fire Department	\$ 2,218,342.43	\$ 1,998,713.65	⚠ 90%	\$ (34,752.12) -2%
Street Lighting	\$ 221,172.40	\$ 123,240.50	✔ 56%	\$ (79,499.39) -36%
Impound Lot	\$ -	\$ -	✔ 0%	\$ - 0%
Parks & Recs Department	\$ 271,952.73	\$ 79,705.36	✔ 29%	\$ (169,582.83) -62%
Housing Department	\$ 55,155.39	\$ 64,066.39	⊗ 116%	\$ 13,507.65 24%
Service Department (General Fund)	\$ 241,530.07	\$ 535,468.08	⊗ 222%	\$ 314,067.13 130%
Refuse Collection Fee	\$ 992,901.00	\$ 973,069.08	⊗ 98%	\$ 62,916.45 6%
Transfers	\$ 2,076,890.00	\$ 2,076,890.00	⊗ 100%	\$ 173,088.01 8%
Mayor's Office	\$ 268,759.86	\$ 281,967.60	⊗ 105%	\$ 35,606.19 13%
Law Department	\$ 341,657.74	\$ 230,222.15	⚠ 67%	\$ (82,961.83) -24%
Central Services	\$ 2,590,341.72	\$ 2,879,437.52	⊗ 111%	\$ 504,974.88 19%
Building & Engineering	\$ 9,429.78	\$ 13,414.87	⊗ 142%	\$ 4,770.97 51%
City Council	\$ 340,776.62	\$ 237,241.34	⚠ 70%	\$ (75,134.96) -22%
EC Municipal Court	\$ 765,398.21	\$ 638,485.83	⚠ 83%	\$ (63,124.09) -8%
Finance Department	\$ 393,613.76	\$ 290,085.95	⚠ 74%	\$ (70,724.04) -18%
Civil Service Commission	\$ 3,197.62	\$ 820.41	✔ 26%	\$ (2,110.72) -66%
IT Department	\$ 98,562.33	\$ 74,406.52	⚠ 75%	\$ (15,941.63) -16%
HR Department	\$ 102,608.22	\$ 72,878.36	⚠ 71%	\$ (21,178.49) -21%
Totals	\$ 15,553,035.51	\$ 15,036,408.52	97%	\$ 779,562.99 5%

Police Department Expenditures November 2020 and November 2021 Comparison



Fire Department Expenditures November 2020 and November 2021 Comparson



Service Department Expenditures November 2020 and November 2021 Comparison



City of East Cleveland

YTD Expenditures Compared to Appropriations

as of November 30, 2021

	Appropriations	Year to Date Expenditures	Percentage of Appropriations to Expenditures	Exceeds (Deficit)	
				Amount	Percentage
1110 General Fund	\$ 15,553,035.51	\$ 15,036,408.52	97%	\$ 779,562.99	5%
2210 Street Fund	\$924,694.27	\$ 951,227.49	103%	\$ 103,597.24	11%
2215 Rental Registration	\$291,535.74	\$ 194,373.56	67%	\$ (72,865.59)	-25%
2230 EMS	\$1,191,713.24	\$ 911,380.91	76%	\$ (181,014.95)	-15%
4415 Permanent Improvement	\$890,795.10	\$ 1,099,910.96	123%	\$ 283,354.72	32%
Totals	\$ 18,851,773.86	\$ 18,193,301.44	97%	\$ 912,634.41	5%

The City of East Cleveland

Month-to-Date

Fund Report

For Period Ending

11/30/2021

Source of Information

Finance Department

Financial Management System

Fund Description.....	Beg Mo Bal....	Mtd Receipts..	Mtd Expenses..	Unexp bal....	Encumbrances..	Unenc bal.....
1110 GENERAL FUND	3,658,245.96	859,973.16	883,103.45	3,635,115.67	1,190,225.55	2,444,890.12
1120 RESERVE FIRE LOSS	325,937.02	0.00	0.00	325,937.02	0.00	325,937.02
1122 RESERVE GEN LIAB	213.89	0.00	0.00	213.89	0.00	213.89
1124 RESERVE MOTOR VEH LIAB	865,246.82	0.00	0.00	865,246.82	0.00	865,246.82
1126 RESERVE POL FIRE PEN	8.45	0.00	0.00	8.45	0.00	8.45
2210 STREET FUND	-49,672.65	42,983.64	59,113.50	-65,802.51	143,017.26	-208,819.77
2212 POLICE PENSION	21,934.20	0.00	25,614.40	-3,680.20	0.00	-3,680.20
2213 FIRE PENSION	17,503.77	0.00	21,183.80	-3,680.03	0.00	-3,680.03
2215 RENTAL REGISTRATION	247,996.71	200.00	16,009.81	232,186.90	648.93	231,537.97
2230 EC-EMS	580,651.54	66,304.08	66,727.10	580,228.52	13,515.61	566,712.91
2231 FEMA GRANT FIRE	-155,047.91	0.00	34,128.75	-189,176.66	1,083,401.00	-1,272,577.66
2241 CORONAVIRUS RELIEF	0.00	0.00	0.00	0.00	-18,829.00	18,829.00
2242 AMERICAN RESCUE PLAN (21.027)	13,207,095.73	884.32	3,300.00	13,204,680.05	0.00	13,204,680.05
2255 SPECIAL PROJECTS COURT	525,875.87	0.00	3,126.57	522,749.30	0.00	522,749.30
2256 ALCOHOL AND DRUG TREATMENT CRT	52,819.04	0.00	0.00	52,819.04	0.00	52,819.04
2257 Indigent Drivers Alcohol Treat	11,237.88	0.00	0.00	11,237.88	0.00	11,237.88
2260 COMMUNITY DEVELOPMENT FUND	-127,722.37	0.00	17,043.35	-144,765.72	444,855.06	-589,620.78
2261 SPG 33	4,504.13	0.00	0.00	4,504.13	0.00	4,504.13
2262 SPG507	-53,833.17	0.00	0.00	-53,833.17	0.00	-53,833.17
2269 COMPUTER LEGALIZE FEES	193,519.02	0.00	542.68	192,976.34	5,245.00	187,731.34
2273 NSP -1	577.63	0.00	0.00	577.63	0.00	577.63
2275 VOCA	31,776.93	11,647.47	10,868.01	32,556.39	335.62	32,220.77
2277 NSP - 3	31,223.05	0.00	0.00	31,223.05	0.00	31,223.05
2279 COPS GRANT	-32,030.20	0.00	11,136.46	-43,166.66	0.00	-43,166.66
2280 DOJ CESF	0.00	0.00	0.00	0.00	0.00	0.00
2281 OCJS CESF (STATE)	-16,232.00	24,991.00	0.00	8,759.00	0.00	8,759.00
2284 BLOCK GRANT 97	12,205.44	0.00	0.00	12,205.44	0.00	12,205.44
2285 CITY PROBATION SERVICES FUND	193,690.03	0.00	2,475.20	191,214.83	0.00	191,214.83
2289 HOME - PROGRAM 99	2,734.43	0.00	5,131.77	-2,397.34	0.00	-2,397.34
2290 JAG GRANT (POLICE)	51,138.37	0.00	0.00	51,138.37	0.00	51,138.37
2296 SCHOOL RESOURCE OFFICERS	-1,281.56	0.00	0.00	-1,281.56	0.00	-1,281.56
2297 Drug Use Prevention	40,890.00	0.00	0.00	40,890.00	0.00	40,890.00
2298 LAW ENFORCEMENT TRUST	132,607.48	10,900.00	125.93	143,381.55	51,772.04	91,609.51
2299 FEDERAL ASSET FORFEITURE	4,692.78	0.01	0.00	4,692.79	0.00	4,692.79
3310 BOND RETIREMENT FUND	48,738.57	0.00	0.00	48,738.57	0.00	48,738.57
4415 PERMANENT IMPROVEMENT FUND	-286,635.11	0.00	43,871.66	-330,506.77	888,619.72	-1,219,126.49
5510 WATER FUND	1,138.62	0.00	0.00	1,138.62	0.00	1,138.62
5520 SEWER FUND	7,147.54	0.00	0.00	7,147.54	0.00	7,147.54
5530 WATER-CAPITAL IMPROVEMENT FUND	36,442.53	0.00	0.00	36,442.53	0.00	36,442.53
7721 MISCELLANEOUS DEPOSITS	29,136.24	0.00	0.00	29,136.24	0.00	29,136.24
7734 EMPLOYEE WITHHOLDINGS	71,048.70	86,052.36	82,571.20	74,529.86	0.00	74,529.86
7735 Self Insured Healthcare	868,957.50	134,827.80	123,574.79	880,210.51	0.00	880,210.51
***	20,554,480.90	1,238,763.84	1,409,648.43	20,383,596.31	3,802,806.79	16,580,789.52

The City of East Cleveland

Year-to-Date
Fund Report
For Period Ending
11/30/2021

Source of Information
Finance Department
Financial Management System

Fund Description.....	Beg Yr Bal....	Ytd Receipts..	Ytd Expenses..	Unexp bal....	Encumbrances..	Unenc bal.....
1110 GENERAL FUND	5,784,404.24	12,887,119.95	15,036,408.52	3,635,115.67	1,190,225.55	2,444,890.12
1120 RESERVE FIRE LOSS	296,057.02	59,292.00	29,412.00	325,937.02	0.00	325,937.02
1122 RESERVE GEN LIAB	213.89	0.00	0.00	213.89	0.00	213.89
1124 RESERVE MOTOR VEH LIAB	865,246.82	0.00	0.00	865,246.82	0.00	865,246.82
1126 RESERVE POL FIRE PEN	8.45	0.00	0.00	8.45	0.00	8.45
2210 STREET FUND	-307,281.52	1,192,706.50	951,227.49	-65,802.51	143,017.26	-208,819.77
2212 POLICE PENSION	-17,811.92	65,360.52	51,228.80	-3,680.20	0.00	-3,680.20
2213 FIRE PENSION	-8,263.99	46,951.56	42,367.60	-3,680.03	0.00	-3,680.03
2215 RENTAL REGISTRATION	157,830.46	268,730.00	194,373.56	232,186.90	648.93	231,537.97
2230 EC-EMS	790,100.60	701,508.83	911,380.91	580,228.52	13,515.61	566,712.91
2231 FEMA GRANT FIRE	-70,825.55	331,395.67	449,746.78	-189,176.66	1,083,401.00	-1,272,577.66
2241 CORONAVIRUS RELIEF	-69,839.87	1,142.93	-68,696.94	0.00	-18,829.00	18,829.00
2242 AMERICAN RESCUE PLAN (21.027)	0.00	13,324,680.05	120,000.00	13,204,680.05	0.00	13,204,680.05
2255 SPECIAL PROJECTS COURT	482,469.62	72,207.09	31,927.41	522,749.30	0.00	522,749.30
2256 ALCOHOL AND DRUG TREATMENT CRT	47,268.49	5,550.55	0.00	52,819.04	0.00	52,819.04
2257 Indigent Drivers Alcohol Treat	11,237.88	0.00	0.00	11,237.88	0.00	11,237.88
2260 COMMUNITY DEVELOPMENT FUND	-30,099.14	300,101.13	414,767.71	-144,765.72	444,855.06	-589,620.78
2261 SPG 33	4,504.13	0.00	0.00	4,504.13	0.00	4,504.13
2262 SPG507	-53,833.17	0.00	0.00	-53,833.17	0.00	-53,833.17
2269 COMPUTER LEGALIZE FEES	142,108.80	57,211.62	6,344.08	192,976.34	5,245.00	187,731.34
2273 NSP -1	577.63	0.00	0.00	577.63	0.00	577.63
2275 VOCA	-10,421.89	163,108.94	120,130.66	32,556.39	335.62	32,220.77
2277 NSP - 3	31,223.05	0.00	0.00	31,223.05	0.00	31,223.05
2279 COPS GRANT	15,543.04	0.00	58,709.70	-43,166.66	0.00	-43,166.66
2280 DOJ CESF	0.00	0.00	0.00	0.00	0.00	0.00
2281 OCJS CESF (STATE)	-16,232.00	24,991.00	0.00	8,759.00	0.00	8,759.00
2284 BLOCK GRANT 97	12,205.44	0.00	0.00	12,205.44	0.00	12,205.44
2285 CITY PROBATION SERVICES FUND	161,749.74	57,375.60	27,910.51	191,214.83	0.00	191,214.83
2289 HOME - PROGRAM 99	15,924.04	21,829.04	40,150.42	-2,397.34	0.00	-2,397.34
2290 JAG GRANT (POLICE)	28,148.37	22,990.00	0.00	51,138.37	0.00	51,138.37
2296 SCHOOL RESOURCE OFFICERS	-62,703.16	84,981.57	23,559.97	-1,281.56	0.00	-1,281.56
2297 Drug Use Prevention	40,890.00	0.00	0.00	40,890.00	0.00	40,890.00
2298 LAW ENFORCEMENT TRUST	93,885.61	99,554.48	50,058.54	143,381.55	51,772.04	91,609.51
2299 FEDERAL ASSET FORFEITURE	4,736.69	0.10	44.00	4,692.79	0.00	4,692.79
3310 BOND RETIREMENT FUND	48,738.57	97,477.14	97,477.14	48,738.57	0.00	48,738.57
4415 PERMANENT IMPROVEMENT FUND	-264,422.81	1,033,827.00	1,099,910.96	-330,506.77	888,619.72	-1,219,126.49
5510 WATER FUND	1,138.62	0.00	0.00	1,138.62	0.00	1,138.62
5520 SEWER FUND	6,247.05	900.49	0.00	7,147.54	0.00	7,147.54
5530 WATER-CAPITAL IMPROVEMENT FUND	36,442.53	0.00	0.00	36,442.53	0.00	36,442.53
7721 MISCELLANEOUS DEPOSITS	24,526.24	4,810.00	200.00	29,136.24	0.00	29,136.24
7734 EMPLOYEE WITHHOLDINGS	84,663.66	1,017,775.30	1,027,909.10	74,529.86	0.00	74,529.86
7735 Self Insured Healthcare	747,035.22	1,196,871.93	1,063,696.64	880,210.51	0.00	880,210.51
***	9,023,390.88	33,140,450.99	21,780,245.56	20,383,596.31	3,802,806.79	16,580,789.52

The City of East Cleveland

Revenues

For Period Ending

11/30/2021

Source of Information

Finance Department

Financial Management System

Account.....	Description.....	Est Revenue...	MTD Receipts..	YTD Receipts..	Unc Balance...	% Remain
1110.0000.4001	TAXES	0.00	0.00	0.00	0.00	0.00
1110.0000.4002	SPECIAL ASSESSMENTS	29,864.27	0.00	29,810.66	53.61	0.18
1110.0000.4003	PEDDLERS PERMITS	150.00	0.00	125.00	25.00	16.67
1110.1100.4111	GENERAL REAL ESTATE TAX	684,909.57	0.00	1,278,263.38	-593,353.81	-86.63
1110.1100.4112	TANGIBLE PROPERTY TAX	0.00	0.00	0.00	0.00	0.00
1110.1100.4113	ESTATE TAX	0.00	0.00	0.00	0.00	0.00
1110.1100.4114	CITY INCOME TAX	5,153,698.55	350,726.62	4,975,219.19	178,479.36	3.46
1110.1100.4115	ROLLBACK, HOMESTEAD EXEMPT	133,675.26	0.00	122,280.52	11,394.74	8.52
1110.1200.4121	PRISONER BOARD AND CARE	0.00	0.00	0.00	0.00	0.00
1110.1200.4122	INHERITANCE TAX	0.00	0.00	0.00	0.00	0.00
1110.1200.4123	CIGARETTE TAX	989.01	0.00	0.00	989.01	100.00
1110.1200.4125	BEER & LIQUOR PERMIT STATE	3,090.50	0.00	527.80	2,562.70	82.92
1110.1200.4126	PUBLIC UTILITY REIMBURSEMENT	0.00	0.00	0.00	0.00	0.00
1110.1200.4127	LOCAL GOV'T FUND STATE	70,470.00	4,983.64	70,495.00	-25.00	-0.04
1110.1200.4128	LOCAL GOV'T FUND COUNTY	1,790,919.42	167,989.71	1,893,027.84	-102,108.42	-5.70
1110.1200.4129	HOTEL MOTEL BED TAX	3,412.70	285.55	5,540.57	-2,127.87	-62.35
1110.1200.4140	LOCAL REVENUE ASSIST COUNT	0.00	0.00	0.00	0.00	0.00
1110.1201.4128	L.G.N. RETURNED CHECKS	0.00	0.00	0.00	0.00	0.00
1110.1201.4182	INTEREST INCOME LOCAL GOV'T	0.00	0.00	0.00	0.00	0.00
1110.1300.4136	STREET LIGHTING (SPECIAL ASSESSM	332,119.83	0.00	159,569.63	172,550.20	51.95
1110.1300.4137	PAYOFF SPECIAL ASSESSMENTS	0.00	0.00	0.00	0.00	0.00
1110.1300.4138	SIDEWALK REPAIRS	0.00	0.00	0.00	0.00	0.00
1110.1300.4139	GE Christmas Lighting	0.00	0.00	0.00	0.00	0.00
1110.1300.4162	PENALTIES	0.00	0.00	0.00	0.00	0.00
1110.1300.4182	INTEREST INCOME	28,421.58	479.60	4,727.91	23,693.67	83.37
1110.1300.4183	NUISANCE ABATING (SPEC ASSESMEN	7,807.29	0.00	2,259.29	5,548.00	71.06
1110.1400.4193	DAMAGE TO CITY PROPERTY	0.00	0.00	6,836.88	-6,836.88	0.00
1110.1500.4151	MEMORIAL DAY PARADE DONATIONS	0.00	0.00	0.00	0.00	0.00
1110.1500.4152	GRASS CUTTING (SPEC ASSESSMENT)	0.00	0.00	220.00	-220.00	0.00
1110.1500.4153	HEALTH AND VITAL STATISTICS	0.00	0.00	0.00	0.00	0.00
1110.1500.4154	PARK AND RECREATION PROGRAM	0.00	0.00	0.00	0.00	0.00
1110.1500.4155	TOWING & RELEASE FEES	0.00	35,926.00	484,141.29	-484,141.29	0.00
1110.1500.4156	IMPOUND FEES	0.00	0.00	76,262.56	-76,262.56	0.00
1110.1500.4157	RELEASE FEE	0.00	0.00	0.00	0.00	0.00
1110.1500.4158	REFUSE FEES	758,765.50	59,633.27	707,819.54	50,945.96	6.71
1110.1500.4159	PROGRAM INCOME - RKS GRANT CDBG	0.00	0.00	0.00	0.00	0.00
1110.1500.4160	CLICK IT OR TICKET UHOFC	10,510.96	0.00	0.00	10,510.96	100.00
1110.1600.4162	AUTHORIZED OCCUPANCY	300.00	0.00	300.00	0.00	0.00
1110.1600.4163	BUILDING TRADE LICENSES	40,400.00	3,600.00	44,661.00	-4,261.00	-10.55
1110.1600.4164	BUILDING PERMITS	159,250.29	12,061.49	132,344.69	26,905.60	16.90
1110.1600.4165	CERTF OF BUS OCCUPATION	26,450.48	300.00	17,886.40	8,564.08	32.38
1110.1600.4166	CERT OF OCCUPANCY	4,250.00	0.00	125.00	4,125.00	97.06
1110.1600.4167	VACANT PROPERTY	18,600.00	500.00	10,350.00	8,250.00	44.35
1110.1600.4168	PLUMBING & ELECTRICAL PERM	19,643.25	0.00	28,587.00	-8,943.75	-45.53
1110.1600.4169	CONDITIONAL USE PERMIT	125.00	0.00	125.00	0.00	0.00
1110.1600.4170	HVAC-COMMERCIAL	105.00	175.00	1,386.60	-1,281.60	-1220.57
1110.1600.4171	PLUMBING-COMMERCIAL	6,545.00	0.00	5,445.65	1,099.35	16.80
1110.1600.4172	FINES-COMMERCIAL	529.60	0.00	201.26	328.34	62.00
1110.1600.4173	GENERAL-RESIDENTIAL	57,962.44	10,313.41	68,775.85	-10,813.41	-18.66
1110.1600.4174	PLUMBING-RESIDENTIAL	1,415.00	60.00	2,560.00	-1,145.00	-80.92
1110.1600.4175	HVAC-RESIDENTIAL	2,310.00	210.00	2,000.80	309.20	13.39
1110.1600.4176	ELECTRICAL-RESIDENTIAL	14,559.80	440.18	11,533.45	3,026.35	20.79
1110.1600.4181	ENGINEERING PLAN REVIEW FEES	980.00	0.00	3,629.20	-2,649.20	-270.33
1110.1600.4182	SPECIAL ASSESS FEES (OBBC)	5,216.60	52.87	4,178.74	1,037.86	19.90

Account.....	Description.....	Est Revenue...	MTD Receipts..	YTD Receipts..	Unc Balance...	% Remain
1110.1600.4183	DESIGN & REVIEW FEES	0.00	95.00	105.50	-105.50	0.00
1110.1600.4197	FIRE MOTOR VEHICLE ACCIDENT FEE	12,302.54	809.60	4,728.79	7,573.75	61.56
1110.1600.4198	FALSE ALARM FEE	0.00	0.00	0.00	0.00	0.00
1110.1600.4199	FIRE LICENSE FEES	30,900.30	2,100.00	24,200.00	6,700.30	21.68
1110.1601.4161	FINES, COSTS & FORFEITURE	750,608.56	0.00	717,807.12	32,801.44	4.37
1110.1601.4163	ALCOHOL & DRUG TREATMENT	1,327.23	0.00	610.00	717.23	54.04
1110.1601.4164	ST. CLAIR AUTO BODY	0.00	0.00	0.00	0.00	0.00
1110.1601.4165	CIVIL	104,634.93	0.00	74,920.66	29,714.27	28.40
1110.1601.4181	FELONY BOND INCOME	0.00	0.00	0.00	0.00	0.00
1110.1601.4182	INTEREST INCOME	0.00	0.00	0.00	0.00	0.00
1110.1601.4183	COMPUTER REPORT INCOME	0.00	0.00	0.00	0.00	0.00
1110.1601.4184	AMNESTY PROGRAM COURT	0.00	0.00	0.00	0.00	0.00
1110.1601.4185	JURY DUTY REFUNDS	0.00	0.00	0.00	0.00	0.00
1110.1601.4195	REFUNDS-OPERATING	0.00	0.00	0.00	0.00	0.00
1110.1602.4161	SEU FINES, COSTS & FORFEITURES	0.00	0.00	0.00	0.00	0.00
1110.1700.4156	ON STREET PARKING(DECAL)	0.00	0.00	0.00	0.00	0.00
1110.1700.4161	FINES	2,605.00	40.00	1,225.00	1,380.00	52.98
1110.1700.4162	PENALTIES	0.00	0.00	0.00	0.00	0.00
1110.1700.4163	DELINQUENT COLLECTIONS	0.00	0.00	0.00	0.00	0.00
1110.1700.4164	AMNESTY PROGRAM	0.00	0.00	0.00	0.00	0.00
1110.1700.4183	PROCESSING FEES (BMV)	0.00	0.00	0.00	0.00	0.00
1110.1800.4151	Telephone Compensation - Police	0.00	0.00	0.00	0.00	0.00
1110.1800.4180	JURY FEES	19.60	0.00	0.00	19.60	100.00
1110.1800.4181	SALE OF FIXED ASSETS	2,066.00	0.00	15,500.00	-13,434.00	-650.24
1110.1800.4182	Land Reutilization Program	0.00	0.00	0.00	0.00	0.00
1110.1800.4183	ALL OTHER REVENUE	13,073.26	-13,427.38	6,553.91	6,519.35	49.87
1110.1800.4184	CABLE TV FRANCHISE FEE	14,579.24	0.00	11,382.42	3,196.82	21.93
1110.1800.4185	LOCAL/GOVERN/REV/DEBT	0.00	0.00	0.00	0.00	0.00
1110.1800.4186	AUTOMATED SPEED ENFORCEMENT	1,480,877.70	197,899.51	1,241,784.30	239,093.40	16.15
1110.1800.4187	DELINQUENT COLLECTION OF TRAFFIC	56,565.30	0.00	9,320.00	47,245.30	83.52
1110.1800.4188	ATM REPLENISHED	95,467.50	8,582.00	181,567.25	-86,099.75	-90.19
1110.1800.4189	SURCHARGES FROM ATM	5,804.75	213.00	4,008.00	1,796.75	30.95
1110.1800.4190	INT INCOME(FIRSTAR SWEEP CSX)	0.00	0.00	0.00	0.00	0.00
1110.1800.4191	INT INCOME(SOLOMON SMITH)	0.00	0.00	0.00	0.00	0.00
1110.1800.4192	MLK HALL RENTAL REV	75.00	0.00	675.00	-600.00	-800.00
1110.1800.4193	HSB HALL RENTAL REV	18,000.00	0.00	0.00	18,000.00	100.00
1110.1800.4194	OFF DUTY SECURITY(1993)	0.00	0.00	0.00	0.00	0.00
1110.1800.4195	CELL TOWER RENT	19,621.34	15,194.34	16,833.43	2,787.91	14.21
1110.1800.4196	VENDING MACHINE	2,275.37	499.75	8,968.89	-6,693.52	-294.17
1110.1801.4185	LOCAL/GOV/REV-FUND/DEBT/REV	0.00	0.00	0.00	0.00	0.00
1110.1802.4100	Transfer Station Lease Payments-	0.00	0.00	0.00	0.00	0.00
1110.1900.4140	COUNTY CARES ACT RELIEF	0.00	0.00	172,760.78	-172,760.78	0.00
1110.1900.4144	SAFE ROUTES TO SCHOOLS	0.00	0.00	0.00	0.00	0.00
1110.1900.4145	SCHOOL RESOURCE OFFICERS	0.00	0.00	0.00	0.00	0.00
1110.1900.4190	ADVANCES IN - REPAYMENT	0.00	0.00	0.00	0.00	0.00
1110.1900.4191	REIMBURSEMENT	1,377.99	0.00	1,564.59	-186.60	-13.54
1110.1900.4192	TRANSFER-IN-REFUSE	0.00	0.00	0.00	0.00	0.00
1110.1900.4193	DAMAGE TO CITY PROPERTY	135.15	0.00	0.00	135.15	100.00
1110.1900.4194	TRANSFER-IN	0.00	0.00	0.00	0.00	0.00
1110.1900.4195	REFUNDS-OPERATING	266,775.43	105.00	169,314.65	97,460.78	36.53
1110.1900.4196	DAMAGE TO CITY PROPERTY-PO	0.00	0.00	0.00	0.00	0.00
1110.1900.4197	Community Youth Diversion	9,892.33	0.00	4,239.57	5,652.76	57.14
1110.1900.4198	REIMBURSEMENT-HOSPITALIZATION	71,449.63	0.00	65,093.54	6,356.09	8.90
1110.1900.4199	COUNTY BULLETPROOF VEST PARTNERS	15,543.04	0.00	0.00	15,543.04	100.00

Account.....	Description.....	Est Revenue...	MTD Receipts..	YTD Receipts..	Unc Balance...	% Remain
1110.1900.4200	Local Government Note Proceeds	0.00	0.00	0.00	0.00	0.00
1110.1900.4201	Local Government Premium	0.00	0.00	0.00	0.00	0.00
1110.1900.4202	EMANUAL ONUNWOR RESITUTION	1,125.00	125.00	1,250.00	-125.00	-11.11
1110.1900.4203	OHIO DEPARTMENT OF TRANSPORTATIO	0.00	0.00	0.00	0.00	0.00
1110.1900.4204	PUBLIC RECORDS FEES	99.10	0.00	817.75	-718.65	-725.18
1110.1900.4205	PRIOR YEAR AUDIT ADJUSTMENTS	0.00	0.00	0.00	0.00	0.00
1110.1900.5204	EMPLOYEE MED/DENT/VIS DEDUCTION	10.26	0.00	0.00	10.26	100.00
1110.1901.4202	Willie M. George - RESTITUTION	0.00	0.00	671.10	-671.10	0.00
1110.1901.4203	JUDGE FRED M. MOSELY RESTITUTION	0.00	0.00	0.00	0.00	0.00
1110.2260.4150	East Cleveland Parks & Recreatio	0.00	0.00	0.00	0.00	0.00
1110.2310.4150	Parks & Rec. Memorial Day Parade	0.00	0.00	0.00	0.00	0.00
1110.2760.4157	CIVIL SERVICE - CIVIL SERVICE CO	0.00	0.00	0.00	0.00	0.00
** 1110 GENERAL FUND		12,344,658.45	859,973.16	12,887,119.95	-542,461.50	
1120.1900.4182	INTEREST INCOME	0.00	0.00	0.00	0.00	0.00
1120.1900.4192	TRANSFER-IN	0.00	0.00	0.00	0.00	0.00
1120.1900.4402	FIRE LOSS	4,000.00	0.00	59,292.00	-55,292.00	-1382.30
** 1120 RESERVE FIRE LOSS		4,000.00	0.00	59,292.00	-55,292.00	
1122.1900.4182	INTEREST INCOME	0.00	0.00	0.00	0.00	0.00
1122.1900.4192	TRANSFER-IN	0.00	0.00	0.00	0.00	0.00
1122.1900.4402	GENERAL LIABILITY	0.00	0.00	0.00	0.00	0.00
** 1122 RESERVE GEN LIAB		0.00	0.00	0.00	0.00	
1124.1900.4182	INTEREST INCOME	0.00	0.00	0.00	0.00	0.00
1124.1900.4192	TRANSFER-IN	0.00	0.00	0.00	0.00	0.00
1124.1900.4402	MOTOR VEHICLE LIAB	0.00	0.00	0.00	0.00	0.00
** 1124 RESERVE MOTOR VEH LIAB		0.00	0.00	0.00	0.00	
1126.1900.4182	INTEREST INCOME	0.00	0.00	0.00	0.00	0.00
1126.1900.4192	TRANSFER-IN	0.00	0.00	0.00	0.00	0.00
1126.1900.4402	POLICE-FIRE PENSION	0.00	0.00	0.00	0.00	0.00
** 1126 RESERVE POL FIRE PEN		0.00	0.00	0.00	0.00	
2210.1200.4120	MOTOR VEHICLE LICENSE	48,752.70	4,099.18	99,086.12	-50,333.42	-103.24
2210.1200.4124	PERMISSIVE TAX STATE	56,694.53	4,440.00	35,327.24	21,367.29	37.69
2210.1200.4126	STATE GAS TAX	397,381.14	34,444.46	326,649.72	70,731.42	17.80
2210.1200.4128	STATE LOCAL HWY GAS TAX	0.00	0.00	0.00	0.00	0.00
2210.1800.4182	INTEREST INCOME	0.00	0.00	0.00	0.00	0.00
2210.1800.4183	MISCELLANEOUS INCOME	0.00	0.00	2,496.00	-2,496.00	0.00
2210.1900.4192	TRANSFER-IN	729,147.42	0.00	729,147.42	0.00	0.00
2210.1900.4198	REIMBURSEMENT-HOSPITILIZATION	0.00	0.00	0.00	0.00	0.00
** 2210 STREET FUND		1,231,975.79	42,983.64	1,192,706.50	39,269.29	
2212.1100.4111	PERSONAL REAL ESTATE TAX	24,314.00	0.00	19,029.15	5,284.85	21.74
2212.1100.4112	TANGIBLE PROPERTY TAX	0.00	0.00	0.00	0.00	0.00
2212.1100.4115	ROLLBACK, HOMESTEAD EXEMPT	0.00	0.00	1,604.57	-1,604.57	0.00
2212.1900.4192	TRANSFER-IN	44,726.72	0.00	44,726.80	-0.08	-0.00

Account.....	Description.....	Est Revenue...	MTD Receipts..	YTD Receipts..	Unc Balance...	% Remain
** 2212	POLICE PENSION	69,040.72	0.00	65,360.52	3,680.20	
2213.1100.4111	PERSONAL REAL ESTATE TAX	24,314.00	0.00	19,029.22	5,284.78	21.74
2213.1100.4112	TANGIBLE PROPERTY TAX	0.00	0.00	0.00	0.00	0.00
2213.1100.4115	ROLLBACK, HOMESTEAD EXEMPT	0.00	0.00	1,604.61	-1,604.61	0.00
2213.1800.4143	LOCAL GRANT (GGF)	0.00	0.00	0.00	0.00	0.00
2213.1800.4183	MINORITY PART GRANT	0.00	0.00	0.00	0.00	0.00
2213.1900.4192	TRANSFER-IN	26,317.59	0.00	26,317.73	-0.14	-0.00
** 2213	FIRE PENSION	50,631.59	0.00	46,951.56	3,680.03	
2215.1600.4166	RENTAL REGISTRATION	242,780.00	200.00	268,730.00	-25,950.00	-10.69
2230.1900.4140	EC-EMS REVENUE	865,797.77	66,304.08	701,508.83	164,288.94	18.98
2230.1900.4191	FY13 EMS TRAINING & EQUIP GRANT	0.00	0.00	0.00	0.00	0.00
2230.1900.4192	TRANSFER IN	64,733.21	0.00	0.00	64,733.21	100.00
2230.1900.4198	REIMBURSEMENT-HOSPITALIZATION	0.00	0.00	0.00	0.00	0.00
2230.2120.4195	REFUNDS OPERATING EC -EMS	0.00	0.00	0.00	0.00	0.00
** 2230	EC-EMS	930,530.98	66,304.08	701,508.83	229,022.15	
2231.1900.4140	SCBA grant	698,278.67	0.00	0.00	698,278.67	100.00
2231.1900.4192	FEMA TRANSFER - IN G/F	0.00	0.00	269,000.00	-269,000.00	0.00
2231.1900.4193	SAFER GRANT 2015-FH-00689	528,468.79	0.00	41,813.91	486,654.88	92.09
2231.1900.4194	SAFER GRANT 2017-FH-00445	507,061.82	0.00	20,581.76	486,480.06	95.94
2231.1900.4195	EMW-2017-FO-06781	27,477.00	0.00	0.00	27,477.00	100.00
2231.1900.4196	EMW-2017-FV-02273	249,999.65	0.00	0.00	249,999.65	100.00
2231.1900.4197	EMW-2018-FO-02648	77,257.96	0.00	0.00	77,257.96	100.00
** 2231	FEMA GRANT FIRE	2,088,543.89	0.00	331,395.67	1,757,148.22	
2241.1900.4140	CORONAVIRUS RELIEF (CDFA 21.019)	0.00	0.00	254.49	-254.49	0.00
2241.1900.4182	INTEREST INCOME CARES	0.00	0.00	888.44	-888.44	0.00
** 2241	CORONAVIRUS RELIEF	0.00	0.00	1,142.93	-1,142.93	
2242.1400.4141	AMERICAN RESCUE PLAN ACT	0.00	0.00	13,320,519.58	-13,320,519.58	0.00
2242.1800.4182	INTEREST INCOME	0.00	884.32	4,160.47	-4,160.47	0.00
** 2242	AMERICAN RESCUE PLAN (21.027)	0.00	884.32	13,324,680.05	-13,324,680.05	
2255.1601.4161	SPECIAL PROJECTS	63,049.25	0.00	72,207.09	-9,157.84	-14.52
2256.1400.4142	STATE GRANT	0.00	0.00	0.00	0.00	0.00
2256.1601.4161	ALCOHOL & DRUG TREATMENT COURT	4,425.80	0.00	5,550.55	-1,124.75	-25.41
2256.1900.4192	TRANSFER-IN COMM DET	0.00	0.00	0.00	0.00	0.00
2256.2260.4146	CDBG GRANT AWARD	0.00	0.00	0.00	0.00	0.00
** 2256	ALCOHOL AND DRUG TREATMENT CRT	4,425.80	0.00	5,550.55	-1,124.75	
2257.1601.4143	State Remittance (IDAT)	449.08	0.00	0.00	449.08	100.00
2260.1400.4140	COMMUNITY DEVELOPMENT 1999	0.00	0.00	0.00	0.00	0.00

Account.....	Description.....	Est Revenue...	MTD Receipts..	YTD Receipts..	Unc Balance...	% Remain
2260.1400.4141	COM DEV ADMIN	0.00	0.00	0.00	0.00	0.00
2260.1400.4142	CDBG GRANT AWARD (CFDA # 14.218)	0.00	0.00	1,404.50	-1,404.50	0.00
2260.1400.4143	CDBG GRANT AWARD (CFDA # 14. 218)	1,880,596.44	0.00	268,197.63	1,612,398.81	85.74
2260.1400.4183	PROGRAM INCOME (SPEC EVENTS)	0.00	0.00	0.00	0.00	0.00
2260.1400.4184	LAND BANK SALES	0.00	0.00	0.00	0.00	0.00
2260.1400.4191	REIMBURSEMENT	0.00	0.00	0.00	0.00	0.00
2260.1400.4193	FOREST HILLS PARK TRAILS GRANT	0.00	0.00	0.00	0.00	0.00
2260.1400.4195	REFUND OPERATING	0.00	0.00	0.00	0.00	0.00
2260.1400.4410	EMERGENCY LOAN FEES	0.00	0.00	0.00	0.00	0.00
2260.1400.4411	CODE ENFORCEMENT FEES	0.00	0.00	0.00	0.00	0.00
2260.1400.4413	BID SPECS	1,200.00	0.00	400.00	800.00	66.67
2260.1900.4192	TRANSFER-IN G/F	0.00	0.00	30,099.00	-30,099.00	0.00
2260.1900.4194	ADVANCES IN - INITIAL	0.00	0.00	0.00	0.00	0.00
2260.1900.4198	REIMBURSEMENT-HOSPITALIZATION	0.00	0.00	0.00	0.00	0.00
2260.1900.4200	Local Government Note Proceeds	0.00	0.00	0.00	0.00	0.00
** 2260	COMMUNITY DEVELOPMENT FUND	1,881,796.44	0.00	300,101.13	1,581,695.31	
2261.1400.4140	SPG S.M.A.R.T ADM	0.00	0.00	0.00	0.00	0.00
2261.1400.4141	SPG S.M.A.R.T PROGRAM	0.00	0.00	0.00	0.00	0.00
2261.1400.4191	REIMBURSEMENT	0.00	0.00	0.00	0.00	0.00
2261.1900.4194	ADVANCES IN - INITIAL	0.00	0.00	0.00	0.00	0.00
2261.1900.4200	Local Government Proceeds	0.00	0.00	0.00	0.00	0.00
** 2261	SPG 33	0.00	0.00	0.00	0.00	
2262.1400.4140	SPG507	85,225.39	0.00	0.00	85,225.39	100.00
2263.1900.4192	TRANSFER-IN	0.00	0.00	0.00	0.00	0.00
2263.2260.4192	TRANSFER-IN (G/F)	0.00	0.00	0.00	0.00	0.00
** 2263		0.00	0.00	0.00	0.00	
2269.1601.4161	FINES, COSTS & FORFEITURE	0.00	0.00	0.00	0.00	0.00
2269.1601.4162	OTHER	69,885.41	0.00	57,211.62	12,673.79	18.14
2269.1601.4163	SUPPLIES	0.00	0.00	0.00	0.00	0.00
2269.1900.4192	TRANSFER-IN	0.00	0.00	0.00	0.00	0.00
** 2269	COMPUTER LEGALIZE FEES	69,885.41	0.00	57,211.62	12,673.79	
2273.1400.4194	NSP 1 2010 REVENUES	0.00	0.00	0.00	0.00	0.00
2275.1800.4183	MISCELLANEOUS INCOME	0.00	0.00	0.00	0.00	0.00
2275.1900.4192	TRANSFER-IN-G/F-2000	0.00	0.00	0.00	0.00	0.00
2275.1900.4193	TRANSFER-IN-G/F-99	0.00	0.00	0.00	0.00	0.00
2275.1900.4194	ADVANCE IN	17,483.29	0.00	12,000.00	5,483.29	31.36
2275.1900.4195	REFUNDS-OPERATING	0.00	0.00	0.00	0.00	0.00
2275.1900.4198	REIMBURSEMENT-HOSPITALIZATION	0.00	0.00	0.00	0.00	0.00
2275.1900.4200	Local Government Note Proceeds	0.00	0.00	0.00	0.00	0.00
2275.2260.4142	VOCA STATE GRANT 2000	91,891.54	6,836.07	171,861.54	-79,970.00	-87.03
2275.2260.4143	VOCA 99	0.00	0.00	0.00	0.00	0.00
2275.2260.4144	SVAA 99	12,186.00	4,811.40	19,247.40	-7,061.40	-57.95
2275.2265.4140	VOCA (COUNTY GRANT)	0.00	0.00	-40,000.00	40,000.00	0.00

Account.....	Description.....	Est Revenue...	MTD Receipts..	YTD Receipts..	Unc Balance...	% Remain
** 2275 VOCA		121,560.83	11,647.47	163,108.94	-41,548.11	
2277.1400.4194	NSP-3 GRANT (CFDA # 14. 218)	0.00	0.00	0.00	0.00	0.00
2277.1900.4198	REIMBURSEMENT-HOSPITILIZATION	0.00	0.00	0.00	0.00	0.00
** 2277 NSP - 3		0.00	0.00	0.00	0.00	
2279.1400.4141	COPS GRANT 2015UMWX0151	136,782.66	0.00	0.00	136,782.66	100.00
2279.1400.4142	BULLETPROOF VEST PARTNERSHIP	0.00	0.00	0.00	0.00	0.00
2279.1900.4198	REIMBURSEMENT-HOSPITILIZATION	0.00	0.00	0.00	0.00	0.00
2279.2110.8999	TRANSFERS IN	0.00	0.00	0.00	0.00	0.00
** 2279 COPS GRANT		136,782.66	0.00	0.00	136,782.66	
2280.1400.4140	DOJ CESF GRANT	0.00	0.00	0.00	0.00	0.00
2281.1200.4141	OCJS CESF GRANT	0.00	24,991.00	24,991.00	-24,991.00	0.00
2284.1400.4140	BLOCK GRANT 97	0.00	0.00	0.00	0.00	0.00
2284.1900.4192	TRANSFER-IN	0.00	0.00	0.00	0.00	0.00
2284.1900.4194	ADVANCE-IN BLOCK GRANT 97	0.00	0.00	0.00	0.00	0.00
** 2284 BLOCK GRANT 97		0.00	0.00	0.00	0.00	
2285.1601.4161	PROBATION FINES	59,724.31	0.00	57,375.60	2,348.71	3.93
2289.1400.4140	HOME PROGRAM (CFDA # 14.239)	0.00	0.00	0.00	0.00	0.00
2289.1400.4141	HOME PROGRAM (CFDA # 14.239)	120,178.54	0.00	21,829.04	98,349.50	81.84
2289.1400.4142	CODE ENFORCE DEPOSIT	0.00	0.00	0.00	0.00	0.00
2289.1400.4183	PROGRAM INCOME	0.00	0.00	0.00	0.00	0.00
2289.1900.4192	TRANSFER-IN	0.00	0.00	0.00	0.00	0.00
2289.1900.4198	REIMBURSEMENT-HOSPITILIZATION	0.00	0.00	0.00	0.00	0.00
2289.1900.4200	Local Government Note Proceeds	0.00	0.00	0.00	0.00	0.00
** 2289 HOME - PROGRAM 99		120,178.54	0.00	21,829.04	98,349.50	
2290.1900.4200	Local Government Note Proceeds	0.00	0.00	0.00	0.00	0.00
2290.2110.4142	JAG POLICE (GRANT)	14,232.00	0.00	22,990.00	-8,758.00	-61.54
2290.2110.4143	JAG TECH UPGRADE	0.00	0.00	0.00	0.00	0.00
2290.2110.4145	CLEVE FOUNDATION(GRANT)-93 - POL	0.00	0.00	0.00	0.00	0.00
** 2290 JAG GRANT (POLICE)		14,232.00	0.00	22,990.00	-8,758.00	
2296.1500.4144	SCHOOL RESOURCE OFFICERS-POLICE	74,703.16	0.00	84,981.57	-10,278.41	-13.76
2296.1500.4194	ADVANCE IN	0.00	0.00	0.00	0.00	0.00
** 2296 SCHOOL RESOURCE OFFICERS		74,703.16	0.00	84,981.57	-10,278.41	
2297.1500.4144	Drug Use Prevention	0.00	0.00	0.00	0.00	0.00
2298.1800.4142	Evidence Deposits	50,000.00	10,900.00	87,556.98	-37,556.98	-75.11
2298.1800.4183	Miscellaneous	6,605.00	0.00	11,997.50	-5,392.50	-81.64
2298.1900.4183	Seized funds	0.00	0.00	0.00	0.00	0.00

Account.....	Description.....	Est Revenue...	MTD Receipts..	YTD Receipts..	Unc Balance...	% Remain
** 2298	LAW ENFORCEMENT TRUST	56,605.00	10,900.00	99,554.48	-42,949.48	
2299.1400.4140	Bullet Proof Vest Grant	0.00	0.00	0.00	0.00	0.00
2299.1800.4182	INTEREST INCOME	0.11	0.01	0.10	0.01	9.09
2299.1800.4183	Miscellaneous	0.00	0.00	0.00	0.00	0.00
** 2299	FEDERAL ASSET FORFEITURE	0.11	0.01	0.10	0.01	
3310.1100.4111	GENERAL REAL ESTATE TAX	0.00	0.00	0.00	0.00	0.00
3310.1100.4112	TANGIBLE PERSONAL PROPERTY	0.00	0.00	0.00	0.00	0.00
3310.1100.4115	ROLLBACK HOMESTEAD EXEMPT	0.00	0.00	0.00	0.00	0.00
3310.1100.4128	LOCAL GOV'T FUND COUNTY	0.00	0.00	0.00	0.00	0.00
3310.1100.4182	INTEREST INCOME	0.00	0.00	0.00	0.00	0.00
3310.1300.4131	SPEC/ASSES/MISC/INTEREST	0.00	0.00	0.00	0.00	0.00
3310.1300.4132	SPEC ASSESS NOBLE NELA	0.00	0.00	0.00	0.00	0.00
3310.1800.4182	Misc	0.00	0.00	0.00	0.00	0.00
3310.1900.4191	Transfers In	97,477.14	0.00	97,477.14	0.00	0.00
** 3310	BOND RETIREMENT FUND	97,477.14	0.00	97,477.14	0.00	
4415.1100.4111	GENERAL REAL ESTATE TAX	162,096.00	0.00	130,188.57	31,907.43	19.68
4415.1100.4112	TANGIBLE PROPERTY TAX	0.00	0.00	0.00	0.00	0.00
4415.1100.4115	ROLLBACK,HOMESTEAD EXEPT	0.00	0.00	10,696.52	-10,696.52	0.00
4415.1100.4193	DAMAGE TO CITY PROPERTY	0.00	0.00	0.00	0.00	0.00
4415.1800.4181	SALE OF FIXED ASSETS	50,000.00	0.00	0.00	50,000.00	100.00
4415.1800.4182	COUNTY CD SUPPLEMENT GRANT	0.00	0.00	0.00	0.00	0.00
4415.1800.4198	NOPEC Community Granat	0.00	0.00	24,820.00	-24,820.00	0.00
4415.1800.4199	NEORSD COMMUNITY COST SHARE REIM	75,000.00	0.00	0.00	75,000.00	100.00
4415.1900.4191	TRANSFER IN	868,121.91	0.00	868,121.91	0.00	0.00
4415.1900.4192	PERMANENT IMPROVEMENT	0.00	0.00	0.00	0.00	0.00
4415.1900.4193	BIDDING FEES-STREET LIGHTING POL	0.00	0.00	0.00	0.00	0.00
4415.2110.4110	LAW ENFORCEMENT TRUST FUND	0.00	0.00	0.00	0.00	0.00
** 4415	PERMANENT IMPROVEMENT FUND	1,155,217.91	0.00	1,033,827.00	121,390.91	
4422.1200.4142	STATE GRANT-CONSTRUCTION	0.00	0.00	0.00	0.00	0.00
4422.1900.4192	TRANSFER-IN STATE GRANT	0.00	0.00	0.00	0.00	0.00
4422.2110.4142	STATE GRANT-CONSTRUCTION	0.00	0.00	0.00	0.00	0.00
** 4422		0.00	0.00	0.00	0.00	
5510.1800.4182	E. C. WATER-INTEREST INCOME	0.00	0.00	0.00	0.00	0.00
5510.1900.4182	ACCRUED INTEREST WATERWORKS	0.00	0.00	0.00	0.00	0.00
5510.1900.4184	WATER MISC INCOME	0.00	0.00	0.00	0.00	0.00
5510.1900.4192	TRANSFER-IN	0.00	0.00	0.00	0.00	0.00
5510.1900.4193	WATER ASSESSMENTS	0.00	0.00	0.00	0.00	0.00
5510.1900.4194	CHARGES FOR SERVICES(WATER)	0.00	0.00	0.00	0.00	0.00
5510.1900.4195	ADVANCE-IN	0.00	0.00	0.00	0.00	0.00
5510.1900.4200	Local Government Note Proceeds	0.00	0.00	0.00	0.00	0.00
5510.1900.4418	WATER REVENUE	0.00	0.00	0.00	0.00	0.00
** 5510	WATER FUND	0.00	0.00	0.00	0.00	
5520.1800.4182	E. C. SEWER INTEREST INCOME	0.00	0.00	0.00	0.00	0.00

Account.....	Description.....	Est Revenue...	MTD Receipts..	YTD Receipts..	Unc Balance...	% Remain
5520.1900.4192	TRANSFER-IN	0.00	0.00	0.00	0.00	0.00
5520.1900.4193	SEWER ASSESSMENTS	3,420.38	0.00	900.49	2,519.89	73.67
5520.1900.4194	CHARGES FOR SERVICES(SEWER)	0.00	0.00	0.00	0.00	0.00
5520.1900.4195	ADVANCE-IN	0.00	0.00	0.00	0.00	0.00
5520.1900.4200	Local Government Note Proceeds	0.00	0.00	0.00	0.00	0.00
5520.1900.4418	SEWER REVENUE	0.00	0.00	0.00	0.00	0.00
** 5520 SEWER FUND		3,420.38	0.00	900.49	2,519.89	
5530.1900.4192	TRANSFER-IN	0.00	0.00	0.00	0.00	0.00
5530.1900.4200	Local Government Note Proceeds	0.00	0.00	0.00	0.00	0.00
5530.1900.4418	WATER-CAPITAL IMPROVEMENT	0.00	0.00	0.00	0.00	0.00
** 5530 WATER-CAPITAL IMPROVEMENT FUND		0.00	0.00	0.00	0.00	
7721.1900.4183	Police Evidence	22,568.00	0.00	0.00	22,568.00	100.00
7721.1900.4184	Kufner's Share Towing	0.00	0.00	4,385.00	-4,385.00	0.00
7721.1900.4192	TRANSFER-IN	0.00	0.00	0.00	0.00	0.00
7721.1900.4412	MISCELLANEOUS DEPOSITS	0.00	0.00	425.00	-425.00	0.00
** 7721 MISCELLANEOUS DEPOSITS		22,568.00	0.00	4,810.00	17,758.00	
7734.1900.4401	AFSCME DUES-EMPLOYEE WITHHOLDING	2,460.00	200.60	3,109.30	-649.30	-26.39
7734.1900.4402	ALLSTATE INSUR-EMPLOYEE WITHHOLD	0.00	0.00	0.00	0.00	0.00
7734.1900.4403	CONSECO INSUR-EMPLOYEE WITHHOLDI	0.00	0.00	0.00	0.00	0.00
7734.1900.4404	FIRE HOUSE FUND-EMPLOYEE WITHHOL	1,887.50	310.00	2,780.00	-892.50	-47.28
7734.1900.4405	FIRE UNION DUES-EMPLOYEE WITHHOL	23,350.00	1,700.00	20,925.00	2,425.00	10.39
7734.1900.4406	FOP-OLC-EMPLOYEE WITHHOLDINGS	0.00	0.00	0.00	0.00	0.00
7734.1900.4407	FOP-L39-EMLPLOYEE WITHHOLDINGS	16,809.15	1,166.76	13,262.37	3,546.78	21.10
7734.1900.4408	LEGAL SHIELD-EMPLOYEE WITHHOLDIN	1,770.86	136.22	1,634.64	136.22	7.69
7734.1900.4409	NY LIFE INSUR-EMPLOYEE WITHHOLDI	0.00	0.00	0.00	0.00	0.00
7734.1900.4410	OML INSUR-EMPLOYEE WITHHOLDINGS	310.62	19.36	212.96	97.66	31.44
7734.1900.4411	COLONIAL LIFE INSUR-EMPLOYEE WIT	26,338.21	2,163.10	21,559.84	4,778.37	18.14
7734.1900.4412	POLICE & FIRE INSUR-EMPLOYEE WIT	59,628.46	4,067.30	53,531.69	6,096.77	10.22
7734.1900.4413	SEIU DUES-EMPLOYEE WITHHOLDINGS	0.00	0.00	0.00	0.00	0.00
7734.1900.4414	UMFL DUES-EMPLOYEE WITHHOLDINGS	0.00	0.00	0.00	0.00	0.00
7734.1900.4415	UNITED WAY-EMPLOYEE WITHHOLDINGS	0.00	0.00	0.00	0.00	0.00
7734.1900.4416	AFLAC-EMPLOYEE WITHHOLDINGS	8,906.40	727.20	8,726.40	180.00	2.02
7734.1900.4417	Employee Refund	0.00	1,013.10	8,352.65	-8,352.65	0.00
7734.1900.4418	OPED- EMPLOYEE WITHHOLDINGS	174,764.81	16,227.76	187,763.72	-12,998.91	-7.44
7734.1900.4419	OPERS-EMPLOYEE WITHHOLDINGS	179,249.44	17,662.07	201,675.85	-22,426.41	-12.51
7734.1900.4420	OP&F-EMPLOYEE WITHHOLDINGS	543,300.94	40,658.89	494,240.88	49,060.06	9.03
7734.1900.4421	COLORADO BANKERS LIFE	0.00	0.00	0.00	0.00	0.00
** 7734 EMPLOYEE WITHHOLDINGS		1,038,776.39	86,052.36	1,017,775.30	21,001.09	
7735.1500.4197	Reimb for Adm Expenses	147,756.60	58,186.78	334,968.45	-187,211.85	-126.70
7735.1500.4198	Reimb for Claims	1,040,706.89	76,641.02	861,224.90	179,481.99	17.25
7735.1500.4199	Reimb for Employee Contribution	0.00	0.00	678.58	-678.58	0.00
** 7735 Self Insured Healthcare		1,188,463.49	134,827.80	1,196,871.93	-8,408.44	
***		23,156,702.71	1,238,763.84	33,140,450.99	-9,983,748.28	

Account..... Description..... Est Revenue... MTD Receipts.. YTD Receipts.. Unc Balance... % Remain

The City of East Cleveland

Combined Expenditures
For Period Ending
11/30/2021

Source of Information
Finance Department
Financial Management System

Account.....	Description	Rev combined..	Combined MTD..	Combined YTD..	Combined Unexp	Combined Enc..	Prior Excess..	Combined Unenc
1110.2110.5210	POLICE CHIE	68,283.41	6,198.78	74,385.34	-6,101.93	0.00	0.00	-6,101.93
1110.2110.5211	OTHER EMPLO	712,126.30	45,076.01	407,475.44	304,650.86	0.00	0.00	304,650.86
1110.2110.5212	REGULAR POL	1,956,294.73	138,261.99	1,718,733.98	237,560.75	0.00	0.00	237,560.75
1110.2110.5213	POLICE OVER	180,000.00	28,415.24	283,179.44	-103,179.44	0.00	0.00	-103,179.44
1110.2110.5220	TRAVEL (LON	0.00	305.28	3,119.60	-3,119.60	0.00	0.00	-3,119.60
1110.2110.5221	TRAVEL (LOC	1,000.00	0.00	355.21	644.79	0.00	0.00	644.79
1110.2110.5223	MEMBERSHIPS	500.00	0.00	1,517.06	-1,017.06	0.00	0.00	-1,017.06
1110.2110.5224	TRAINING-PO	25,000.00	0.00	13,699.00	11,301.00	0.00	0.00	11,301.00
1110.2110.5228	PRISONER CA	60,000.00	2,765.00	47,218.85	12,781.15	125.00	0.00	12,656.15
1110.2110.5232	COMMUNICATI	75,000.00	1,480.20	105,689.29	-30,689.29	11,989.45	0.00	-42,678.74
1110.2110.5233	POSTAGE - P	500.00	27.07	1,197.31	-697.31	0.00	0.00	-697.31
1110.2110.5234	PROFESSIONA	130,000.00	0.00	320,782.85	-190,782.85	45,727.58	0.00	-236,510.43
1110.2110.5236	SCHOOL GUAR	13,572.00	0.00	0.00	13,572.00	0.00	0.00	13,572.00
1110.2110.5241	OFFICE SUPP	0.00	0.00	0.00	0.00	0.00	0.00	0.00
1110.2110.5242	OPERATING S	42,000.00	3,048.93	66,250.92	-24,250.92	4,999.04	0.00	-29,249.96
1110.2110.5243	REPAIRS & M	20,000.00	94.42	44,815.12	-24,815.12	0.00	0.00	-24,815.12
1110.2110.5246	JAIL REPAIR	10,000.00	0.00	482.43	9,517.57	20,380.38	0.00	-10,862.81
1110.2110.5248	CLOTHING	85,000.00	2,079.65	67,648.40	17,351.60	2,807.35	0.00	14,544.25
1110.2110.5252	EQUIPMENT	30,000.00	0.00	153,517.95	-123,517.95	23,971.57	0.00	-147,489.52
1110.2110.5254	TIRES	7,000.00	0.00	10,558.92	-3,558.92	441.08	0.00	-4,000.00
1110.2110.5255	FUEL AND LU	55,000.00	8,574.85	80,780.24	-25,780.24	0.00	0.00	-25,780.24
1110.2110.5256	REPAIR PART	25,000.00	768.80	15,342.25	9,657.75	1,853.52	13.71	7,790.52
1110.2110.5257	VEHICLE RE	40,000.00	3,586.91	80,174.58	-40,174.58	701.62	0.00	-40,876.20
1110.2110.5286	MEDICARE	42,489.01	2,981.35	34,307.11	8,181.90	0.00	0.00	8,181.90
1110.2110.5290	PERS	101,597.76	6,580.63	55,321.04	46,276.72	0.00	0.00	46,276.72
1110.2110.5291	POLICE PENS	431,221.76	31,281.59	404,564.09	26,657.67	0.00	0.00	26,657.67
1110.2110.5293	WORKERS COM	49,160.66	0.00	63,028.68	-13,868.02	0.00	0.00	-13,868.02
1110.2110.5294	HOSPITALIZA	400,000.00	45,848.96	412,149.81	-12,149.81	0.00	0.00	-12,149.81
Subtotal for object		4,560,745.63	327,375.66	4,466,294.91	94,450.72	112,996.59	13.71	-18,559.58
* Dept 2110 POLICE DEPT		4,560,745.63	327,375.66	4,466,294.91	94,450.72	112,996.59	13.71	-18,559.58
1110.2120.5210	CHIEF	74,829.23	5,232.28	62,916.98	11,912.25	0.00	0.00	11,912.25
1110.2120.5211	OTHER EMPLO	44,197.60	3,127.56	38,180.58	6,017.02	0.00	0.00	6,017.02
1110.2120.5212	REGULAR FIR	1,244,439.87	57,325.37	884,476.85	359,963.02	0.00	0.00	359,963.02
1110.2120.5213	FIRE OVERTI	100,000.00	34,858.29	352,491.95	-252,491.95	0.00	0.00	-252,491.95
1110.2120.5220	TRAVEL (LON	0.00	0.00	348.08	-348.08	0.00	0.00	-348.08
1110.2120.5222	BOOKS & PER	0.00	0.00	0.00	0.00	0.00	0.00	0.00
1110.2120.5223	MEMBERSHIP	730.00	0.00	550.00	180.00	0.00	0.00	180.00
1110.2120.5224	FIRE TRAINI	2,000.00	0.00	0.00	2,000.00	0.00	0.00	2,000.00
1110.2120.5232	COMMUNICATI	0.00	0.00	60.00	-60.00	0.00	0.00	-60.00
1110.2120.5234	PROFESSIONA	60,000.00	325.00	127,913.84	-67,913.84	9,405.43	0.00	-77,319.27
1110.2120.5239	OTHER	84.99	0.00	0.00	84.99	0.00	0.00	84.99
1110.2120.5241	OFFICE SUPP	0.00	0.00	0.00	0.00	0.00	0.00	0.00
1110.2120.5242	OPERATING S	20,000.00	0.00	13,187.90	6,812.10	7,085.71	192.48	-466.09
1110.2120.5243	REPAIRS & M	60,284.92	0.00	23,025.87	37,259.05	6,230.26	0.00	31,028.79
1110.2120.5248	CLOTHING	12,600.00	0.00	5,100.00	7,500.00	629.45	0.00	6,870.55
1110.2120.5252	EQUIPMENT -	15,000.00	0.00	0.00	15,000.00	32,535.00	0.00	-17,535.00
1110.2120.5254	TIRES	5,000.00	0.00	0.00	5,000.00	0.00	0.00	5,000.00
1110.2120.5255	FUEL AND LU	18,921.24	1,976.09	17,487.96	1,433.28	0.00	0.00	1,433.28
1110.2120.5256	REPAIR PART	266.23	0.00	248.51	17.72	0.00	0.00	17.72
1110.2120.5257	OUTSIDE REP	0.00	0.00	9,986.09	-9,986.09	8,724.84	0.00	-18,710.93
1110.2120.5286	MEDICARE	21,220.27	1,331.19	17,855.29	3,364.98	0.00	0.00	3,364.98

Account.....	Description	Rev combined..	Combined MTD..	Combined YTD..	Combined Unexp	Combined Enc..	Prior Excess..	Combined Unenc
1110.2120.5290	PERS	6,187.66	437.86	5,500.00	687.66	0.00	0.00	687.66
1110.2120.5292	FIRE PENSIO	316,159.42	18,756.43	262,366.03	53,793.39	0.00	0.00	53,793.39
1110.2120.5293	WORKERS COM	36,421.00	0.00	34,640.33	1,780.67	0.00	0.00	1,780.67
1110.2120.5294	HOSPITALIZA	180,000.00	29,838.95	142,377.39	37,622.61	0.00	0.00	37,622.61
Subtotal for object		2,218,342.43	153,209.02	1,998,713.65	219,628.78	64,610.69	192.48	154,825.61
* Dept 2120 FIRE DEPT		2,218,342.43	153,209.02	1,998,713.65	219,628.78	64,610.69	192.48	154,825.61
1110.2130.5281	STREET LIGH	221,172.40	0.00	123,240.50	97,931.90	28,922.98	0.00	69,008.92
1110.2140.5211	OTHER EMPLO	0.00	0.00	0.00	0.00	0.00	0.00	0.00
1110.2140.5213	OVERTIME -	0.00	0.00	0.00	0.00	0.00	0.00	0.00
1110.2140.5233	POSTAGE - I	0.00	0.00	0.00	0.00	0.00	0.00	0.00
1110.2140.5234	PROFESSIONA	0.00	0.00	0.00	0.00	0.00	0.00	0.00
1110.2140.5242	OPERATING S	0.00	0.00	0.00	0.00	0.00	0.00	0.00
1110.2140.5245	OUTSIDE TOW	0.00	0.00	0.00	0.00	0.00	0.00	0.00
1110.2140.5252	EQUIPMENT -	0.00	0.00	0.00	0.00	0.00	0.00	0.00
1110.2140.5255	FUEL AND LU	0.00	0.00	0.00	0.00	0.00	0.00	0.00
1110.2140.5286	MEDICARE -	0.00	0.00	0.00	0.00	0.00	0.00	0.00
1110.2140.5290	PERS - IMPO	0.00	0.00	0.00	0.00	0.00	0.00	0.00
1110.2140.5293	WORKERS COM	0.00	0.00	0.00	0.00	0.00	0.00	0.00
1110.2140.5294	HOSPITALIZA	0.00	0.00	0.00	0.00	0.00	0.00	0.00
1110.2140.5502	Capital Out	0.00	0.00	0.00	0.00	0.00	0.00	0.00
Subtotal for object		0.00	0.00	0.00	0.00	0.00	0.00	0.00
* Dept 2140 IMPOUND LOT		0.00	0.00	0.00	0.00	0.00	0.00	0.00
1110.2310.5211	OTHER EMPLO	37,097.06	3,046.24	38,816.01	-1,718.95	0.00	0.00	-1,718.95
1110.2310.5219	INDEPENDENT	40,320.00	0.00	0.00	40,320.00	0.00	0.00	40,320.00
1110.2310.5234	PROFESSIONA	33,000.00	0.00	8,575.83	24,424.17	172.08	0.00	24,252.09
1110.2310.5241	OFFICE SUPP	0.00	0.00	0.00	0.00	0.00	0.00	0.00
1110.2310.5242	OPERATING S	6,000.00	0.00	6,578.00	-578.00	1,170.00	0.00	-1,748.00
1110.2310.5243	REPAIRS & M	15,000.00	0.00	1,292.00	13,708.00	0.00	0.00	13,708.00
1110.2310.5252	EQUIPMENT	130,000.00	0.00	11,707.75	118,292.25	89,201.35	0.00	29,090.90
1110.2310.5255	FUEL AND LU	1,500.00	142.88	1,531.47	-31.47	0.00	0.00	-31.47
1110.2310.5286	MEDICARE	537.91	42.65	545.88	-7.97	0.00	0.00	-7.97
1110.2310.5290	PERS	5,171.19	455.08	6,594.83	-1,423.64	0.00	0.00	-1,423.64
1110.2310.5293	WORKERS COM	826.57	0.00	1,025.08	-198.51	0.00	0.00	-198.51
1110.2310.5294	HOSPITALIZA	2,500.00	464.60	3,038.51	-538.51	0.00	0.00	-538.51
Subtotal for object		271,952.73	4,151.45	79,705.36	192,247.37	90,543.43	0.00	101,703.94
* Dept 2310 PARKS & REC		271,952.73	4,151.45	79,705.36	192,247.37	90,543.43	0.00	101,703.94
1110.2410.5211	OTHER EMPLO	0.00	0.00	0.00	0.00	0.00	0.00	0.00
1110.2410.5220	TRAVEL LONG	0.00	0.00	0.00	0.00	0.00	0.00	0.00
1110.2410.5223	MEMBERSHIP	0.00	0.00	0.00	0.00	0.00	0.00	0.00
1110.2410.5224	TRAINING	0.00	0.00	0.00	0.00	0.00	0.00	0.00
1110.2410.5233	POSTAGE - H	3,000.00	763.96	3,727.92	-727.92	0.00	0.00	-727.92
1110.2410.5234	PROFESSIONA	45,250.00	5,272.50	59,556.75	-14,306.75	0.00	0.00	-14,306.75
1110.2410.5241	OFFICE SUPP	0.00	0.00	0.00	0.00	0.00	0.00	0.00
1110.2410.5242	OPERATING S	2,500.00	0.00	413.45	2,086.55	0.00	0.00	2,086.55

Account.....	Description	Rev combined..	Combined MTD..	Combined YTD..	Combined Unexp	Combined Enc..	Prior Excess..	Combined Unenc
1110.2410.5243	REPAIR & MA	500.00	0.00	0.00	500.00	0.00	0.00	500.00
1110.2410.5248	CLOTHING	124.50	0.00	0.00	124.50	0.00	0.00	124.50
1110.2410.5252	EQUIPMENT	843.89	0.00	0.00	843.89	0.00	0.00	843.89
1110.2410.5255	FUEL AND LU	2,000.00	62.52	368.27	1,631.73	0.00	0.00	1,631.73
1110.2410.5257	VEHICLE REP	0.00	0.00	0.00	0.00	0.00	0.00	0.00
1110.2410.5286	MEDICARE	0.00	0.00	0.00	0.00	0.00	0.00	0.00
1110.2410.5290	PERS	0.00	0.00	0.00	0.00	0.00	0.00	0.00
1110.2410.5293	WORKERS COM	937.00	0.00	0.00	937.00	0.00	0.00	937.00
1110.2410.5294	HOSPITALIZA	0.00	0.00	0.00	0.00	0.00	0.00	0.00
Subtotal for object		55,155.39	6,098.98	64,066.39	-8,911.00	0.00	0.00	-8,911.00
* Dept 2410 HOUSING DEPT		55,155.39	6,098.98	64,066.39	-8,911.00	0.00	0.00	-8,911.00
1110.2500.5211	OTHER EMPLO	0.00	0.00	0.00	0.00	0.00	0.00	0.00
1110.2500.5234	PROFESSIONA	200,000.00	0.00	497,961.62	-297,961.62	51,000.00	0.00	-348,961.62
1110.2500.5242	OPERATING S	5,000.00	0.00	0.00	5,000.00	0.00	0.00	5,000.00
1110.2500.5243	REPAIRS & M	30.07	0.00	26.90	3.17	0.00	0.00	3.17
1110.2500.5248	CLOTHING -	3,500.00	49.13	2,065.51	1,434.49	50.06	0.00	1,384.43
1110.2500.5255	FUEL & LUBR	30,000.00	2,750.86	35,414.05	-5,414.05	0.00	0.00	-5,414.05
1110.2500.5259	SMALL TOOLS	3,000.00	0.00	0.00	3,000.00	0.00	0.00	3,000.00
1110.2500.5286	MEDICARE	0.00	0.00	0.00	0.00	0.00	0.00	0.00
1110.2500.5290	PERS	0.00	0.00	0.00	0.00	0.00	0.00	0.00
Subtotal for object		241,530.07	2,799.99	535,468.08	-293,938.01	51,050.06	0.00	-344,988.07
* Dept 2500 SERVICE DEPT		241,530.07	2,799.99	535,468.08	-293,938.01	51,050.06	0.00	-344,988.07
1110.2540.5234	DUMPING FEE	992,901.00	95,189.03	973,069.08	19,831.92	194,977.36	0.00	-175,145.44
1110.2700.5270	RESERVE FUN	0.00	0.00	0.00	0.00	0.00	0.00	0.00
1110.2700.5274	Transfer/Ou	868,121.91	0.00	868,121.91	0.00	0.00	0.00	0.00
1110.2700.5276	STREET LIGH	729,147.42	0.00	729,147.42	0.00	0.00	0.00	0.00
1110.2700.5277	ADVANCE-OUT	42,099.00	0.00	42,099.00	0.00	0.00	0.00	0.00
1110.2700.5281	VOCA	0.00	0.00	0.00	0.00	0.00	0.00	0.00
1110.2700.5285	BOND RETIRE	97,477.14	0.00	97,477.14	0.00	0.00	0.00	0.00
1110.2700.5291	POLICE PENS	44,726.80	0.00	44,726.80	0.00	0.00	0.00	0.00
1110.2700.5292	FIRE PENSIO	26,317.73	0.00	26,317.73	0.00	0.00	0.00	0.00
1110.2700.5294	Fire Grant	0.00	0.00	0.00	0.00	0.00	0.00	0.00
1110.2700.5295	EC-EMS	0.00	0.00	0.00	0.00	0.00	0.00	0.00
1110.2700.5297	FEMA - Tran	269,000.00	0.00	269,000.00	0.00	0.00	0.00	0.00
Subtotal for object		2,076,890.00	0.00	2,076,890.00	0.00	0.00	0.00	0.00
* Dept 2700 MISCELLANEOUS		2,076,890.00	0.00	2,076,890.00	0.00	0.00	0.00	0.00
1110.2710.5210	MAYOR	40,000.06	3,076.94	36,923.28	3,076.78	0.00	0.00	3,076.78
1110.2710.5211	OTHER EMPLO	119,490.80	9,191.60	120,259.19	-768.39	0.00	0.00	-768.39
1110.2710.5220	TRAVEL LONG	0.00	0.00	0.00	0.00	0.00	0.00	0.00
1110.2710.5223	MEMBERSHIP	4,016.84	0.00	1,563.00	2,453.84	0.00	0.00	2,453.84
1110.2710.5224	TRAINING-MA	0.00	0.00	0.00	0.00	0.00	0.00	0.00
1110.2710.5233	POSTAGE - M	800.00	241.96	911.90	-111.90	0.00	0.00	-111.90
1110.2710.5234	PROFESSIONA	50,000.00	141.70	47,817.87	2,182.13	11,390.54	0.00	-9,208.41
1110.2710.5241	OFFICE SUPP	0.00	0.00	0.00	0.00	0.00	0.00	0.00

Account.....	Description	Rev	combined..	Combined MTD..	Combined YTD..	Combined Unexp	Combined Enc..	Prior Excess..	Combined Unenc
1110.2710.5242	OPERATING S	7,000.00	2,364.81	8,913.24	-1,913.24	450.00	0.00	-2,363.24	
1110.2710.5243	REPAIRS & M	2,500.00	0.00	2,345.83	154.17	44.31	0.00	109.86	
1110.2710.5252	EQUIPMENT	3,500.00	0.00	9,376.50	-5,876.50	0.00	0.00	-5,876.50	
1110.2710.5255	FUEL AND LU	2,600.00	113.18	1,797.72	802.28	0.00	0.00	802.28	
1110.2710.5286	MEDICARE	1,854.68	175.39	2,251.65	-396.97	0.00	0.00	-396.97	
1110.2710.5290	PERS	17,907.21	1,717.60	23,706.40	-5,799.19	0.00	0.00	-5,799.19	
1110.2710.5293	WORKERS COM	3,590.27	0.00	3,078.59	511.68	0.00	0.00	511.68	
1110.2710.5294	HOSPITALIZA	15,500.00	2,724.96	23,022.43	-7,522.43	0.00	0.00	-7,522.43	
Subtotal for object		268,759.86	19,748.14	281,967.60	-13,207.74	11,884.85	0.00	-25,092.59	
* Dept 2710 MAYOR		268,759.86	19,748.14	281,967.60	-13,207.74	11,884.85	0.00	-25,092.59	
1110.2713.5211	OTHER EMPLO	128,843.38	6,569.47	90,975.12	37,868.26	0.00	0.00	37,868.26	
1110.2713.5219	INDEPENDENT	72,800.00	4,400.00	65,659.95	7,140.05	0.00	0.00	7,140.05	
1110.2713.5220	TRAVEL LONG	500.00	0.00	0.00	500.00	0.00	0.00	500.00	
1110.2713.5221	TRAVEL LOCA	500.00	10.00	32.00	468.00	0.00	0.00	468.00	
1110.2713.5222	BOOKS & PER	395.00	0.00	443.00	-48.00	0.00	0.00	-48.00	
1110.2713.5223	MEMBERSHIP	2,200.00	0.00	1,200.00	1,000.00	0.00	0.00	1,000.00	
1110.2713.5224	TRAINING-LA	600.00	0.00	934.00	-334.00	0.00	0.00	-334.00	
1110.2713.5233	POSTAGE - L	1,000.00	43.07	1,811.29	-811.29	0.00	0.00	-811.29	
1110.2713.5234	PROFESSIONA	30,000.00	875.00	39,442.23	-9,442.23	981.52	0.00	-10,423.75	
1110.2713.5241	OFFICE SUPP	0.00	0.00	0.00	0.00	0.00	0.00	0.00	
1110.2713.5242	OPERATING S	1,500.00	53.97	1,448.99	51.01	1,569.00	0.00	-1,517.99	
1110.2713.5243	REPAIRS & M	2,057.47	0.00	601.36	1,456.11	39.52	0.00	1,416.59	
1110.2713.5245	LEGAL COSTS	3,000.00	212.61	1,106.00	1,894.00	200.00	0.00	1,694.00	
1110.2713.5252	EQUIPMENT	5,500.00	0.00	7,909.50	-2,409.50	0.00	0.00	-2,409.50	
1110.2713.5286	MEDICARE	1,854.68	92.67	1,297.01	557.67	0.00	0.00	557.67	
1110.2713.5290	PERS	17,907.21	936.60	10,708.83	7,198.38	0.00	0.00	7,198.38	
1110.2713.5293	WORKERS COM	3,000.00	0.00	2,929.61	70.39	0.00	0.00	70.39	
1110.2713.5294	HOSPITALIZA	70,000.00	0.00	3,723.26	66,276.74	0.00	0.00	66,276.74	
Subtotal for object		341,657.74	13,193.39	230,222.15	111,435.59	2,790.04	0.00	108,645.55	
* Dept 2713 LAW DEPT		341,657.74	13,193.39	230,222.15	111,435.59	2,790.04	0.00	108,645.55	
1110.2714.5201	AUTOMATED T	485,453.62	60,248.70	370,970.69	114,482.93	0.00	0.00	114,482.93	
1110.2714.5223	COLLECTION	30,000.00	0.00	5,365.00	24,635.00	0.00	0.00	24,635.00	
1110.2714.5224	TRAINING-CE	0.00	0.00	0.00	0.00	0.00	0.00	0.00	
1110.2714.5230	ELECTION EX	45,999.47	0.00	0.00	45,999.47	0.00	0.00	45,999.47	
1110.2714.5231	Auditor & T	20,800.44	0.00	46,967.55	-26,167.11	0.00	0.00	-26,167.11	
1110.2714.5233	COUNTY HEAL	97,244.00	0.00	98,698.98	-1,454.98	0.00	0.00	-1,454.98	
1110.2714.5234	PROFESSIONA	236,177.02	4,333.85	698,018.94	-461,841.92	41,375.24	0.00	-503,217.16	
1110.2714.5235	PAI SERVICE	500.00	22.74	380.38	119.62	0.00	0.00	119.62	
1110.2714.5236	LIABILITY I	55,094.00	0.00	65,286.00	-10,192.00	0.00	0.00	-10,192.00	
1110.2714.5238	GRASS CCUTT	185,000.00	43,436.25	437,338.01	-252,338.01	0.00	0.00	-252,338.01	
1110.2714.5239	OTHER	409,302.23	40,340.39	530,206.73	-120,904.50	10,000.00	0.00	-130,904.50	
1110.2714.5240	Bank Servic	27,622.00	1,987.86	22,404.30	5,217.70	0.00	0.00	5,217.70	
1110.2714.5241	OFFICE SUPP	6,481.71	0.00	567.82	5,913.89	0.00	0.00	5,913.89	
1110.2714.5242	OPERATING S	20,000.00	2,264.09	128,439.36	-108,439.36	2,285.19	63.98	-110,788.53	
1110.2714.5243	REPAIR & MA	20,000.00	2,757.00	16,624.45	3,375.55	0.00	0.00	3,375.55	
1110.2714.5245	SETTLEMENTS	400,000.00	0.00	78,000.30	321,999.70	5,000.00	0.00	316,999.70	
1110.2714.5246	SUITS & JUD	0.00	0.00	0.00	0.00	387,184.11	0.00	-387,184.11	
1110.2714.5247	AUDIT COSTS	115,916.00	0.00	44,263.00	71,653.00	0.00	0.00	71,653.00	

Account.....	Description	Rev combined..	Combined MTD..	Combined YTD..	Combined Unexp	Combined Enc..	Prior Excess..	Combined Unenc
1110.2714.5252	EQUIPMENT -	20,000.00	0.00	16,101.48	3,898.52	5,789.02	0.00	-1,890.50
1110.2714.5253	DATA & COMM	60,000.00	2,867.55	68,870.47	-8,870.47	1,949.88	0.00	-10,820.35
1110.2714.5274	Community Y	8,000.00	0.00	4,239.57	3,760.43	0.00	0.00	3,760.43
1110.2714.5275	REFUNDS	0.00	250.00	1,400.00	-1,400.00	0.00	0.00	-1,400.00
1110.2714.5280	ELECTRIC	116,958.50	7,895.13	90,810.31	26,148.19	78,231.21	0.00	-52,083.02
1110.2714.5282	GAS NATURAL	45,000.00	789.78	27,250.05	17,749.95	24,423.22	0.00	-6,673.27
1110.2714.5283	TELEPHONE	140,000.00	0.00	50,566.49	89,433.51	0.00	0.00	89,433.51
1110.2714.5287	UNEMPLOYMEN	17,000.00	0.00	20,806.32	-3,806.32	0.00	0.00	-3,806.32
1110.2714.5289	GROUP INSUR	0.00	0.00	0.00	0.00	0.00	0.00	0.00
1110.2714.5292	FIRE PENSIO	0.00	0.00	0.00	0.00	0.00	0.00	0.00
1110.2714.5293	WORKMEN'S C	6,953.00	0.00	512.50	6,440.50	0.00	0.00	6,440.50
1110.2714.5294	HOSPITALIZA	1,863.66	1,524.64	34,161.92	-32,298.26	0.00	0.00	-32,298.26
1110.2714.5418	WATER-SEWER	18,976.07	1,666.66	21,186.90	-2,210.83	11,083.70	0.00	-13,294.53
Subtotal for object		2,590,341.72	170,384.64	2,879,437.52	-289,095.80	567,321.57	63.98	-856,481.35
* Dept 2714 CENTRAL SERVICES		2,590,341.72	170,384.64	2,879,437.52	-289,095.80	567,321.57	63.98	-856,481.35
1110.2715.5211	OTHER EMPLO	0.00	0.00	0.00	0.00	0.00	0.00	0.00
1110.2715.5220	TRAVEL LONG	0.00	0.00	0.00	0.00	0.00	0.00	0.00
1110.2715.5221	TRAVEL LOCA	0.00	0.00	0.00	0.00	0.00	0.00	0.00
1110.2715.5233	POSTAGE - E	0.00	0.00	673.63	-673.63	0.00	0.00	-673.63
1110.2715.5234	PROFESISONA	2,500.00	0.00	0.00	2,500.00	0.00	0.00	2,500.00
1110.2715.5241	OFFICE SUPP	0.00	0.00	0.00	0.00	0.00	0.00	0.00
1110.2715.5242	OPERATING S	2,500.00	0.00	127.15	2,372.85	0.00	0.00	2,372.85
1110.2715.5243	REPAIRS & M	696.93	0.00	0.00	696.93	0.00	0.00	696.93
1110.2715.5248	CLOTHING	124.50	0.00	0.00	124.50	0.00	0.00	124.50
1110.2715.5252	EQUIPMENT	608.35	0.00	0.00	608.35	0.00	0.00	608.35
1110.2715.5255	FUEL AND LU	0.00	0.00	0.00	0.00	0.00	0.00	0.00
1110.2715.5286	MEDICARE	0.00	0.00	0.00	0.00	0.00	0.00	0.00
1110.2715.5290	PERS	0.00	0.00	0.00	0.00	0.00	0.00	0.00
1110.2715.5410	SPECIAL ASS	3,000.00	0.00	12,614.09	-9,614.09	0.00	0.00	-9,614.09
Subtotal for object		9,429.78	0.00	13,414.87	-3,985.09	0.00	0.00	-3,985.09
* Dept 2715 ENG & BUILD DEPT		9,429.78	0.00	13,414.87	-3,985.09	0.00	0.00	-3,985.09
1110.2720.5210	COUNCILORS	23,961.60	2,000.00	22,000.00	1,961.60	0.00	0.00	1,961.60
1110.2720.5211	OTHER EMPLO	94,000.82	3,312.20	82,850.36	11,150.46	0.00	0.00	11,150.46
1110.2720.5220	TRAVEL LONG	0.00	0.00	0.00	0.00	0.00	0.00	0.00
1110.2720.5221	TRAVEL (LOC	3,600.00	0.00	0.00	3,600.00	0.00	0.00	3,600.00
1110.2720.5223	MEMBERSHIP	4,734.00	0.00	0.00	4,734.00	0.00	0.00	4,734.00
1110.2720.5233	POSTAGE - C	500.00	553.84	2,336.63	-1,836.63	0.00	0.00	-1,836.63
1110.2720.5234	PROFESSIONA	150,000.00	0.00	1,477.75	148,522.25	0.00	0.00	148,522.25
1110.2720.5235	EXPENSE ACC	2,000.00	-995.00	2,374.30	-374.30	1,794.59	0.00	-2,168.89
1110.2720.5236	EXPENSE ACC	2,000.00	0.00	4,982.48	-2,982.48	0.00	0.00	-2,982.48
1110.2720.5237	EXPENSE ACC	2,000.00	0.00	0.00	2,000.00	0.00	0.00	2,000.00
1110.2720.5238	EXPENSE ACC	2,000.00	0.00	1,494.39	505.61	196.68	0.00	308.93
1110.2720.5240	EXPENSE ACC	2,000.00	0.00	3,961.36	-1,961.36	0.00	0.00	-1,961.36
1110.2720.5241	OFFICE SUPP	0.00	0.00	633.69	-633.69	0.00	0.00	-633.69
1110.2720.5242	OPERATING S	2,000.00	523.23	5,510.97	-3,510.97	452.42	120.00	-4,083.39
1110.2720.5243	REPAIRS & M	1,000.00	0.00	2,776.27	-1,776.27	225.48	0.00	-2,001.75
1110.2720.5252	EQUIPMENT	6,500.00	0.00	0.00	6,500.00	0.00	0.00	6,500.00
1110.2720.5255	FUEL & LUBR	1,300.00	257.68	2,013.34	-713.34	0.00	0.00	-713.34

Account.....	Description	Rev combined..	Combined MTD..	Combined YTD..	Combined Unexp	Combined Enc..	Prior Excess..	Combined Unenc
1110.2720.5257	VEHICLE REP	2,500.00	0.00	0.00	2,500.00	0.00	0.00	2,500.00
1110.2720.5286	MEDICARE	1,710.46	72.02	1,459.96	250.50	0.00	0.00	250.50
1110.2720.5290	PERS	16,514.74	1,012.31	15,281.76	1,232.98	0.00	0.00	1,232.98
1110.2720.5293	WORKERS COM	2,455.00	0.00	2,315.07	139.93	0.00	0.00	139.93
1110.2720.5294	HOSPITALIZA	20,000.00	10,198.95	85,773.01	-65,773.01	0.00	0.00	-65,773.01
Subtotal for object		340,776.62	16,935.23	237,241.34	103,535.28	2,669.17	120.00	100,746.11
* Dept 2720 COUNCIL		340,776.62	16,935.23	237,241.34	103,535.28	2,669.17	120.00	100,746.11
1110.2730.5210	JUDGE	37,897.60	2,915.20	34,982.40	2,915.20	0.00	0.00	2,915.20
1110.2730.5211	OTHER EMPLO	391,480.96	21,823.91	321,024.49	70,456.47	0.00	0.00	70,456.47
1110.2730.5220	TRAVEL LONG	0.00	0.00	0.00	0.00	0.00	0.00	0.00
1110.2730.5223	MEMBERSHIP	1,000.00	0.00	197.50	802.50	0.00	0.00	802.50
1110.2730.5224	TRAINING-CO	1,000.00	0.00	150.00	850.00	0.00	0.00	850.00
1110.2730.5233	POSTAGE EXP	12,600.00	2,883.14	14,457.31	-1,857.31	0.00	0.00	-1,857.31
1110.2730.5234	PROFESSIONA	107,495.00	5,770.00	94,615.80	12,879.20	0.00	0.00	12,879.20
1110.2730.5241	OFFICE SUPP	0.00	0.00	0.00	0.00	0.00	0.00	0.00
1110.2730.5242	OPERATING S	12,500.00	0.00	14,139.35	-1,639.35	15,900.64	100.00	-17,639.99
1110.2730.5243	REPAIRS & M	1,000.00	0.00	5,347.37	-4,347.37	45.66	0.00	-4,393.03
1110.2730.5252	EQUIPMENT	17,500.00	0.00	4,900.21	12,599.79	25,187.32	0.00	-12,587.53
1110.2730.5255	FUEL AND LU	975.00	50.86	681.88	293.12	0.00	0.00	293.12
1110.2730.5286	MEDICARE	6,225.99	337.45	4,894.45	1,331.54	0.00	0.00	1,331.54
1110.2730.5290	PERS	60,113.00	3,463.60	51,950.51	8,162.49	0.00	0.00	8,162.49
1110.2730.5293	WORKERS COM	13,502.00	0.00	9,962.82	3,539.18	0.00	0.00	3,539.18
1110.2730.5294	HOSPITALIZA	102,108.66	6,611.08	81,181.74	20,926.92	0.00	0.00	20,926.92
Subtotal for object		765,398.21	43,855.24	638,485.83	126,912.38	41,133.62	100.00	85,678.76
* Dept 2730 COURTS		765,398.21	43,855.24	638,485.83	126,912.38	41,133.62	100.00	85,678.76
1110.2740.5210	DIRECTOR	83,200.00	6,400.00	77,496.44	5,703.56	0.00	0.00	5,703.56
1110.2740.5211	OTHER EMPLO	136,360.64	9,116.90	100,219.44	36,141.20	0.00	0.00	36,141.20
1110.2740.5220	TRAVEL LONG	0.00	0.00	0.00	0.00	0.00	0.00	0.00
1110.2740.5221	TRAVEL LOCA	100.00	0.00	0.00	100.00	0.00	0.00	100.00
1110.2740.5222	BOOKS & PER	500.00	0.00	0.00	500.00	0.00	0.00	500.00
1110.2740.5223	MEMBERSHIP	1,000.00	0.00	115.00	885.00	0.00	0.00	885.00
1110.2740.5224	TRAINING	6,000.00	0.00	832.00	5,168.00	0.00	0.00	5,168.00
1110.2740.5233	POSTAGE - F	600.00	138.95	1,841.13	-1,241.13	0.00	0.00	-1,241.13
1110.2740.5234	PROFESSIONA	80,000.00	0.00	11,031.80	68,968.20	0.00	0.00	68,968.20
1110.2740.5236	BOND INSURA	321.00	0.00	641.00	-320.00	0.00	0.00	-320.00
1110.2740.5241	OFFICE SUPP	0.00	0.00	0.00	0.00	0.00	0.00	0.00
1110.2740.5242	OPERATING S	5,000.00	1,832.39	7,610.04	-2,610.04	0.00	11.51	-2,621.55
1110.2740.5243	REPAIRS & M	1,600.00	0.00	807.80	792.20	12.70	0.00	779.50
1110.2740.5249	AUDIT EXPEN	21,000.00	0.00	19,841.00	1,159.00	0.00	0.00	1,159.00
1110.2740.5252	EQUIPMENT	1,000.00	0.00	10,024.48	-9,024.48	5,666.00	0.00	-14,690.48
1110.2740.5286	MEDICARE	3,183.63	222.50	2,540.02	643.61	0.00	0.00	643.61
1110.2740.5290	PERS	30,738.49	1,549.97	25,327.95	5,410.54	0.00	0.00	5,410.54
1110.2740.5293	WORKERS COM	7,010.00	0.00	5,718.51	1,291.49	0.00	0.00	1,291.49
1110.2740.5294	HOSPITALIZA	16,000.00	1,292.04	26,039.34	-10,039.34	0.00	0.00	-10,039.34
Subtotal for object		393,613.76	20,552.75	290,085.95	103,527.81	5,678.70	11.51	97,837.60
* Dept 2740 FINANCE		393,613.76	20,552.75	290,085.95	103,527.81	5,678.70	11.51	97,837.60

Account.....	Description	Rev combined..	Combined MTD..	Combined YTD..	Combined Unexp	Combined Enc..	Prior Excess..	Combined Unenc
1110.2760.5210	COMMISSIONE	2,433.60	0.00	280.80	2,152.80	0.00	0.00	2,152.80
1110.2760.5233	POSTAGE - C	301.00	23.59	407.17	-106.17	0.00	0.00	-106.17
1110.2760.5242	OPERATING S	0.00	0.00	0.00	0.00	0.00	0.00	0.00
1110.2760.5286	MEDICARE	35.29	0.00	4.08	31.21	0.00	0.00	31.21
1110.2760.5290	PERS	340.70	0.00	65.52	275.18	0.00	0.00	275.18
1110.2760.5293	WORKERS COM	87.03	0.00	62.84	24.19	0.00	0.00	24.19
Subtotal for object		3,197.62	23.59	820.41	2,377.21	0.00	0.00	2,377.21
* Dept 2760 CIVIL SERVICE COMM		3,197.62	23.59	820.41	2,377.21	0.00	0.00	2,377.21
1110.2770.5210	DIRECTOR	29,261.44	2,186.88	26,242.51	3,018.93	0.00	0.00	3,018.93
1110.2770.5234	PROFESSIONA	43,080.00	1,072.00	10,199.00	32,881.00	2,659.00	437.50	29,784.50
1110.2770.5242	OPERATING S	6,000.00	1,437.86	23,059.50	-17,059.50	594.99	0.00	-17,654.49
1110.2770.5252	EQUIPMENT -	15,000.00	0.00	10,008.83	4,991.17	12,392.50	1,011.37	-8,412.70
1110.2770.5253	DATA & VOIC	0.00	0.00	0.00	0.00	0.00	0.00	0.00
1110.2770.5255	FUEL AND LU	0.00	0.00	0.00	0.00	0.00	0.00	0.00
1110.2770.5286	MEDICARE -	424.29	31.72	380.51	43.78	0.00	0.00	43.78
1110.2770.5290	PERS - EDP/	4,096.60	309.32	3,774.34	322.26	0.00	0.00	322.26
1110.2770.5293	WORKERS COM	700.00	0.00	741.83	-41.83	0.00	0.00	-41.83
Subtotal for object		98,562.33	5,037.78	74,406.52	24,155.81	15,646.49	1,448.87	7,060.45
* Dept 2770 EDP/IT		98,562.33	5,037.78	74,406.52	24,155.81	15,646.49	1,448.87	7,060.45
1110.2780.5210	DIRECTOR	20,624.50	1,269.20	23,642.55	-3,018.05	0.00	0.00	-3,018.05
1110.2780.5211	OTHER EMPLO	31,248.00	2,681.26	33,462.14	-2,214.14	0.00	0.00	-2,214.14
1110.2780.5224	TRAINING -	500.00	0.00	199.00	301.00	0.00	0.00	301.00
1110.2780.5233	POSTAGE - H	500.00	12.33	281.36	218.64	0.00	0.00	218.64
1110.2780.5234	PROFESSIONA	40,000.00	0.00	5,358.40	34,641.60	0.00	0.00	34,641.60
1110.2780.5241	OFFICE SUPP	0.00	0.00	0.00	0.00	0.00	0.00	0.00
1110.2780.5242	OPERATING S	1,500.00	0.00	467.86	1,032.14	0.00	0.00	1,032.14
1110.2780.5286	MEDICARE	691.48	53.18	782.59	-91.11	0.00	0.00	-91.11
1110.2780.5290	PERS	6,673.03	532.59	7,424.79	-751.76	0.00	0.00	-751.76
1110.2780.5293	WORKERS COM	871.21	0.00	1,259.67	-388.46	0.00	0.00	-388.46
Subtotal for object		102,608.22	4,548.56	72,878.36	29,729.86	0.00	0.00	29,729.86
* Dept 2780 HUMAN RESOURCES		102,608.22	4,548.56	72,878.36	29,729.86	0.00	0.00	29,729.86
** 1110 GENERAL FUND		15,553,035.51	883,103.45	15,036,408.52	516,626.99	1,190,225.55	1,950.55	-675,549.11
1120.2700.5277	RESERVE FIR	47,873.00	0.00	29,412.00	18,461.00	0.00	0.00	18,461.00
2210.2150.5234	PROFESSIONA	120,000.00	0.00	72,065.51	47,934.49	0.00	0.00	47,934.49
2210.2150.5242	OPERATING S	6,000.00	0.00	4,240.00	1,760.00	0.00	0.00	1,760.00
2210.2150.5243	REPAIRS & M	5,025.40	0.00	0.00	5,025.40	0.00	0.00	5,025.40
2210.2150.5252	EQUIPMENT	0.00	0.00	0.00	0.00	0.00	0.00	0.00
2210.2150.5281	TRAFFIC LIG	43,809.00	18,284.39	91,597.35	-47,788.35	74,794.70	0.00	-122,583.05
Subtotal for object		174,834.40	18,284.39	167,902.86	6,931.54	74,794.70	0.00	-67,863.16
* Dept 2150 TRAFFIC CONTROL		174,834.40	18,284.39	167,902.86	6,931.54	74,794.70	0.00	-67,863.16

Account.....	Description	Rev	combined..	Combined MTD..	Combined YTD..	Combined Unexp	Combined Enc..	Prior Excess..	Combined Unenc
2210.2620.5211	OTHER EMPLO	311,114.70	24,360.78	268,383.00	42,731.70	0.00	0.00	0.00	42,731.70
2210.2620.5213	OVERTIME -	27,500.00	269.61	24,452.94	3,047.06	0.00	0.00	0.00	3,047.06
2210.2620.5234	PROFESSIONA	20,000.00	4,780.00	84,161.42	-64,161.42	43,060.97	0.00	0.00	-107,222.39
2210.2620.5242	OPERATING S	200,000.00	1,593.35	149,544.06	50,455.94	8,465.37	211.68	0.00	41,778.89
2210.2620.5243	REPAIRS & M	15,000.00	0.00	269.17	14,730.83	6,500.00	0.00	0.00	8,230.83
2210.2620.5244	SMALL TOOLS	0.00	0.00	0.00	0.00	0.00	0.00	0.00	0.00
2210.2620.5252	EQUIPMENT -	40.61	0.00	18,498.60	-18,457.99	0.00	0.00	0.00	-18,457.99
2210.2620.5257	VEHICLE REP	50,000.00	105.01	110,149.14	-60,149.14	10,196.22	0.00	0.00	-70,345.36
2210.2620.5286	MEDICARE -	4,592.94	337.04	3,972.56	620.38	0.00	0.00	0.00	620.38
2210.2620.5290	PERS	44,345.58	2,260.69	26,815.59	17,529.99	0.00	0.00	0.00	17,529.99
2210.2620.5291	PICK-UP - P	18,040.56	715.01	13,442.92	4,597.64	0.00	0.00	0.00	4,597.64
2210.2620.5293	WORKERS COM	7,074.94	0.00	7,330.06	-255.12	0.00	0.00	0.00	-255.12
2210.2620.5294	HOSPITALIZA	52,150.54	6,407.62	76,305.17	-24,154.63	0.00	0.00	0.00	-24,154.63
Subtotal for object		749,859.87	40,829.11	783,324.63	-33,464.76	68,222.56	211.68	0.00	-101,899.00
* Dept 2620 PUBLIC SERVICES		749,859.87	40,829.11	783,324.63	-33,464.76	68,222.56	211.68	0.00	-101,899.00
** 2210 STREET FUND		924,694.27	59,113.50	951,227.49	-26,533.22	143,017.26	211.68	0.00	-169,762.16
2212.2100.5291	POLICE PENS	51,228.80	25,614.40	51,228.80	0.00	0.00	0.00	0.00	0.00
2213.2100.5292	FIRE PENSIO	42,367.60	21,183.80	42,367.60	0.00	0.00	0.00	0.00	0.00
2215.2410.5211	OTHER EMPLO	211,798.17	12,674.70	119,228.55	92,569.62	0.00	0.00	0.00	92,569.62
2215.2410.5221	TRAVEL (LOC	300.00	0.00	0.00	300.00	0.00	0.00	0.00	300.00
2215.2410.5224	TRAINING -	5,000.00	0.00	0.00	5,000.00	0.00	0.00	0.00	5,000.00
2215.2410.5234	PROFESSIONA	20,000.00	0.00	29,950.00	-9,950.00	0.00	0.00	0.00	-9,950.00
2215.2410.5241	OFFICE SUPP	0.00	0.00	0.00	0.00	0.00	0.00	0.00	0.00
2215.2410.5242	OPERATING S	15,000.00	0.00	12,730.62	2,269.38	104.71	0.00	0.00	2,164.67
2215.2410.5243	REPAIRS & M	3,000.00	0.00	1,698.33	1,301.67	544.22	0.00	0.00	757.45
2215.2410.5255	FUEL AND LU	3,000.00	0.00	0.00	3,000.00	0.00	0.00	0.00	3,000.00
2215.2410.5286	MEDICARE -	2,880.91	179.35	1,698.33	1,182.58	0.00	0.00	0.00	1,182.58
2215.2410.5290	PERS - HOUS	27,556.66	1,749.28	16,101.85	11,454.81	0.00	0.00	0.00	11,454.81
2215.2410.5293	WORKERS COM	3,000.00	0.00	2,509.71	490.29	0.00	0.00	0.00	490.29
2215.2410.5294	HOSPITILIZA	0.00	1,406.48	10,456.17	-10,456.17	0.00	0.00	0.00	-10,456.17
Subtotal for object		291,535.74	16,009.81	194,373.56	97,162.18	648.93	0.00	0.00	96,513.25
* Dept 2410 HOUSING DEPT		291,535.74	16,009.81	194,373.56	97,162.18	648.93	0.00	0.00	96,513.25
** 2215 RENTAL REGISTRATION		291,535.74	16,009.81	194,373.56	97,162.18	648.93	0.00	0.00	96,513.25
2230.2120.5211	FULL TIME P	798,039.83	43,014.68	544,388.45	253,651.38	0.00	0.00	0.00	253,651.38
2230.2120.5233	POSTAGE - F	658.98	101.45	862.62	-203.64	0.00	0.00	0.00	-203.64
2230.2120.5234	PROFESSIONA	50,904.65	0.00	48,701.84	2,202.81	715.00	0.00	0.00	1,487.81
2230.2120.5242	OPERATING S	5,000.00	0.00	1,759.98	3,240.02	0.00	0.00	0.00	3,240.02
2230.2120.5243	REPAIR & MA	25,158.70	0.00	250.00	24,908.70	0.00	0.00	0.00	24,908.70
2230.2120.5248	CLOTHING	6,600.00	0.00	3,300.00	3,300.00	0.00	0.00	0.00	3,300.00
2230.2120.5252	EQUIPMENT(I	19,685.41	0.00	4,013.28	15,672.13	468.57	0.00	0.00	15,203.56
2230.2120.5254	TIRES AND R	5,000.00	0.00	1,496.00	3,504.00	0.00	0.00	0.00	3,504.00
2230.2120.5255	FUEL AND LU	22,063.93	1,670.17	16,885.15	5,178.78	0.00	0.00	0.00	5,178.78
2230.2120.5256	REPAIR PART	2,000.00	83.13	3,211.11	-1,211.11	0.00	0.00	0.00	-1,211.11

Account.....	Description	Rev	combined..	Combined MTD..	Combined YTD..	Combined Unexp	Combined Enc..	Prior Excess..	Combined Unenc
2230.2120.5257	VEHICLE RE	10,000.00	0.00	9,925.24	74.76	12,332.04	0.00	-12,257.28	
2230.2120.5286	MEDICARE	11,571.58	579.41	7,428.29	4,143.29	0.00	0.00	4,143.29	
2230.2120.5292	FIRE PENSIO	185,030.12	10,677.81	136,352.59	48,677.53	0.00	0.00	48,677.53	
2230.2120.5293	WORKERS COM	15,000.04	0.00	13,182.60	1,817.44	0.00	0.00	1,817.44	
2230.2120.5294	HOSPITILIZA	35,000.00	10,600.45	119,623.76	-84,623.76	0.00	0.00	-84,623.76	
Subtotal for object		1,191,713.24	66,727.10	911,380.91	280,332.33	13,515.61	0.00	266,816.72	
* Dept 2120 FIRE DEPT		1,191,713.24	66,727.10	911,380.91	280,332.33	13,515.61	0.00	266,816.72	
** 2230 EC-EMS		1,191,713.24	66,727.10	911,380.91	280,332.33	13,515.61	0.00	266,816.72	
2231.2120.5252	EQUIPMENT	698,278.67	0.00	0.00	698,278.67	1,083,401.00	0.00	-385,122.33	
2231.2121.5212	REGULAR FIR	339,154.08	0.00	29,932.80	309,221.28	0.00	0.00	309,221.28	
2231.2121.5248	CLOTHING -	3,000.00	0.00	0.00	3,000.00	0.00	0.00	3,000.00	
2231.2121.5286	MEDICARE -	4,917.73	0.00	426.17	4,491.56	0.00	0.00	4,491.56	
2231.2121.5292	FIRE PENSIO	81,396.98	0.00	9,640.11	71,756.87	0.00	0.00	71,756.87	
2231.2121.5293	WORKERS COM	40,000.00	0.00	4,099.35	35,900.65	0.00	0.00	35,900.65	
2231.2121.5294	HOSPITILIZA	60,000.00	17.72	6,110.61	53,889.39	0.00	0.00	53,889.39	
Subtotal for object		528,468.79	17.72	50,209.04	478,259.75	0.00	0.00	478,259.75	
* Dept 2121 SAFER GRANT		528,468.79	17.72	50,209.04	478,259.75	0.00	0.00	478,259.75	
2231.2122.5212	REGULAR FIR	366,570.42	24,916.28	297,107.31	69,463.11	0.00	0.00	69,463.11	
2231.2122.5248	CLOTHING	8,400.00	0.00	1,800.00	6,600.00	0.00	0.00	6,600.00	
2231.2122.5286	MEDICARE	5,315.27	340.90	4,164.28	1,150.99	0.00	0.00	1,150.99	
2231.2122.5292	FIRE PENSIO	86,776.13	6,902.04	77,606.37	9,169.76	0.00	0.00	9,169.76	
2231.2122.5293	WORKERS COM	20,000.00	0.00	7,399.68	12,600.32	0.00	0.00	12,600.32	
2231.2122.5294	HOSPITILIZA	20,000.00	1,951.81	11,460.10	8,539.90	0.00	0.00	8,539.90	
Subtotal for object		507,061.82	34,111.03	399,537.74	107,524.08	0.00	0.00	107,524.08	
* Dept 2122		507,061.82	34,111.03	399,537.74	107,524.08	0.00	0.00	107,524.08	
** 2231 FEMA GRANT FIRE		1,733,809.28	34,128.75	449,746.78	1,284,062.50	1,083,401.00	0.00	200,661.50	
2241.2110.5212	REGULAR POL	0.00	0.00	0.00	0.00	0.00	0.00	0.00	
2241.2110.5242	OPERATING S	0.00	0.00	0.00	0.00	0.00	0.00	0.00	
2241.2110.5286	MEDICARE -	0.00	0.00	0.00	0.00	0.00	0.00	0.00	
2241.2110.5291	POLICE PENS	0.00	0.00	0.00	0.00	0.00	0.00	0.00	
2241.2110.5293	WORKERS COM	0.00	0.00	0.00	0.00	0.00	0.00	0.00	
Subtotal for object		0.00	0.00	0.00	0.00	0.00	0.00	0.00	
* Dept 2110 POLICE DEPT		0.00	0.00	0.00	0.00	0.00	0.00	0.00	
2241.2120.5212	REGULAR FIR	0.00	0.00	0.00	0.00	0.00	0.00	0.00	
2241.2120.5242	OPERATING S	0.00	0.00	0.00	0.00	0.00	0.00	0.00	
2241.2120.5286	MEDICARE -	0.00	0.00	0.00	0.00	0.00	0.00	0.00	
2241.2120.5292	FIRE PENSIO	0.00	0.00	0.00	0.00	0.00	0.00	0.00	
2241.2120.5293	WORKERS COM	0.00	0.00	0.00	0.00	0.00	0.00	0.00	

Account.....	Description	Rev combined..	Combined MTD..	Combined YTD..	Combined Unexp	Combined Enc..	Prior Excess..	Combined Unenc
Subtotal for object		0.00	0.00	0.00	0.00	0.00	0.00	0.00
* Dept 2120 FIRE DEPT		0.00	0.00	0.00	0.00	0.00	0.00	0.00
2241.2351.5211	OTHER EMPLO	0.00	0.00	0.00	0.00	0.00	0.00	0.00
2241.2351.5234	PROFESSIONA	0.00	0.00	18,829.00	-18,829.00	-18,829.00	0.00	0.00
2241.2351.5242	OPERATING S	102,832.13	0.00	-87,525.94	190,358.07	0.00	4,860.00	185,498.07
2241.2351.5286	MEDICARE -	0.00	0.00	0.00	0.00	0.00	0.00	0.00
2241.2351.5290	PERS - CARE	0.00	0.00	0.00	0.00	0.00	0.00	0.00
Subtotal for object		102,832.13	0.00	-68,696.94	171,529.07	-18,829.00	4,860.00	185,498.07
* Dept 2351 CARES ACT RELIEF		102,832.13	0.00	-68,696.94	171,529.07	-18,829.00	4,860.00	185,498.07
** 2241 CORONAVIRUS RELIEF		102,832.13	0.00	-68,696.94	171,529.07	-18,829.00	4,860.00	185,498.07
2242.2110.5212	REGULAR POL	0.00	0.00	0.00	0.00	0.00	0.00	0.00
2242.2110.5286	MEDICARE -	0.00	0.00	0.00	0.00	0.00	0.00	0.00
2242.2110.5291	POLICE PENS	0.00	0.00	0.00	0.00	0.00	0.00	0.00
2242.2110.5293	WORKERS COM	0.00	0.00	0.00	0.00	0.00	0.00	0.00
Subtotal for object		0.00	0.00	0.00	0.00	0.00	0.00	0.00
* Dept 2110 POLICE DEPT		0.00	0.00	0.00	0.00	0.00	0.00	0.00
2242.2120.5212	REGULAR FIR	0.00	0.00	0.00	0.00	0.00	0.00	0.00
2242.2120.5286	MEDICARE -	0.00	0.00	0.00	0.00	0.00	0.00	0.00
2242.2120.5292	FIRE PENSIO	0.00	0.00	0.00	0.00	0.00	0.00	0.00
2242.2120.5293	WORKERS COM	0.00	0.00	0.00	0.00	0.00	0.00	0.00
Subtotal for object		0.00	0.00	0.00	0.00	0.00	0.00	0.00
* Dept 2120 FIRE DEPT		0.00	0.00	0.00	0.00	0.00	0.00	0.00
2242.2351.5211	OTHER EMPLO	0.00	0.00	0.00	0.00	0.00	0.00	0.00
2242.2351.5234	PROFESSIONA	0.00	0.00	0.00	0.00	0.00	0.00	0.00
2242.2351.5236	SENIOR STIM	0.00	300.00	117,000.00	-117,000.00	0.00	0.00	-117,000.00
2242.2351.5237	HOME IMPROV	0.00	3,000.00	3,000.00	-3,000.00	0.00	0.00	-3,000.00
2242.2351.5242	OPERATING S	0.00	0.00	0.00	0.00	0.00	0.00	0.00
2242.2351.5286	MEDICARE -	0.00	0.00	0.00	0.00	0.00	0.00	0.00
2242.2351.5290	PERS - ARPA	0.00	0.00	0.00	0.00	0.00	0.00	0.00
2242.2351.5293	WORKERS COM	0.00	0.00	0.00	0.00	0.00	0.00	0.00
Subtotal for object		0.00	3,300.00	120,000.00	-120,000.00	0.00	0.00	-120,000.00
* Dept 2351 CARES ACT RELIEF		0.00	3,300.00	120,000.00	-120,000.00	0.00	0.00	-120,000.00
** 2242 AMERICAN RESCUE PLAN (21.027)		0.00	3,300.00	120,000.00	-120,000.00	0.00	0.00	-120,000.00
2255.2730.5211	OTHER EMPLO	0.00	1,637.32	9,823.92	-9,823.92	0.00	0.00	-9,823.92
2255.2730.5234	PROFESSIONA	18,590.00	1,140.00	13,153.27	5,436.73	0.00	0.00	5,436.73
2255.2730.5239	OTHER	31,410.00	96.28	7,584.35	23,825.65	0.00	0.00	23,825.65
2255.2730.5286	MEDICARE -	0.00	23.74	142.44	-142.44	0.00	0.00	-142.44
2255.2730.5290	PERS - COUR	0.00	229.23	1,223.43	-1,223.43	0.00	0.00	-1,223.43

Account.....	Description	Rev	combined..	Combined MTD..	Combined YTD..	Combined Unexp	Combined Enc..	Prior Excess..	Combined Unenc
Subtotal for object		50,000.00	3,126.57	31,927.41	18,072.59	0.00	0.00	0.00	18,072.59
* Dept 2730	COURTS	50,000.00	3,126.57	31,927.41	18,072.59	0.00	0.00	0.00	18,072.59
** 2255	SPECIAL PROJECTS COURT	50,000.00	3,126.57	31,927.41	18,072.59	0.00	0.00	0.00	18,072.59
2260.2350.5233	CLEVELAND T	0.00	0.00	0.00	0.00	250.00	0.00	0.00	-250.00
2260.2350.5246	E. C. YOUTH	0.00	0.00	0.00	0.00	0.00	0.00	0.00	0.00
2260.2350.5247	POLICE ATHL	0.00	0.00	0.00	0.00	0.00	0.00	0.00	0.00
Subtotal for object		0.00	0.00	0.00	0.00	250.00	0.00	0.00	-250.00
* Dept 2350	HSB OLDER AMERICAN	0.00	0.00	0.00	0.00	250.00	0.00	0.00	-250.00
2260.2351.5236	ADMINISTRAT	0.00	0.00	645.99	-645.99	0.00	0.00	0.00	-645.99
2260.2351.5237	RENTAL ASSI	300,000.00	0.00	58,322.64	241,677.36	241,678.00	0.00	0.00	-0.64
2260.2351.5238	MLK RENOVAT	225,000.00	0.00	42,482.56	182,517.44	130,245.00	0.00	0.00	52,272.44
2260.2351.5239	FOOD DISTRI	82,684.00	0.00	9,695.00	72,989.00	17,021.50	0.00	0.00	55,967.50
2260.2351.5240	ECONOMIC DE	50,000.00	0.00	0.00	50,000.00	0.00	0.00	0.00	50,000.00
Subtotal for object		657,684.00	0.00	111,146.19	546,537.81	388,944.50	0.00	0.00	157,593.31
* Dept 2351	CARES ACT RELIEF	657,684.00	0.00	111,146.19	546,537.81	388,944.50	0.00	0.00	157,593.31
2260.2410.5303	HOUSING PAI	114,700.00	0.00	35,760.00	78,940.00	0.00	0.00	0.00	78,940.00
2260.2410.5304	LEAD ABATEM	84,883.00	0.00	3,578.00	81,305.00	22,205.00	0.00	0.00	59,100.00
2260.2410.5310	EMERGENCY R	172,825.00	0.00	12,675.00	160,150.00	0.00	0.00	0.00	160,150.00
Subtotal for object		372,408.00	0.00	52,013.00	320,395.00	22,205.00	0.00	0.00	298,190.00
* Dept 2410	HOUSING DEPT	372,408.00	0.00	52,013.00	320,395.00	22,205.00	0.00	0.00	298,190.00
2260.2420.5210	DIRECTOR -	28,995.20	2,944.12	35,329.44	-6,334.24	0.00	0.00	0.00	-6,334.24
2260.2420.5211	OTHER EMPLO	82,255.76	8,315.07	91,048.01	-8,792.25	0.00	0.00	0.00	-8,792.25
2260.2420.5220	TRAVEL LONG	3,309.00	0.00	0.00	3,309.00	0.00	0.00	0.00	3,309.00
2260.2420.5221	TRAVEL LOCA	960.27	0.00	0.00	960.27	0.00	0.00	0.00	960.27
2260.2420.5223	MEMBERSHIP	3,530.00	0.00	3,000.00	530.00	0.00	0.00	0.00	530.00
2260.2420.5224	TRAINING -	1,265.00	0.00	0.00	1,265.00	0.00	0.00	0.00	1,265.00
2260.2420.5232	COMMUNICATI	3,336.32	0.00	1,406.08	1,930.24	0.00	0.00	0.00	1,930.24
2260.2420.5234	PROFESSIONA	14,500.00	0.00	8,092.50	6,407.50	0.00	0.00	0.00	6,407.50
2260.2420.5241	OFFICE SUPP	0.00	0.00	0.00	0.00	0.00	0.00	0.00	0.00
2260.2420.5242	OPERATING S	2,000.00	0.00	1,268.54	731.46	0.00	0.00	0.00	731.46
2260.2420.5252	EQUIPMENT -	3,638.94	0.00	0.00	3,638.94	0.00	0.00	0.00	3,638.94
2260.2420.5286	MEDICARE -	1,591.68	155.04	1,769.61	-177.93	0.00	0.00	0.00	-177.93
2260.2420.5290	PERS - ADMI	15,367.93	1,546.75	18,055.44	-2,687.51	0.00	0.00	0.00	-2,687.51
2260.2420.5293	WORKMEN'S C	4,205.48	0.00	3,420.21	785.27	0.00	0.00	0.00	785.27
2260.2420.5294	HOSPITALIZA	26,912.12	4,082.37	23,300.91	3,611.21	0.00	0.00	0.00	3,611.21
2260.2420.5350	CAPITAL LEA	0.00	0.00	537.78	-537.78	662.22	0.00	0.00	-1,200.00
Subtotal for object		191,867.70	17,043.35	187,228.52	4,639.18	662.22	0.00	0.00	3,976.96
* Dept 2420	ADMIN	191,867.70	17,043.35	187,228.52	4,639.18	662.22	0.00	0.00	3,976.96

Account.....	Description	Rev combined..	Combined MTD..	Combined YTD..	Combined Unexp	Combined Enc..	Prior Excess..	Combined Unenc
2260.2620.5000	ADVANCES OU	19,500.00	0.00	0.00	19,500.00	0.00	0.00	19,500.00
2260.2620.5235	DEMOLITION	120,000.00	0.00	4,125.00	115,875.00	11,750.00	0.00	104,125.00
2260.2620.5237	PARKS DEVEL	59,465.60	0.00	0.00	59,465.60	0.00	0.00	59,465.60
2260.2620.5239	STREET RESU	430,772.00	0.00	60,255.00	370,517.00	21,043.34	0.00	349,473.66
2260.2620.5290	PERS - PUBL	0.00	0.00	0.00	0.00	0.00	0.00	0.00
Subtotal for object		629,737.60	0.00	64,380.00	565,357.60	32,793.34	0.00	532,564.26
* Dept 2620 PUBLIC SERVICES		629,737.60	0.00	64,380.00	565,357.60	32,793.34	0.00	532,564.26
** 2260 COMMUNITY DEVELOPMENT		1,851,697.30	17,043.35	414,767.71	1,436,929.59	444,855.06	0.00	992,074.53
2262.2260.5239	STREET IMPR	0.00	0.00	0.00	0.00	0.00	0.00	0.00
2269.2730.5234	PROFESSIONA	6,678.05	0.00	1,089.60	5,588.45	0.00	0.00	5,588.45
2269.2730.5239	OTHER	14,480.00	542.68	2,449.69	12,030.31	0.00	0.00	12,030.31
2269.2730.5241	OFFICE SUPP	1,531.79	0.00	0.00	1,531.79	0.00	0.00	1,531.79
2269.2730.5242	OPERATING S	5,000.00	0.00	1,921.21	3,078.79	0.00	0.00	3,078.79
2269.2730.5243	REPAIRS & M	5,981.05	0.00	0.00	5,981.05	0.00	0.00	5,981.05
2269.2730.5252	EQUIPMENT -	6,497.86	0.00	697.43	5,800.43	5,245.00	0.00	555.43
2269.2730.5253	DATA & VOIC	0.00	0.00	186.15	-186.15	0.00	0.00	-186.15
Subtotal for object		40,168.75	542.68	6,344.08	33,824.67	5,245.00	0.00	28,579.67
* Dept 2730 COURTS		40,168.75	542.68	6,344.08	33,824.67	5,245.00	0.00	28,579.67
** 2269 COMPUTER LEGALIZE FEES		40,168.75	542.68	6,344.08	33,824.67	5,245.00	0.00	28,579.67
2275.2265.5210	DIRECTOR	49,920.00	3,840.00	46,080.00	3,840.00	0.00	0.00	3,840.00
2275.2265.5219	INDEPENDENT	24,700.00	1,900.00	22,800.00	1,900.00	0.00	0.00	1,900.00
2275.2265.5220	TRAVEL (LON	0.00	0.00	0.00	0.00	0.00	0.00	0.00
2275.2265.5234	PROFESSIONA	9,880.00	760.00	9,120.00	760.00	0.00	0.00	760.00
2275.2265.5239	OTHER	5,066.16	0.00	6,676.27	-1,610.11	224.98	0.00	-1,835.09
2275.2265.5241	OFFICE SUPP	0.00	0.00	79.99	-79.99	0.00	0.00	-79.99
2275.2265.5242	OPERATING S	1,000.27	992.02	992.02	8.25	0.00	0.00	8.25
2275.2265.5243	REPAIRS & M	567.27	0.00	427.03	140.24	0.00	0.00	140.24
2275.2265.5270	RENT	14,181.24	0.00	14,181.24	0.00	0.00	0.00	0.00
2275.2265.5283	TELEPHONE	5,824.00	475.99	3,824.11	1,999.89	110.64	0.00	1,889.25
Subtotal for object		111,138.94	7,968.01	104,180.66	6,958.28	335.62	0.00	6,622.66
* Dept 2265 DOMESTIC VIOLENCE		111,138.94	7,968.01	104,180.66	6,958.28	335.62	0.00	6,622.66
2275.2266.5210	COUNTY GRAN	0.00	960.00	5,280.00	-5,280.00	0.00	0.00	-5,280.00
2275.2266.5219	COUNTY GRAN	0.00	1,100.00	6,050.00	-6,050.00	0.00	0.00	-6,050.00
2275.2266.5234	COUNTY GRAN	0.00	840.00	4,620.00	-4,620.00	0.00	0.00	-4,620.00
Subtotal for object		0.00	2,900.00	15,950.00	-15,950.00	0.00	0.00	-15,950.00
* Dept 2266 HOME PROGRAM 1993		0.00	2,900.00	15,950.00	-15,950.00	0.00	0.00	-15,950.00
** 2275 VOCA		111,138.94	10,868.01	120,130.66	-8,991.72	335.62	0.00	-9,327.34
2279.2110.5212	REGULAR POL	108,133.19	9,063.34	41,914.41	66,218.78	0.00	0.00	66,218.78

Account.....	Description	Rev combined..	Combined MTD..	Combined YTD..	Combined Unexp	Combined Enc..	Prior Excess..	Combined Unenc
2279.2110.5286	MEDICARE	1,563.49	127.65	593.34	970.15	0.00	0.00	970.15
2279.2110.5291	POLICE PENS	21,085.97	1,945.47	8,663.73	12,422.24	0.00	0.00	12,422.24
2279.2110.5293	WORKERS COM	1,000.00	0.00	0.00	1,000.00	0.00	0.00	1,000.00
2279.2110.5294	HOSPITALIZA	5,000.00	0.00	0.00	5,000.00	0.00	0.00	5,000.00
Subtotal for object		136,782.65	11,136.46	51,171.48	85,611.17	0.00	0.00	85,611.17
* Dept 2110 POLICE DEPT		136,782.65	11,136.46	51,171.48	85,611.17	0.00	0.00	85,611.17
2279.2111.5212	REGULAR POL	0.00	0.00	7,433.26	-7,433.26	0.00	0.00	-7,433.26
2279.2111.5286	MEDICARE	0.00	0.00	104.96	-104.96	0.00	0.00	-104.96
Subtotal for object		0.00	0.00	7,538.22	-7,538.22	0.00	0.00	-7,538.22
* Dept 2111		0.00	0.00	7,538.22	-7,538.22	0.00	0.00	-7,538.22
** 2279 COPS GRANT		136,782.65	11,136.46	58,709.70	78,072.95	0.00	0.00	78,072.95
2280.2110.5212	REGULAR POL	23,792.00	0.00	0.00	23,792.00	0.00	0.00	23,792.00
2280.2110.5234	PROFESSIONA	0.00	0.00	0.00	0.00	0.00	0.00	0.00
2280.2110.5242	OPERATING S	226.00	0.00	0.00	226.00	0.00	0.00	226.00
2280.2110.5252	EQUIPMENT	12,442.00	0.00	0.00	12,442.00	0.00	0.00	12,442.00
2280.2110.5286	MEDICARE -	0.00	0.00	0.00	0.00	0.00	0.00	0.00
2280.2110.5291	POLICE PENS	0.00	0.00	0.00	0.00	0.00	0.00	0.00
2280.2110.5293	WORKERS COM	0.00	0.00	0.00	0.00	0.00	0.00	0.00
Subtotal for object		36,460.00	0.00	0.00	36,460.00	0.00	0.00	36,460.00
* Dept 2110 POLICE DEPT		36,460.00	0.00	0.00	36,460.00	0.00	0.00	36,460.00
** 2280 DOJ CESF		36,460.00	0.00	0.00	36,460.00	0.00	0.00	36,460.00
2281.2110.5212	REGULAR POL	768.00	0.00	0.00	768.00	0.00	0.00	768.00
2281.2110.5242	OPERATING S	6,095.56	0.00	0.00	6,095.56	0.00	0.00	6,095.56
2281.2110.5286	MEDICARE	246.50	0.00	0.00	246.50	0.00	0.00	246.50
2281.2110.5291	POLICE PENS	3,315.00	0.00	0.00	3,315.00	0.00	0.00	3,315.00
2281.2110.5293	WORKERS COM	0.00	0.00	0.00	0.00	0.00	0.00	0.00
Subtotal for object		10,425.06	0.00	0.00	10,425.06	0.00	0.00	10,425.06
* Dept 2110 POLICE DEPT		10,425.06	0.00	0.00	10,425.06	0.00	0.00	10,425.06
** 2281 OCJS CESF (STATE)		10,425.06	0.00	0.00	10,425.06	0.00	0.00	10,425.06
2285.2730.5220	TRAVEL LONG	280.00	0.00	0.00	280.00	0.00	0.00	280.00
2285.2730.5221	TRAVEL (LOC	628.00	0.00	95.00	533.00	0.00	0.00	533.00
2285.2730.5223	MEMBERSHIPS	300.00	0.00	300.00	0.00	0.00	0.00	0.00
2285.2730.5224	TRAINING	700.00	0.00	0.00	700.00	0.00	0.00	700.00
2285.2730.5234	PROFESSIONA	30,000.00	2,475.20	27,172.63	2,827.37	0.00	0.00	2,827.37
2285.2730.5242	OPERATING S	0.00	0.00	342.88	-342.88	0.00	0.00	-342.88
Subtotal for object		31,908.00	2,475.20	27,910.51	3,997.49	0.00	0.00	3,997.49
* Dept 2730 COURTS		31,908.00	2,475.20	27,910.51	3,997.49	0.00	0.00	3,997.49

Account.....	Description	Rev combined..	Combined MTD..	Combined YTD..	Combined Unexp	Combined Enc..	Prior Excess..	Combined Unenc
** 2285	CITY PROBATION SERVICES	F31,908.00	2,475.20	27,910.51	3,997.49	0.00	0.00	3,997.49
2289.2260.5210	PROGRAM MGR	19,716.74	802.94	9,635.28	10,081.46	0.00	0.00	10,081.46
2289.2260.5211	ADMIN	28,288.00	3,140.20	22,457.48	5,830.52	0.00	0.00	5,830.52
2289.2260.5224	TRAINING	2,000.00	0.00	0.00	2,000.00	0.00	0.00	2,000.00
2289.2260.5234	PROFESSIONA	900.00	0.00	842.50	57.50	0.00	0.00	57.50
2289.2260.5286	MEDICARE -	696.07	57.17	465.31	230.76	0.00	0.00	230.76
2289.2260.5290	PERS - CDBG	6,720.66	527.30	4,334.11	2,386.55	0.00	0.00	2,386.55
2289.2260.5293	WORKERS COM	500.00	0.00	727.54	-227.54	0.00	0.00	-227.54
2289.2260.5294	HOSPITILIZA	1,500.00	604.16	1,688.20	-188.20	0.00	0.00	-188.20
2289.2260.5304	HOME OWNER/	59,857.07	0.00	0.00	59,857.07	0.00	0.00	59,857.07
Subtotal for object		120,178.54	5,131.77	40,150.42	80,028.12	0.00	0.00	80,028.12
* Dept 2260	COMMUNITY DEVELOPMEN	120,178.54	5,131.77	40,150.42	80,028.12	0.00	0.00	80,028.12
** 2289	HOME - PROGRAM 99	120,178.54	5,131.77	40,150.42	80,028.12	0.00	0.00	80,028.12
2290.2110.5242	OPERATING S	14,232.00	0.00	0.00	14,232.00	0.00	0.00	14,232.00
2296.2110.5212	REGULAR POL	0.00	0.00	0.00	0.00	0.00	0.00	0.00
2296.2110.5286	MEDICARE -	0.00	0.00	0.00	0.00	0.00	0.00	0.00
2296.2110.5291	POLICE PENS	0.00	0.00	0.00	0.00	0.00	0.00	0.00
2296.2110.5293	WORKERS COM	0.00	0.00	0.00	0.00	0.00	0.00	0.00
2296.2110.5294	HOSPITILIZA	0.00	0.00	101.41	-101.41	0.00	0.00	-101.41
Subtotal for object		0.00	0.00	101.41	-101.41	0.00	0.00	-101.41
* Dept 2110	POLICE DEPT	0.00	0.00	101.41	-101.41	0.00	0.00	-101.41
2296.2111.5212	REGULAR POL	7,000.00	0.00	13,919.71	-6,919.71	0.00	0.00	-6,919.71
2296.2111.5286	MEDICARE	1,000.00	0.00	191.87	808.13	0.00	0.00	808.13
2296.2111.5291	POLICE PENS	1,500.00	0.00	3,765.26	-2,265.26	0.00	0.00	-2,265.26
2296.2111.5293	WORKERS COM	1,000.00	0.00	2,398.82	-1,398.82	0.00	0.00	-1,398.82
2296.2111.5294	HOSPITILIZA	1,500.00	0.00	3,182.90	-1,682.90	0.00	0.00	-1,682.90
Subtotal for object		12,000.00	0.00	23,458.56	-11,458.56	0.00	0.00	-11,458.56
* Dept 2111		12,000.00	0.00	23,458.56	-11,458.56	0.00	0.00	-11,458.56
** 2296	SCHOOL RESOURCE OFFICERS	12,000.00	0.00	23,559.97	-11,559.97	0.00	0.00	-11,559.97
2298.2110.5239	OTHER - POL	25,000.00	50.95	46,385.03	-21,385.03	0.00	0.00	-21,385.03
2298.2110.5242	OPERATING S	31,650.00	74.98	3,673.51	27,976.49	51,772.04	0.00	-23,795.55
Subtotal for object		56,650.00	125.93	50,058.54	6,591.46	51,772.04	0.00	-45,180.58
* Dept 2110	POLICE DEPT	56,650.00	125.93	50,058.54	6,591.46	51,772.04	0.00	-45,180.58
** 2298	LAW ENFORCEMENT TRUST	56,650.00	125.93	50,058.54	6,591.46	51,772.04	0.00	-45,180.58
2299.2110.5239	OTHER - POL	0.00	0.00	44.00	-44.00	0.00	0.00	-44.00

Account.....	Description	Rev combined..	Combined MTD..	Combined YTD..	Combined Unexp	Combined Enc..	Prior Excess..	Combined Unenc
3310.2800.5421	DEBTINTERES	0.00	0.00	48,738.57	-48,738.57	0.00	0.00	-48,738.57
3310.2800.5422	DEBTPRINCIP	438,617.13	0.00	48,738.57	389,878.56	0.00	0.00	389,878.56
Subtotal for object		438,617.13	0.00	97,477.14	341,139.99	0.00	0.00	341,139.99
* Dept 2800	BOND RETIREMENT	438,617.13	0.00	97,477.14	341,139.99	0.00	0.00	341,139.99
** 3310	BOND RETIREMENT FUND	438,617.13	0.00	97,477.14	341,139.99	0.00	0.00	341,139.99
4415.2110.5252	POLICE VEHI	77,330.68	0.00	107,206.00	-29,875.32	307,343.98	0.00	-337,219.30
4415.2130.5252	STREET LIGH	78,902.04	3,594.86	44,825.19	34,076.85	66,794.00	0.00	-32,717.15
4415.2542.5234	PROFESSIONA	90,569.56	0.00	46,834.67	43,734.89	0.00	0.00	43,734.89
4415.2542.5251	SERVICE DEP	64,895.23	0.00	31,069.47	33,825.76	70,572.08	0.00	-36,746.32
4415.2542.5252	TRUCKS AND	217,947.97	34,500.00	108,977.00	108,970.97	4,875.00	0.00	104,095.97
4415.2542.5253	CAPITAL IMP	22,071.79	0.00	5,762.56	16,309.23	15,229.44	0.00	1,079.79
4415.2542.5350	CAPITAL LEA	0.00	0.00	15,591.53	-15,591.53	0.00	0.00	-15,591.53
4415.2542.5351	CAPITAL LEA	0.00	0.00	3,917.46	-3,917.46	0.00	0.00	-3,917.46
Subtotal for object		395,484.55	34,500.00	212,152.69	183,331.86	90,676.52	0.00	92,655.34
* Dept 2542		395,484.55	34,500.00	212,152.69	183,331.86	90,676.52	0.00	92,655.34
4415.2700.5253	CAPITAL IMP	339,077.83	5,776.80	735,727.08	-396,649.25	423,805.22	0.00	-820,454.47
** 4415	PERMANENT IMPROVEMENT FU	890,795.10	43,871.66	1,099,910.96	-209,115.86	888,619.72	0.00	-1,097,735.58
7721.2900.5412	MISCELLANEO	2,995.33	0.00	200.00	2,795.33	0.00	0.00	2,795.33
7721.2900.5484	Kufner's Sh	0.00	0.00	0.00	0.00	0.00	0.00	0.00
Subtotal for object		2,995.33	0.00	200.00	2,795.33	0.00	0.00	2,795.33
* Dept 2900	MEDICARE	2,995.33	0.00	200.00	2,795.33	0.00	0.00	2,795.33
** 7721	MISCELLANEOUS DEPOSITS	2,995.33	0.00	200.00	2,795.33	0.00	0.00	2,795.33
7734.2900.5401	AFSCME DUES	3,137.09	200.60	3,109.30	27.79	0.00	0.00	27.79
7734.2900.5404	FIRE HOUSE	2,194.17	310.00	2,780.00	-585.83	0.00	0.00	-585.83
7734.2900.5405	FIRE UNION	22,541.67	1,700.00	20,925.00	1,616.67	0.00	0.00	1,616.67
7734.2900.5406	FOP-OLC	1,736.89	0.00	0.00	1,736.89	0.00	0.00	1,736.89
7734.2900.5407	FOP-L39	22,410.00	1,166.76	11,732.37	10,677.63	0.00	0.00	10,677.63
7734.2900.5408	LEGAL SHIEL	1,975.13	136.22	1,634.64	340.49	0.00	0.00	340.49
7734.2900.5410	OML INSUR	815.67	19.36	193.60	622.07	0.00	0.00	622.07
7734.2900.5411	COLONIAL LI	45,842.28	2,163.10	21,559.84	24,282.44	0.00	0.00	24,282.44
7734.2900.5412	POLICE & FI	50,000.00	4,067.30	53,531.69	-3,531.69	0.00	0.00	-3,531.69
7734.2900.5413	SEIU DUES	126.37	0.00	0.00	126.37	0.00	0.00	126.37
7734.2900.5416	AFLAC	18,235.15	0.00	8,726.40	9,508.75	0.00	0.00	9,508.75
7734.2900.5417	OverPayment	18,579.78	0.00	0.00	18,579.78	0.00	0.00	18,579.78
7734.2900.5418	OPED	193,376.64	16,227.76	187,763.72	5,612.92	0.00	0.00	5,612.92
7734.2900.5419	OPERS-EMPLO	213,151.28	17,159.92	203,931.59	9,219.69	0.00	0.00	9,219.69
7734.2900.5420	OP&F-EMPLOY	426,074.05	39,420.18	512,020.95	-85,946.90	0.00	0.00	-85,946.90
Subtotal for object		1,020,196.17	82,571.20	1,027,909.10	-7,712.93	0.00	0.00	-7,712.93

Account.....	Description	Rev combined..	Combined MTD..	Combined YTD..	Combined Unexp	Combined Enc..	Prior Excess..	Combined Unenc
* Dept 2900	MEDICARE	1,020,196.17	82,571.20	1,027,909.10	-7,712.93	0.00	0.00	-7,712.93
** 7734	EMPLOYEE WITHHOLDINGS	1,020,196.17	82,571.20	1,027,909.10	-7,712.93	0.00	0.00	-7,712.93
7735.2714.5234	PROFESSIONA	295,039.80	58,186.78	368,117.74	-73,077.94	0.00	0.00	-73,077.94
7735.2714.5294	Medical Cla	1,000,000.00	65,388.01	695,578.90	304,421.10	0.00	0.00	304,421.10
Subtotal for object		1,295,039.80	123,574.79	1,063,696.64	231,343.16	0.00	0.00	231,343.16
* Dept 2714	CENTRAL SERVICES	1,295,039.80	123,574.79	1,063,696.64	231,343.16	0.00	0.00	231,343.16
** 7735	Self Insured Healthcar	1,295,039.80	123,574.79	1,063,696.64	231,343.16	0.00	0.00	231,343.16
***		26,058,374.34	1,409,648.43	21,780,245.56	4,278,128.78	3,802,806.79	7,022.23	468,299.76

The City of East Cleveland

Encumber By
Account and Fund
For Period Ending
11/30/2021

Source of Information
Finance Department
Financial Management System

Vend#	Name	Po / Vch	---Date---	Account	Project	Balance	Orig Encumbr
07412	LEWIS EXTERMINATING	RG176890	01-13-2021	1110.2110.5228		125.00	1,500.00
	PRISONER CARE/HYGIENE			1110.2110.5228		<u>125.00</u>	<u>1,500.00</u>
03556	WESTERN RESERVE COMMUNICATIONS	RG177957	08-05-2021	1110.2110.5232		2,107.50	2,107.50
09000	SHI	RG178183	09-14-2021	1110.2110.5232		707.62	707.62
07042	NITV FEDERAL SERVICES	RG178370	10-28-2021	1110.2110.5232		5,995.00	5,995.00
08046	AT&T	RG178478	11-29-2021	1110.2110.5232		2,178.23	2,178.23
06666	VERIZON WIRELESS	RG178493	11-29-2021	1110.2110.5232		401.10	401.10
05856	TREASURER STATE OF OH. HIGHWAY	RG178494	11-29-2021	1110.2110.5232		600.00	600.00
	COMMUNICATIONS			1110.2110.5232		<u>11,989.45</u>	<u>11,989.45</u>
07850	JBI PAINTING & POWERWASHING	RG176561	11-12-2020	1110.2110.5234		10,280.00	10,280.00
07791	Intrensic LLC	RG176992	02-02-2021	1110.2110.5234		5,476.63	5,476.63
07997	CI Technologies	RG177053	02-10-2021	1110.2110.5234		5,700.00	5,700.00
07659	ROOTS CONSTRUCTION LLC	RG177867	07-15-2021	1110.2110.5234		2,800.00	2,800.00
08006	JOHNSON CONTROL US HOLDING LLC	RG178345	10-21-2021	1110.2110.5234		11,350.20	11,350.20
01434	CLEMANS, NELSON & ASSOC., INC.	RG178480	11-29-2021	1110.2110.5234		412.50	412.50
02536	SUNDANCE SYTSTEMS, INC.	RG178491	11-29-2021	1110.2110.5234		9,494.25	9,494.25
08006	JOHNSON CONTROL US HOLDING LLC	RG178497	11-29-2021	1110.2110.5234		214.00	214.00
	PROFESSIONAL SERVICES			1110.2110.5234		<u>45,727.58</u>	<u>45,727.58</u>
08048	SATELLITE SHELTERS , INC CLEVE	BL170067	09-08-2021	1110.2110.5242		3,840.00	6,400.00
07888	AMAZON CAPITAL SERVICES	RG176150	08-20-2020	1110.2110.5242		88.20	88.20
07888	AMAZON CAPITAL SERVICES	RG176151	08-20-2020	1110.2110.5242		405.77	405.77
07888	AMAZON CAPITAL SERVICES	RG177388	04-08-2021	1110.2110.5242		179.99	179.99
01432	Staples Business Advantage	RG177801	06-30-2021	1110.2110.5242		200.00	3,239.84
01432	Staples Business Advantage	RG178052	08-19-2021	1110.2110.5242		39.90	454.60
01432	Staples Business Advantage	RG178155	09-09-2021	1110.2110.5242		82.81	546.42
01432	Staples Business Advantage	RG178371	10-28-2021	1110.2110.5242		99.40	99.40
01432	Staples Business Advantage	RG178461	11-12-2021	1110.2110.5242		62.97	62.97
	OPERATING SUPPLIES			1110.2110.5242		<u>4,999.04</u>	<u>11,477.19</u>
09000	PRISONER BENCH LLC	RG177893	07-22-2021	1110.2110.5246		2,121.00	2,121.00
08006	JOHNSON CONTROL US HOLDING LLC	RG178286	10-07-2021	1110.2110.5246		18,259.38	18,259.38
	JAIL REPAIRS & MAINTENANCE			1110.2110.5246		<u>20,380.38</u>	<u>20,380.38</u>
01512	ATWELL'S POLICE & FIRE EQUIP.	RG178483	11-29-2021	1110.2110.5248		2,043.21	2,043.21
01512	ATWELL'S POLICE & FIRE EQUIP.	RG178492	11-29-2021	1110.2110.5248		764.14	764.14
	CLOTHING			1110.2110.5248		<u>2,807.35</u>	<u>2,807.35</u>
07082	MOTOROLA SOLUTIONS, INC	RG177400	04-14-2021	1110.2110.5252		4,815.37	4,815.37
09000	SHI International Corp.	RG177977	08-05-2021	1110.2110.5252		1,606.16	1,606.16
09000	Brite	RG178463	11-12-2021	1110.2110.5252		3,003.00	3,003.00
09000	Mohawk Lifts LLC	RG178486	11-29-2021	1110.2110.5252		14,547.04	14,547.04
	EQUIPMENT			1110.2110.5252		<u>23,971.57</u>	<u>23,971.57</u>

Vend#	Name	Po / Vch	---Date---	Account	Project	Balance	Orig Encumbr
05806	FIRESTONE COMPLETE AUTOCARE	RG177088	08-06-2021	1110.2110.5254		441.08	3,000.00
	TIRES			1110.2110.5254		441.08	3,000.00
07291	OREILLY AUTO PARTS	BL170017	07-01-2021	1110.2110.5256		1,853.52	6,000.00
	REPAIR PARTS - POLICE			1110.2110.5256		1,853.52	6,000.00
07291	OREILLY AUTO PARTS	RG178488	11-29-2021	1110.2110.5257		701.62	701.62
	VEHICLE REPAIRS - POLICE DEPT			1110.2110.5257		701.62	701.62
07850	JB I PAINTING & POWERWASHING	RG176562	11-12-2020	1110.2120.5234		2,450.00	2,450.00
07850	JB I PAINTING & POWERWASHING	RG176569	11-12-2020	1110.2120.5234		4,145.00	4,145.00
07412	LEWIS EXTERMINATING	RG176890	01-13-2021	1110.2120.5234		200.00	2,400.00
07412	LEWIS EXTERMINATING	RG176890	01-13-2021	1110.2120.5234		125.00	1,500.00
01934	WARREN FIRE EQUIPMENT	RG177613	05-26-2021	1110.2120.5234		876.00	876.00
02788	ADVANCE OHIO MEDIA LLC	RG177990	08-12-2021	1110.2120.5234		636.00	636.00
07828	B&C Communications	RG178356	10-21-2021	1110.2120.5234		458.43	458.43
08054	CLEUNDERCOATING LLC	RG178365	10-21-2021	1110.2120.5234		515.00	515.00
	PROFESSIONAL SERVICES			1110.2120.5234		9,405.43	12,980.43
01438	GREAT LAKES OIL CO.	RG176589	11-12-2020	1110.2120.5242		2,259.40	2,259.40
01934	WARREN FIRE EQUIPMENT	RG177613	05-26-2021	1110.2120.5242		83.52	83.52
07518	ALL AMERICAN FIRE EQUIPMENT	RG178108	09-02-2021	1110.2120.5242		208.00	208.00
07828	B&C Communications	RG178220	09-24-2021	1110.2120.5242		458.43	458.43
07158	MARSHALL EQUIPMENT	RG178308	10-14-2021	1110.2120.5242		1,279.04	1,279.04
01854	MANUFACTURERS DISTRIBUTOR INC.	RG178320	10-15-2021	1110.2120.5242		860.00	860.00
07862	ABC Fire, Inc.	RG178402	10-29-2021	1110.2120.5242		669.00	669.00
05519	Nichols	RG178429	11-04-2021	1110.2120.5242		1,268.32	1,268.32
	OPERATING SUPPLIES			1110.2120.5242		7,085.71	7,085.71
07729	AUTOMATIC DOOR CO. OF AURORA	RG178187	09-14-2021	1110.2120.5243		4,750.00	4,750.00
07828	B&C Communications	RG178394	10-28-2021	1110.2120.5243		1,320.00	1,320.00
04729	SHAMROCK HOSE & FITTINGS	RG178484	11-29-2021	1110.2120.5243		148.35	148.35
07284	AMERICAN COPY EQUIPMENT INC.	RG178501	11-29-2021	1110.2120.5243		11.91	11.91
	REPAIRS & MAINTENANCE			1110.2120.5243		6,230.26	6,230.26
01717	SHUTTLE, S UNIFORM INC	RG178401	10-29-2021	1110.2120.5248		629.45	629.45
	CLOTHING			1110.2120.5248		629.45	629.45
07518	ALL AMERICAN FIRE EQUIPMENT	RG177814	07-08-2021	1110.2120.5252		9,740.00	9,740.00
07518	ALL AMERICAN FIRE EQUIPMENT	RG178083	08-26-2021	1110.2120.5252		18,900.00	18,900.00
07859	MERITECH	RG178508	11-29-2021	1110.2120.5252		3,895.00	3,895.00
	EQUIPMENT - FIRE DEPT			1110.2120.5252		32,535.00	32,535.00
03252	COUNTRYSIDE TRUCK SERVICE INC.	RG178211	09-24-2021	1110.2120.5257		2,680.83	2,680.83
03252	COUNTRYSIDE TRUCK SERVICE INC.	RG178258	10-01-2021	1110.2120.5257		930.00	930.00

Vend#	Name	Po / Vch	---Date---	Account	Project	Balance	Orig Encumbr
03252	COUNTRYSIDE TRUCK SERVICE INC.	RG178378	10-28-2021	1110.2120.5257		2,407.95	2,407.95
03252	COUNTRYSIDE TRUCK SERVICE INC.	RG178454	11-12-2021	1110.2120.5257		1,082.68	1,082.68
03252	COUNTRYSIDE TRUCK SERVICE INC.	RG178489	11-29-2021	1110.2120.5257		1,623.38	1,623.38
	OUTSIDE REPAIRS			1110.2120.5257		8,724.84	8,724.84
00701	THE ILLUMINATING CO	RG176865	01-07-2021	1110.2130.5281		28,922.98	152,163.48
	STREET LIGHTING			1110.2130.5281		28,922.98	152,163.48
07805	MOBILE MINI STORAGE SOLUTIONS	RG178505	11-29-2021	1110.2310.5234		172.08	172.08
	PROFESSIONAL SVCS- PARKS & REC			1110.2310.5234		172.08	172.08
07666	UNITED RENTAL	RG177584	05-26-2021	1110.2310.5242		1,170.00	1,170.00
	OPERATING SUPPLIES			1110.2310.5242		1,170.00	1,170.00
07925	G&G FITNESS EQUIPMENT INC.	RG176675	12-03-2020	1110.2310.5252		39,659.00	39,659.00
07925	G&G FITNESS EQUIPMENT INC.	RG176675	12-04-2020	1110.2310.5252		-39,659.00	-39,659.00
07925	G&G FITNESS EQUIPMENT INC.	RG176675	12-04-2020	1110.2310.5252		33,808.70	33,808.70
07926	DAKTRONICS INC.	RG176676	12-03-2020	1110.2310.5252		30,006.00	30,006.00
09000	WEBGENI INC	RG176768	12-17-2020	1110.2310.5252		5,211.65	5,211.65
06817	OHIO MACHINERY CO.DBA OHIO CAT	RG177376	04-08-2021	1110.2310.5252		16,875.00	16,875.00
07722	TIMBERS-KOVAR & COMPANY	RG177404	04-14-2021	1110.2310.5252		3,300.00	8,187.00
	EQUIPMENT			1110.2310.5252		89,201.35	94,088.35
06860	WILSON TREE LANDSCAPE	RG178482	11-29-2021	1110.2500.5234		49,950.00	49,950.00
07774	Allco Exterminating & Wildlife	RG178498	11-29-2021	1110.2500.5234		1,050.00	1,050.00
	PROFESSIONAL SERVICES			1110.2500.5234		51,000.00	51,000.00
07831	Cintas	RG178490	11-29-2021	1110.2500.5248		50.06	50.06
	CLOTHING - SERVICE			1110.2500.5248		50.06	50.06
06776	RUMPKE OF NORTHERN OHIO, INC.	BL170060	08-31-2021	1110.2540.5234		1,155.02	3,072.55
06776	RUMPKE OF NORTHERN OHIO, INC.	BL170061	08-31-2021	1110.2540.5234		230.44	576.10
06776	RUMPKE OF NORTHERN OHIO, INC.	BL170062	08-31-2021	1110.2540.5234		1,229.02	3,072.55
06776	RUMPKE OF NORTHERN OHIO, INC.	BL170063	08-31-2021	1110.2540.5234		614.52	1,536.30
06776	RUMPKE OF NORTHERN OHIO, INC.	BL170064	08-31-2021	1110.2540.5234		4,406.60	5,186.00
06776	RUMPKE OF NORTHERN OHIO, INC.	BL170065	11-04-2021	1110.2540.5234		13,764.86	23,700.00
06776	RUMPKE OF NORTHERN OHIO, INC.	BL170066	08-31-2021	1110.2540.5234		155,993.58	394,593.10
06776	RUMPKE OF NORTHERN OHIO, INC.	RG176880	01-11-2021	1110.2540.5234		1,536.30	3,687.12
06776	RUMPKE OF NORTHERN OHIO, INC.	RG176881	01-11-2021	1110.2540.5234		576.10	1,382.64
06776	RUMPKE OF NORTHERN OHIO, INC.	RG176882	01-11-2021	1110.2540.5234		3,687.06	7,374.12
06776	RUMPKE OF NORTHERN OHIO, INC.	RG176947	01-27-2021	1110.2540.5234		9,325.82	12,446.40
06776	RUMPKE OF NORTHERN OHIO, INC.	RG177040	02-04-2021	1110.2540.5234		2,458.04	7,374.12
	DUMPING FEES			1110.2540.5234		194,977.36	464,001.00
09000	IEWIN ENGRAVING & PRINTING CO	RG178233	09-29-2021	1110.2710.5234		70.54	70.54

Vend#	Name	Po / Vch	---Date---	Account	Project	Balance	Orig Encumbr
08021	Lexipol, LLC	RG178485	11-29-2021	1110.2710.5234		11,320.00	11,320.00
	PROFESSIONAL SERVICES			1110.2710.5234		<u>11,390.54</u>	<u>11,390.54</u>
07404	AMERICAN SOLUTIONS FOR BUSINES	RG178496	11-29-2021	1110.2710.5242		450.00	450.00
	OPERATING SUPPLIES			1110.2710.5242		<u>450.00</u>	<u>450.00</u>
07284	AMERICAN COPY EQUIPMENT INC.	RG178501	11-29-2021	1110.2710.5243		44.31	44.31
	REPAIRS & MAINTENANCE			1110.2710.5243		<u>44.31</u>	<u>44.31</u>
07682	COCKLE LEGAL BRIEFS	RG178347	10-21-2021	1110.2713.5234	0001085	981.52	981.52
	PROFESSIONAL SERVICES			1110.2713.5234		<u>981.52</u>	<u>981.52</u>
07417	MORE THAN BLINDS	RG178438	11-05-2021	1110.2713.5242		1,569.00	1,569.00
	OPERATING SUPPLIES			1110.2713.5242		<u>1,569.00</u>	<u>1,569.00</u>
07284	AMERICAN COPY EQUIPMENT INC.	RG178501	11-29-2021	1110.2713.5243		39.52	39.52
	REPAIRS & MAINT CONTR			1110.2713.5243		<u>39.52</u>	<u>39.52</u>
07680	CLERK U.S.SUPREME COURT	RG178368	10-21-2021	1110.2713.5245	0001085	200.00	200.00
	LEGAL COSTS			1110.2713.5245		<u>200.00</u>	<u>200.00</u>
02907	ADP, INC.	BL170018	07-01-2021	1110.2714.5234		1,390.74	9,000.00
05089	STEPHEN HOVANCSEK & ASSOC.	RG176515	06-24-2021	1110.2714.5234		1,791.00	2,211.00
07412	LEWIS EXTERMINATING	RG176890	01-13-2021	1110.2714.5234		150.00	1,800.00
07412	LEWIS EXTERMINATING	RG176897	01-13-2021	1110.2714.5234		175.00	2,100.00
07935	AUDIO VISUAL INNOVATIONS, INC	RG177406	10-06-2021	1110.2714.5234		37,658.00	37,658.00
08006	JOHNSON CONTROL US HOLDING LLC	RG178479	11-29-2021	1110.2714.5234		210.50	210.50
	PROFESSIONAL SERVICES - CENTRAL SERVICES			1110.2714.5234		<u>41,375.24</u>	<u>52,979.50</u>
06944	U.S. BANK	RG177810	07-01-2021	1110.2714.5239		10,000.00	10,000.00
	OTHER			1110.2714.5239		<u>10,000.00</u>	<u>10,000.00</u>
07467	OHIO AWNING	RG177648	06-03-2021	1110.2714.5242		2,180.00	4,360.00
01972	HOME DEPOT U.S.A INC.	RG178444	11-12-2021	1110.2714.5242		105.19	105.19
	OPERATING SUPPLIES			1110.2714.5242		<u>2,285.19</u>	<u>4,465.19</u>
08016	Muskovitz & Lemmerbrock LLC	RG177161	02-25-2021	1110.2714.5245	0001085	5,000.00	5,000.00
	SETTLEMENTS			1110.2714.5245		<u>5,000.00</u>	<u>5,000.00</u>
02941	FIRE UNION 500 ACCT# 50039-09	RG177096	02-19-2021	1110.2714.5246		387,184.11	387,184.11
	SUITS & JUDGEMENTS - CENTRAL SERVICES			1110.2714.5246		<u>387,184.11</u>	<u>387,184.11</u>

Vend#	Name	Po / Vch	---Date---	Account	Project	Balance	Orig Encumbr
07444	SUN BELT RENTALS INC.	RG178502	11-29-2021	1110.2714.5252		5,789.02	5,789.02
	EQUIPMENT - CENTRAL SERVICES			1110.2714.5252		5,789.02	5,789.02
06666	VERIZON WIRELESS	BL170016	06-16-2021	1110.2714.5253		72.42	842.31
05434	N2NET	RG177667	06-09-2021	1110.2714.5253		451.00	861.00
00317	AT&T	RG178476	11-29-2021	1110.2714.5253		1,426.46	1,426.46
	DATA & COMM - CENTRAL SVC			1110.2714.5253		1,949.88	3,129.77
00709	THE ILLUMINATING CO	BL170045	07-26-2021	1110.2714.5280		1,161.12	1,161.12
08013	THE ILLUMINATING COMPANY	BL170046	07-26-2021	1110.2714.5280		10,894.09	11,856.00
00715	THE ILLUMINATING COMPANY	BL170047	07-26-2021	1110.2714.5280		708.00	708.00
00707	THE ILLUMINATING CO	BL170049	07-26-2021	1110.2714.5280		262.64	576.00
00707	THE ILLUMINATING CO	BL170049	11-10-2021	1110.2714.5280		191.29	300.00
00708	THE ILLUMINATING CO	BL170050	07-26-2021	1110.2714.5280		1,727.82	3,600.00
00705	THE ILLUMINATING CO	BL170051	07-26-2021	1110.2714.5280		213.68	648.00
00700	THE ILLUMINATING CO	BL170052	07-26-2021	1110.2714.5280		8,916.08	26,400.00
00711	THE ILLUMINATING CO	BL170053	07-26-2021	1110.2714.5280		2,954.28	4,318.32
00713	THE ILLUMINATING CO	BL170054	07-26-2021	1110.2714.5280		265.16	816.00
00712	THE ILLUMINATING CO	BL170056	07-26-2021	1110.2714.5280		4,312.20	6,540.00
00704	THE ILLUMINATING CO	BL170058	07-26-2021	1110.2714.5280		11,658.91	18,000.00
00715	THE ILLUMINATING COMPANY	BL170059	07-26-2021	1110.2714.5280		1,680.65	2,178.00
00709	THE ILLUMINATING CO	RG176863	01-07-2021	1110.2714.5280		1,532.18	2,061.36
00706	THE ILLUMINATING CO	RG176866	01-07-2021	1110.2714.5280		980.38	2,363.88
00707	THE ILLUMINATING CO	RG176867	01-07-2021	1110.2714.5280		225.98	872.40
00704	THE ILLUMINATING CO	RG176869	01-07-2021	1110.2714.5280		16,200.00	16,108.44
00712	THE ILLUMINATING CO	RG176870	01-07-2021	1110.2714.5280		1,230.81	4,976.04
00700	THE ILLUMINATING CO	RG176873	01-07-2021	1110.2714.5280		13,115.94	38,335.80
	ELECTRIC			1110.2714.5280		78,231.21	141,819.36
00605	DOMINION EAST OHIO	BL170021	07-16-2021	1110.2714.5282		3,377.69	3,732.00
00602	DOMINION EAST OHIO	BL170022	07-16-2021	1110.2714.5282		5,109.91	5,382.00
00606	DOMINION EAST OHIO	BL170023	07-16-2021	1110.2714.5282		2,588.00	3,000.00
00603	DOMINION EAST OHIO	BL170024	07-16-2021	1110.2714.5282		360.23	600.00
00600	DOMINION EAST OHIO	BL170025	07-16-2021	1110.2714.5282		10,551.29	12,000.00
00604	DOMINION EAST OHIO	BL170026	07-16-2021	1110.2714.5282		2,400.00	2,400.00
07528	CITY OF CLEVELAND DIVI OF WATE	BL170034	07-19-2021	1110.2714.5282		36.10	108.30
	GAS NATURAL			1110.2714.5282		24,423.22	27,222.30
00504	CITY OF CLEVELAND DIV OF WATER	BL170027	07-19-2021	1110.2714.5418		96.69	476.46
00503	CITY OF CLEVELAND DIV OF WATER	BL170028	07-19-2021	1110.2714.5418		600.00	600.00
00506	CITY OF CLEVELAND DIV OF WATER	BL170029	07-19-2021	1110.2714.5418		221.50	384.00
00502	CITY OF CLEVELAND DIV OF WATER	BL170030	07-19-2021	1110.2714.5418		1,023.01	1,200.00
00510	CITY OF CLEVELAND DIV OF WATER	BL170031	07-19-2021	1110.2714.5418		77.80	150.00
08036	CITY OF CLEVELAND DIV OF WATER	BL170032	07-19-2021	1110.2714.5418		474.60	720.00
00507	CITY OF CLEVELAND DIV OF WATER	BL170033	07-19-2021	1110.2714.5418		80.40	108.00
00500	CITY OF CLEVELAND DIV OF WATER	BL170035	07-19-2021	1110.2714.5418		650.00	3,000.00
00500	CITY OF CLEVELAND DIV OF WATER	BL170035	10-07-2021	1110.2714.5418		5,949.72	10,000.00
00505	CITY OF CLEVELAND DIV OF WATER	BL170036	07-19-2021	1110.2714.5418		77.52	120.00

Vend#	Name	Po / Vch	---Date---	Account	Project	Balance	Orig Encumbr
00817	NORTHEAST OHIO REGIONAL SEWER	BL170037	07-20-2021	1110.2714.5418		21.20	60.00
00802	NORTHEAST OH REG SEWER DIST	BL170038	07-20-2021	1110.2714.5418		294.66	516.00
00806	NORTHEAST OH REG SEWER DIST	BL170039	07-20-2021	1110.2714.5418		104.84	378.60
00809	NORTHEAST OHIO REG. SEWER DIST	BL170040	07-20-2021	1110.2714.5418		329.12	1,083.48
00814	NORTHEAST OH SEWER DIST	BL170041	07-20-2021	1110.2714.5418		60.60	181.80
00807	NORTHEAST OH REG SEWER DIST	BL170042	07-20-2021	1110.2714.5418		145.50	174.60
00805	NORTHEAST OH REG SEWER DIST	BL170043	07-20-2021	1110.2714.5418		140.34	180.48
08036	CITY OF CLEVELAND DIV OF WATER	RG177556	05-13-2021	1110.2714.5418		736.20	981.60
	WATER-SEWER - CENTRAL SERVICES			1110.2714.5418		<u>11,083.70</u>	<u>20,315.02</u>
05649	DELL SERVICE SALES	RG177277	03-23-2021	1110.2720.5235		781.49	781.49
01432	Staples Business Advantage	RG178101	09-01-2021	1110.2720.5235		18.10	30.54
09000	HARVARD KENNEDY SCHOOL	RG178386	10-28-2021	1110.2720.5235		995.00	995.00
	EXPENSE ACCOUNT(STEVENSON) ORD # 112-92			1110.2720.5235		<u>1,794.59</u>	<u>1,807.03</u>
01432	Staples Business Advantage	RG178170	09-14-2021	1110.2720.5238		196.68	196.68
	EXPENSE ACCOUNT (MARTIN)			1110.2720.5238		<u>196.68</u>	<u>196.68</u>
01432	Staples Business Advantage	RG177021	02-04-2021	1110.2720.5242	0001075	254.36	368.88
01432	Staples Business Advantage	RG177440	04-22-2021	1110.2720.5242		118.08	582.92
01432	Staples Business Advantage	RG178063	08-25-2021	1110.2720.5242		79.98	675.96
	OPERATING SUPPLIES			1110.2720.5242		<u>452.42</u>	<u>1,627.76</u>
07284	AMERICAN COPY EQUIPMENT INC.	RG178501	11-29-2021	1110.2720.5243		225.48	225.48
	REPAIRS & MAINTENANCE			1110.2720.5243		<u>225.48</u>	<u>225.48</u>
01432	Staples Business Advantage	RG177811	07-01-2021	1110.2730.5242		59.50	1,198.29
01432	Staples Business Advantage	RG178158	09-09-2021	1110.2730.5242		1,006.74	1,006.74
07053	FRANKLIN MILLS CO	RG178419	11-04-2021	1110.2730.5242		11,892.00	11,892.00
07417	MORE THAN BLINDS	RG178438	11-05-2021	1110.2730.5242		1,146.00	1,146.00
08056	ORANSI	RG178474	11-22-2021	1110.2730.5242		1,796.40	1,796.40
	OPERATING SUPPLIES			1110.2730.5242		<u>15,900.64</u>	<u>17,039.43</u>
07284	AMERICAN COPY EQUIPMENT INC.	RG178501	11-29-2021	1110.2730.5243		10.31	10.31
07284	AMERICAN COPY EQUIPMENT INC.	RG178501	11-29-2021	1110.2730.5243		35.35	35.35
	REPAIRS & MAINTENANCE			1110.2730.5243		<u>45.66</u>	<u>45.66</u>
07913	Tierney Brothers	RG178055	08-19-2021	1110.2730.5252		11,252.98	11,252.98
01372	DELL MARKETING LP	RG178369	10-26-2021	1110.2730.5252		13,934.34	13,934.34
	EQUIPMENT			1110.2730.5252		<u>25,187.32</u>	<u>25,187.32</u>
07284	AMERICAN COPY EQUIPMENT INC.	RG178501	11-29-2021	1110.2740.5243		12.70	12.70
	REPAIRS & MAINTENANCE			1110.2740.5243		<u>12.70</u>	<u>12.70</u>

Vend#	Name	Po / Vch	---Date---	Account	Project	Balance	Orig Encumbr
07859	MERITECH	RG177902	07-26-2021	1110.2740.5252		5,666.00	5,666.00
	EQUIPMENT			1110.2740.5252		<u>5,666.00</u>	<u>5,666.00</u>
05434	N2NET	RG177386	04-08-2021	1110.2770.5234		1,350.00	1,350.00
07603	BCS:BUSINESS COMMUNICATION	RG177795	06-30-2021	1110.2770.5234		1,309.00	1,309.00
	PROFESSIONAL SERVICES - EDP/IT			1110.2770.5234		<u>2,659.00</u>	<u>2,659.00</u>
05434	N2NET	RG177666	06-09-2021	1110.2770.5242		500.00	3,500.00
01550	MICRO CENTER	RG178390	10-28-2021	1110.2770.5242		94.99	906.87
	OPERATING SUPPLIES - EDP/IT			1110.2770.5242		<u>594.99</u>	<u>4,406.87</u>
07603	BCS:BUSINESS COMMUNICATION	RG176268	09-15-2020	1110.2770.5252		687.50	5,812.90
07603	BCS:BUSINESS COMMUNICATION	RG177192	03-04-2021	1110.2770.5252		843.00	843.00
07603	BCS:BUSINESS COMMUNICATION	RG177192	03-04-2021	1110.2770.5252		147.00	1,815.00
02977	CDW GOVERNMENT, INC.	RG178468	11-12-2021	1110.2770.5252		10,715.00	10,715.00
	EQUIPMENT - EDP/IT			1110.2770.5252		<u>12,392.50</u>	<u>19,185.90</u>
	GENERAL FUND			1110		1,190,225.55	1,709,024.79
00701	THE ILLUMINATING CO	BL170048	08-16-2021	2210.2150.5281		37,256.54	94,008.00
00702	THE ILLUMINATING CO	BL170057	07-26-2021	2210.2150.5281		20,159.58	25,272.00
00702	THE ILLUMINATING CO	RG176864	01-07-2021	2210.2150.5281		17,378.58	32,045.88
	TRAFFIC LIGHTING			2210.2150.5281		<u>74,794.70</u>	<u>151,325.88</u>
08012	SATELLITE SHELTERS INC.	RG177070	05-27-2021	2210.2620.5234		669.00	4,935.00
03549	SIEVERS SECURITY INC	RG178504	11-29-2021	2210.2620.5234		34.95	34.95
07594	W.C. CONSTRUCTION LTD.	RG178506	11-29-2021	2210.2620.5234		33,015.00	33,015.00
09000	AT&T CWO	RG178507	11-29-2021	2210.2620.5234		9,342.02	9,342.02
	PROFESSIONAL SERVICES - PUBLIC SERVICES			2210.2620.5234		<u>43,060.97</u>	<u>47,326.97</u>
07857	Traffic & Parking Control Co.	RG178031	08-19-2021	2210.2620.5242		2,683.25	2,683.25
07857	Traffic & Parking Control Co.	RG178435	11-04-2021	2210.2620.5242		5,865.88	5,865.88
01972	HOME DEPOT U.S.A INC.	RG178444	11-12-2021	2210.2620.5242		-138.08	-234.82
01972	HOME DEPOT U.S.A INC.	RG178444	11-12-2021	2210.2620.5242		77.96	77.96
01972	HOME DEPOT U.S.A INC.	RG178444	11-12-2021	2210.2620.5242		9.48	9.48
01972	HOME DEPOT U.S.A INC.	RG178444	11-12-2021	2210.2620.5242		-33.12	-33.12
	OPERATING SUPPLIES - PUBLIC SERVICES			2210.2620.5242		<u>8,465.37</u>	<u>8,368.63</u>
07287	EXPRESS DEVELOPERS CORP	RG178495	11-29-2021	2210.2620.5243		6,500.00	6,500.00
	REPAIRS & MAINT CONTRACTS - PUBLIC SERVICES			2210.2620.5243		<u>6,500.00</u>	<u>6,500.00</u>
03252	COUNTRYSIDE TRUCK SERVICE INC.	RG178481	11-29-2021	2210.2620.5257		10,196.22	10,196.22
	VEHICLE REPAIRS - PUBLIC SERVICES			2210.2620.5257		<u>10,196.22</u>	<u>10,196.22</u>

Vend#	Name	Po / Vch	---Date---	Account	Project	Balance	Orig Encumbr
	STREET FUND			2210		143,017.26	223,717.70
07924	ESRI INC.	RG177197	03-04-2021	2215.2410.5242		104.71	196.00
	OPERATING SUPPLIES - HOUSING DEPT			2215.2410.5242		<u>104.71</u>	<u>196.00</u>
07859	MERITECH	RG177371	04-08-2021	2215.2410.5243		405.53	540.00
07284	AMERICAN COPY EQUIPMENT INC.	RG178501	11-29-2021	2215.2410.5243		138.69	138.69
	REPAIRS & MAINT CONTRACTS - HOUSING DEPT			2215.2410.5243		<u>544.22</u>	<u>678.69</u>
	RENTAL REGISTRATION			2215		648.93	874.69
08054	CLEUNDERCOATING LLC	RG178365	10-21-2021	2230.2120.5234		715.00	715.00
	PROFESSIONAL SERVICES			2230.2120.5234		<u>715.00</u>	<u>715.00</u>
07082	MOTOROLA SOLUTIONS, INC	RG177539	05-13-2021	2230.2120.5252		468.57	4,481.85
	EQUIPMENT(INCLUDING RADIOS)			2230.2120.5252		<u>468.57</u>	<u>4,481.85</u>
07919	Simell LLC	RG176328	09-24-2020	2230.2120.5257		965.17	965.17
07348	HISSONG KENWORTH INC	RG176588	11-12-2020	2230.2120.5257		3,320.46	3,320.46
02201	Atlantic Emergency Solutions	RG178154	09-09-2021	2230.2120.5257		3,344.00	3,344.00
03252	COUNTRYSIDE TRUCK SERVICE INC.	RG178211	09-24-2021	2230.2120.5257		905.75	905.75
03252	COUNTRYSIDE TRUCK SERVICE INC.	RG178287	10-07-2021	2230.2120.5257		867.75	867.75
03252	COUNTRYSIDE TRUCK SERVICE INC.	RG178288	10-07-2021	2230.2120.5257		921.75	921.75
03252	COUNTRYSIDE TRUCK SERVICE INC.	RG178453	11-12-2021	2230.2120.5257		2,007.16	2,007.16
	VEHICLE REPAIRS - FIRE/EMS			2230.2120.5257		<u>12,332.04</u>	<u>12,332.04</u>
	EC-EMS			2230		13,515.61	17,528.89
02201	Atlantic Emergency Solutions	RG177308	03-30-2021	2231.2120.5252		1,083,401.00	1,083,401.00
	EQUIPMENT			2231.2120.5252		<u>1,083,401.00</u>	<u>1,083,401.00</u>
	FEMA GRANT FIRE			2231		1,083,401.00	1,083,401.00
07935	AUDIO VISUAL INNOVATIONS, INC	RG177406	04-15-2021	2241.2351.5234		18,829.00	37,658.00
07935	AUDIO VISUAL INNOVATIONS, INC	RG177406	10-06-2021	2241.2351.5234		-37,658.00	-37,658.00
	PROFESSIONAL SERVICES - CARES ACT RELIEF			2241.2351.5234		<u>-18,829.00</u>	<u>0.00</u>
	CORONAVIRUS RELIEF			2241		-18,829.00	0.00
05777	HOUSING RESEARCH & ADVOCACY	RG176621	11-20-2020	2260.2350.5233		250.00	15,250.00

Vend#	Name	Po / Vch	---Date---	Account	Project	Balance	Orig Encumbr
	CLEVELAND TENANT ORGINIZATION			2260.2350.5233		250.00	15,250.00
03345	CLEVELAND HOUSING NETWORK	RG177217	03-12-2021	2260.2351.5237		241,678.00	300,000.00
	RENTAL ASSISTANCE			2260.2351.5237		241,678.00	300,000.00
07280	3 D MOORE ENT.	RG177170	03-04-2021	2260.2351.5238		28,620.00	28,620.00
07659	ROOTS CONSTRUCTION LLC	RG177184	03-04-2021	2260.2351.5238		8,250.00	8,250.00
07280	3 D MOORE ENT.	RG177945	08-05-2021	2260.2351.5238		36,100.00	36,100.00
07287	EXPRESS DEVELOPERS CORP	RG178033	08-19-2021	2260.2351.5238		12,600.00	12,600.00
07280	3 D MOORE ENT.	RG178099	09-01-2021	2260.2351.5238		4,100.00	4,100.00
07280	3 D MOORE ENT.	RG178100	09-01-2021	2260.2351.5238		20,200.00	20,200.00
07280	3 D MOORE ENT.	RG178102	09-01-2021	2260.2351.5238		20,375.00	20,375.00
	MLK RENOVATION			2260.2351.5238		130,245.00	130,245.00
08018	RUMIS MARKET & GRILL	RG177327	03-31-2021	2260.2351.5239		17,021.50	20,000.00
	FOOD DISTRIBUTION			2260.2351.5239		17,021.50	20,000.00
04758	CUYAHOGA COUNTY BD. OF HEALTH	RG178025	08-17-2021	2260.2410.5304		22,205.00	25,783.00
	LEAD ABATEMENT MATCH			2260.2410.5304		22,205.00	25,783.00
07859	MERITECH	RG177257	03-18-2021	2260.2420.5350		662.22	1,200.00
	CAPITAL LEASES - ADMIN			2260.2420.5350		662.22	1,200.00
06092	GUARDIAN EQUITY SERVICES LLC	RG175617	04-29-2020	2260.2620.5235		3,325.00	10,000.00
06092	GUARDIAN EQUITY SERVICES LLC	RG178252	10-01-2021	2260.2620.5235		8,425.00	10,000.00
	DEMOLITION - PUBLIC SERVICES			2260.2620.5235		11,750.00	20,000.00
02788	ADVANCE OHIO MEDIA LLC	RG176386	10-07-2020	2260.2620.5239		1,347.84	1,347.84
05089	STEPHEN HOVANCSEK & ASSOC.	RG176515	11-05-2020	2260.2620.5239		19,695.50	51,500.00
	STREET RESURFACING - PUBLIC SERVICES			2260.2620.5239		21,043.34	52,847.84
	COMMUNITY DEVELOPMENT FUND			2260		444,855.06	565,325.84
07859	MERITECH	RG177902	07-26-2021	2269.2730.5252		5,245.00	5,245.00
	EQUIPMENT - COURTS			2269.2730.5252		5,245.00	5,245.00
	COMPUTER LEGALIZE FEES			2269		5,245.00	5,245.00
05071	DEBORAH BLACK	RG178499	11-29-2021	2275.2265.5239		188.99	188.99
05071	DEBORAH BLACK	RG178500	11-29-2021	2275.2265.5239		35.99	35.99
	OTHER			2275.2265.5239		224.98	224.98

Vend#	Name	Po / Vch	---Date---	Account	Project	Balance	Orig Encumbr
00313	AT&T	RG176861	01-07-2021	2275.2265.5283		110.64	3,480.84
	TELEPHONE			2275.2265.5283		110.64	3,480.84
	VOCA			2275		335.62	3,705.82
09000	DATAWORKS PLUS	RG177998	08-12-2021	2298.2110.5242		23,508.00	23,508.00
09000	STARCHASE LLC	RG178115	09-02-2021	2298.2110.5242		28,264.04	28,264.04
	OPERATING SUPPLIES - POLICE DEPT			2298.2110.5242		51,772.04	51,772.04
	LAW ENFORCEMENT TRUST			2298		51,772.04	51,772.04
01915	VALLEY FORD	RG177601	05-26-2021	4415.2110.5252		40,906.32	40,906.32
01915	VALLEY FORD	RG177707	06-11-2021	4415.2110.5252		81,812.64	81,812.64
01915	VALLEY FORD	RG178231	09-24-2021	4415.2110.5252		107,428.70	107,428.70
07778	Hall Public Safety Upfitters	RG178459	11-12-2021	4415.2110.5252		19,299.08	19,299.08
07778	Hall Public Safety Upfitters	RG178460	11-12-2021	4415.2110.5252		38,598.16	38,598.16
07778	Hall Public Safety Upfitters	RG178487	11-29-2021	4415.2110.5252		19,299.08	19,299.08
	POLICE VEHICLES			4415.2110.5252		307,343.98	307,343.98
07395	PROFESSIONAL ELECTRIC PRODUCT	RG177904	07-28-2021	4415.2130.5252		33,397.00	33,397.00
07395	PROFESSIONAL ELECTRIC PRODUCT	RG178089	08-26-2021	4415.2130.5252		33,397.00	33,397.00
	STREET LIGHTING EQUIPMENT			4415.2130.5252		66,794.00	66,794.00
09000	TOWLIFT INC.	RG176731	12-17-2020	4415.2542.5251		70,572.08	70,572.08
	SERVICE DEPT EQUIPMENT			4415.2542.5251		70,572.08	70,572.08
07099	STATEWIDE FORD LINCOLN INC.	RG176374	10-05-2020	4415.2542.5252		4,875.00	32,537.00
	TRUCKS AND SNOW PLOWS			4415.2542.5252		4,875.00	32,537.00
09000	WATSON'S OF CINCINNATI SERVICE	RG177262	03-18-2021	4415.2542.5253		9,398.00	9,398.00
08006	JOHNSON CONTROL US HOLDING LLC	RG177418	04-16-2021	4415.2542.5253		134.44	200.00
09000	THE I.T. VERDIN COMPANY DBA	RG177923	07-29-2021	4415.2542.5253		5,697.00	11,394.00
	CAPITAL IMPROVEMENTS			4415.2542.5253		15,229.44	20,992.00
08048	SATELLITE SHELTERS , INC CLEVE	BL170067	09-08-2021	4415.2700.5253		5,120.00	6,400.00
08048	SATELLITE SHELTERS , INC CLEVE	BL170067	09-08-2021	4415.2700.5253		-6,400.00	-6,400.00
07892	VIRGINIA TILE COMPANY LLC	RG176767	12-17-2020	4415.2700.5253		3,649.80	3,843.00
07082	MOTOROLA SOLUTIONS, INC	RG176803	12-23-2020	4415.2700.5253		1,414.61	39,661.99
07082	MOTOROLA SOLUTIONS, INC	RG176803	12-29-2020	4415.2700.5253		0.04	7,403.22
09000	JOHNSON CONTROLS	RG176806	12-23-2020	4415.2700.5253		2,936.84	34,551.25
09000	JOHNSON CONTROLS	RG176807	12-23-2020	4415.2700.5253		1,183.20	13,920.00
09000	JOHNSON CONTROLS	RG176808	12-23-2020	4415.2700.5253		3,817.02	44,906.25
09000	JOHNSON CONTROLS	RG176809	12-23-2020	4415.2700.5253		2,173.98	11,674.40

Vend#	Name	Po / Vch	---Date---	Account	Project	Balance	Orig Encumbr
09000	JOHNSON CONTROLS	RG176828	12-30-2020	4415.2700.5253		874.00	874.00
07082	MOTOROLA SOLUTIONS, INC	RG176902	01-15-2021	4415.2700.5253		13,935.00	13,935.00
07894	Rayhaven Group Inc	RG176923	01-21-2021	4415.2700.5253		1,185.00	1,185.00
08006	JOHNSON CONTROL US HOLDING LLC	RG177104	02-25-2021	4415.2700.5253		642.00	41,026.84
07998	THE MCBRIDE GROUP LLC	RG177163	02-26-2021	4415.2700.5253		13,766.67	20,650.00
06338	VANDRA BROTHERS CONSTRUCTION	RG177638	06-01-2021	4415.2700.5253		43,167.00	43,167.00
09000	G&G FITNESS EQUIPMENT	RG177650	06-03-2021	4415.2700.5253		46,907.00	46,907.00
09000	G&G FITNESS EQUIPMENT	RG177651	06-03-2021	4415.2700.5253		21,052.70	21,052.70
08006	JOHNSON CONTROL US HOLDING LLC	RG177662	06-04-2021	4415.2700.5253		12,052.96	24,080.24
09000	G&G FITNESS EQUIPMENT	RG177785	06-30-2021	4415.2700.5253		60,409.49	60,409.49
08006	JOHNSON CONTROL US HOLDING LLC	RG177914	07-29-2021	4415.2700.5253		32,990.15	32,990.15
08006	JOHNSON CONTROL US HOLDING LLC	RG177915	07-29-2021	4415.2700.5253		14,702.25	14,702.25
09000	MVP Masonry Restoration	RG178069	08-26-2021	4415.2700.5253		4,984.57	9,969.13
08006	JOHNSON CONTROL US HOLDING LLC	RG178076	08-26-2021	4415.2700.5253		8,508.38	8,508.38
08006	JOHNSON CONTROL US HOLDING LLC	RG178077	08-26-2021	4415.2700.5253		16,302.70	16,302.70
08006	JOHNSON CONTROL US HOLDING LLC	RG178092	08-26-2021	4415.2700.5253		13,628.84	13,628.84
08006	JOHNSON CONTROL US HOLDING LLC	RG178092	08-27-2021	4415.2700.5253		-1,565.47	-1,565.47
08006	JOHNSON CONTROL US HOLDING LLC	RG178093	08-27-2021	4415.2700.5253		1,565.47	1,565.47
08006	JOHNSON CONTROL US HOLDING LLC	RG178093	09-02-2021	4415.2700.5253		-1,565.47	-1,565.47
08006	JOHNSON CONTROL US HOLDING LLC	RG178093	09-02-2021	4415.2700.5253		214.00	214.00
07925	G&G FITNESS EQUIPMENT INC.	RG178175	09-14-2021	4415.2700.5253		44,528.48	44,528.48
09000	MVP: MASONRY RESTORATION	RG178176	09-14-2021	4415.2700.5253		3,890.36	3,890.36
07925	G&G FITNESS EQUIPMENT INC.	RG178179	09-14-2021	4415.2700.5253		42,699.09	42,699.09
09000	CLASSIC MEMORIALS INC	RG178450	11-12-2021	4415.2700.5253		2,150.00	2,150.00
07894	Rayhaven Group Inc	RG178451	11-12-2021	4415.2700.5253		2,140.00	2,140.00
07894	Rayhaven Group Inc	RG178452	11-12-2021	4415.2700.5253		3,755.00	3,755.00
07894	Rayhaven Group Inc	RG178470	11-12-2021	4415.2700.5253		1,395.00	1,395.00
09000	MVP MASONRY RESTORATION	RG178503	11-29-2021	4415.2700.5253		5,594.56	5,594.56
	CAPITAL IMPROVEMENTS			4415.2700.5253		<u>423,805.22</u>	<u>630,149.85</u>
	PERMANENT IMPROVEMENT FUND			4415		888,619.72	1,128,388.91
						=====	=====
	Grand Totals					3,802,806.79	4,788,984.68