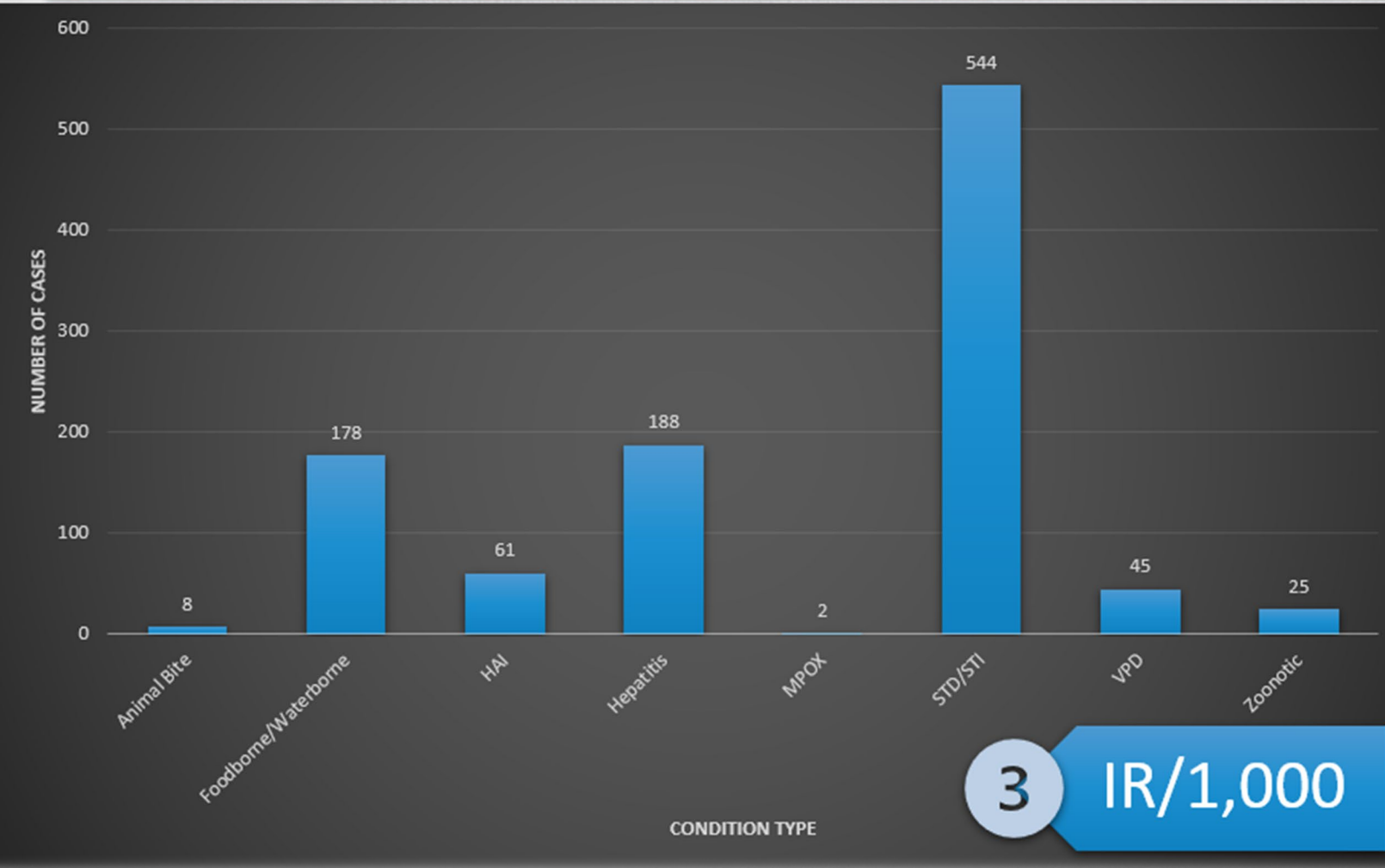


Epi Report for BCPHD BOARD Jan 1-31, 2024 and 2023 Recap

COSTA CLAVIER, MPH, CHIEF EPIDEMIOLOGIST
MEGAN MACKIEWICZ, MPH EPIDEMIOLOGIST



1051* Total Conditions, 2023



Death Cases, 2023

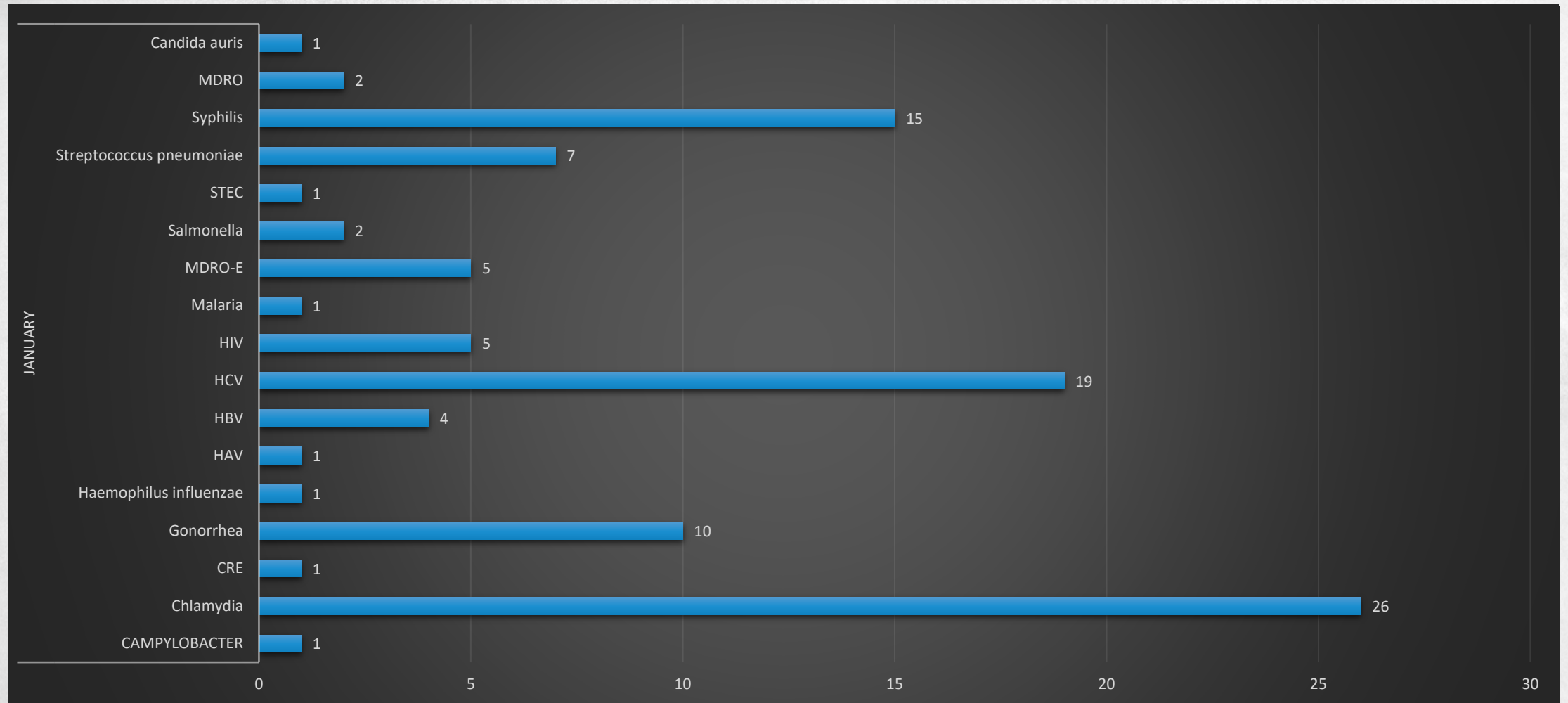
45 Total Deaths

F: 53% M: 47%

Cause A: 62% related to respiratory viruses or respiratory diseases

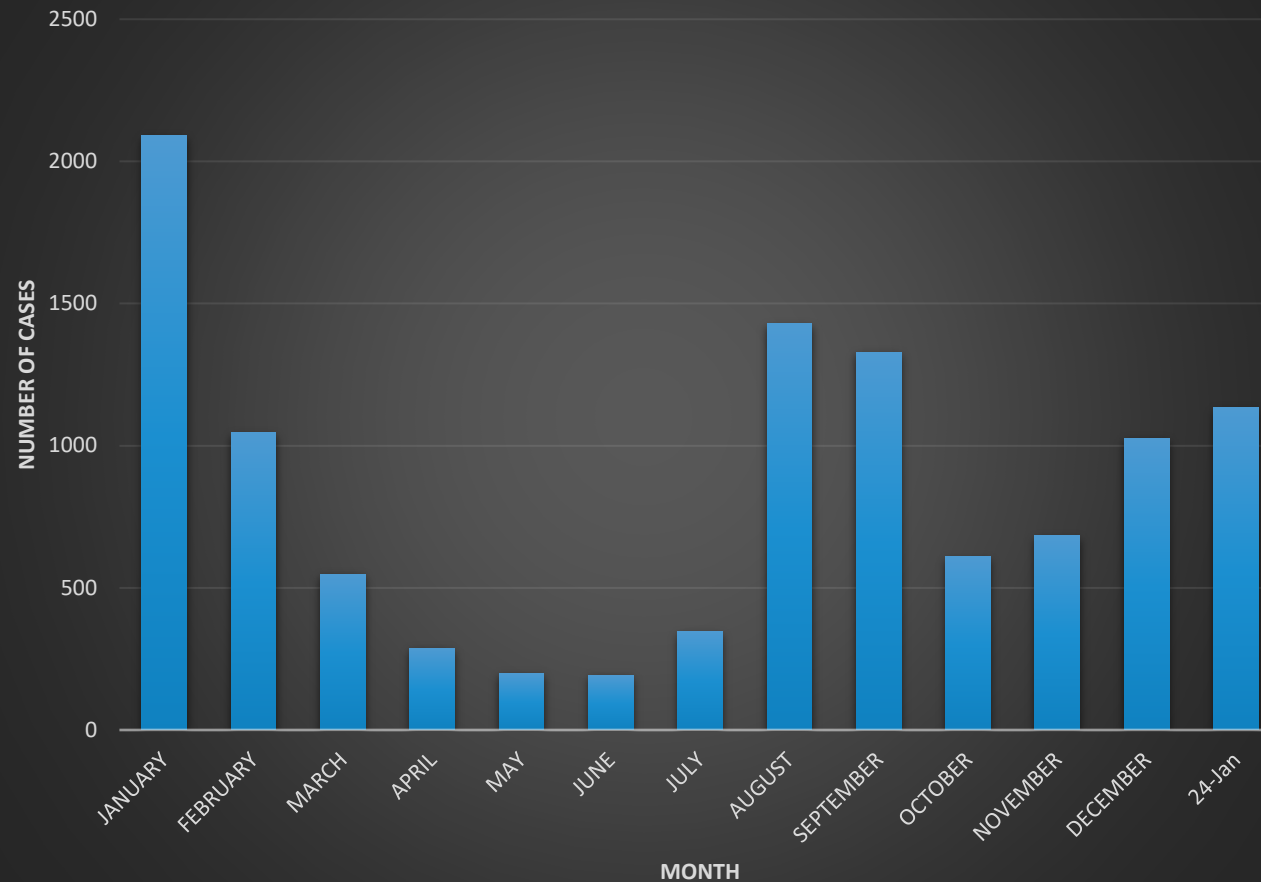
*Covid numbers not included. 9,788 both probable and confirmed Covid cases were reported. Not included home tests

Cases and Conditions (102 Counts): Jan 1-31st, 2024



Covid-19, Influenza, & RSV: Jan 1-31st, 2024

Positive Covid-19 Cases per Month, 2023-2024



22,847

For the week of January 19th, 2024 – January 25th, 2024, the daily 7-day average number of COVID-19 cases (confirmed & probable cases) in Texas is 22,847. This is a 21.5% increase from the previous weekly average.

1,750

As of January 16th, 2024, the current daily 7-day average of hospitalized patients with COVID-19 in Texas is 1,750. This is a 7.7% decrease from the previous weekly average.



BSW RSV: pending BSW access



BSW Influenza percent positivity: pending BSW access

Jan 2024
Flu-like
illness

Jan 2024
Rapid A

Jan 2024
Rapid B

Jan 2024
PCR A

Jan 2024
PCR B

1434

283

86

893

167

Outbreaks and Concerns

Zoonosis - Malaria

39F, Temple

Born in Nigeria, moved to US 6 years ago. Bitten repeatedly by mosquitos 12/22/23 – 1/13/24 at Port Harcourt, Nigeria. No chemoprophylaxis

Chills, fever, bodyache, headache, sepsis

20yrs ago was treated for Malaria

Measles Notification

Between 12/1/2023 and 1/23/2024 CDC has 23 confirmed US measles cases. 7 were directly imported from international travelers. 2 outbreaks involved 5+ cases

Most cases were among unvaccinated children and adolescents

<https://emergency.cdc.gov/newsletters/coca/2024/012524.html>

Ft Cavazos STD/STI

Started sending STD/STI cases 1/30/2024!

Covid – LTCF

1/29/24 LTCF reported Covid+ director, no ill staff or residents